

2018 Reuse Inventory

Division of Water Resource Management

Florida Department of Environmental Protection

August 2019



Table of Contents

Abbreviations Used in the Reuse Inventory Report and Appendices..... iii

Definitions of Terms in the Reuse Inventory Report and Appendices v

Purpose 1

Inventory Design..... 1

Results..... 2

 Reuse Facilities..... 2

 Disposal Facilities..... 3

 All Facilities..... 3

 Supplemental Water Supplies..... 15

 Reuse Rates..... 15

 Efficient and Effective Water Reuse 16

 Water Resource Caution Areas..... 21

 Cross-Connection Control 21

Previous Inventories and Trends 22

Future Updates 25

Reuse Webpage 25

References..... 25

Appendices 28

 Appendix A. Reuse Systems in the Inventory 29

 Appendix B. Domestic Wastewater Treatment Facilities That Reported Providing Reuse 43

 Appendix C. Supplemental Water Supplies 59

 Appendix D. Reclaimed Water Utilization..... 63

 Appendix E. Effluent Disposal for Reuse Systems 89

 Appendix F. Public Access Reuse Customers and Cooling Towers 94

 Appendix G. Edible Crop Inventory..... 103

 Appendix H. Charges for Use of Reclaimed Water..... 105

 Appendix I. Domestic Wastewater Treatment Facilities (0.1 mgd and greater) with No Reuse..... 114

 Appendix J. Cross-Connection Control Activities 116

 Appendix K. Summary of Reuse and Disposal Flows for Reuse Systems..... 124

 Appendix L. All Domestic Wastewater Treatment Facilities Included in the 2018 Reuse Inventory Report..... 137

List of Tables

Table 1a. Summary of Reuse Facilities/Systems and Reuse Customers
- Information by DEP District.....5

Table 1b. Summary of Reuse Facilities/Systems and Reuse Customers
- Information by Water Management District5

Table 2. Summary of Reuse Activities6

Table 3a. Reuse Flows for Reuse Types by DEP District8

Table 3b. Reuse Flows for Reuse Types by Water Management District8

Table 4a. Capacity and Flow Ratios by DEP District.....9

Table 4b. Capacity and Flow Ratios by Water Management District9

Table 5. County Capacity and Flow Ratios10

Table 6. Per Capita Reuse Information.....12

Table 7a. Summary of Reuse Rates for Reuse Systems That Reported Charging
Residential Customers15

Table 7b. Summary of Reuse Rates for Reuse Systems That Reported Charging
Non-Residential Customers15

Table 7c. Summary of Reuse Systems and Utilities with Public Access Reuse
Customers (Residential and Non-Residential).....16

Table 8a. Summary of Offset and Recharge Flows by DEP District17

Table 8b. Summary of Offset and Recharge Flows by Water Management District17

Table 8c. County Offset and Recharge Flows Due to Water Reuse.....18

Table 9. Reuse Activity in Water Resource Caution Areas.....21

Table 10. Summary of DEP Reuse Inventories (1998 to Present).....23

List of Figures

Figure 1: Reclaimed Water Utilization by Flow 7

Figure 2: Map of Per Capita Reuse Flow by County 14

Figure 3: Florida’s Reuse Growth 24

Abbreviations Used in the Reuse Inventory Report and Appendices

DEP District Offices

JAX	Jacksonville (Northeast District)
PEN	Pensacola (Northwest District)
ORL	Orlando (Central District)
WPB	West Palm Beach (Southeast District)
TPA	Tampa (Southwest District)
FTM	Fort Myers (South District)

Water Management Districts

NWFWMD	Northwest Florida (Havana)
SFWMD	South Florida (West Palm Beach)
SJRWMD	St. Johns River (Palatka)
SRWMD	Suwannee River (Live Oak)
SWFWMD	Southwest Florida (Brooksville)

Disinfection Levels

HI	High-level disinfection, as described in Rule 62-600.440(5), Florida Administrative Code (F.A.C.)
IM	Intermediate disinfection, as described in Rule 62-600.440(6), F.A.C.
BA	Basic disinfection, as described in Rule 62-600.440(4), F.A.C.
LL	Low-level disinfection, as described in Rule 62-600.440(7), F.A.C.
HB	Combination of high-level and basic disinfection
NA	Information not available

Reuse Types

PAA&LI	Public Access Areas & Landscape Irrigation
AI	Agricultural Irrigation (including edible crops as well as crops used for feed and fodder grown on sprayfields)
GWR&IPR	Ground Water Recharge & Indirect Potable Reuse
IND	Industrial
TF	Toilet Flushing
FP	Fire Protection

WL	Wetlands
OTH	Other (other permitted uses either not fitting reuse types above or not specified in rule)

Reuse Sub-Types

GCI	Golf Course Irrigation
RI	Residential Irrigation
OPAA	Other Public Access Areas
EC	Edible Crops
OC	Other Crops (i.e., sprayfields)
RIB	Rapid Infiltration Basins
AF	Absorption Fields
SWA	Surface Water Augmentation
INJ	Injection
ATP	At Treatment Plant
AOF	At Other Facilities
OTH	Other (including decorative fountains, commercial laundries, cleaning of roads and sidewalks, vehicle washing, concrete making, and other permitted uses not specified in rule)

Parts of Chapter 62-610, F.A.C.

II	Slow-rate Land Application Systems; Restricted Public Access
III	Slow-rate Land Application Systems; Public Access Areas, Residential Irrigation and Edible Crops
IV	Rapid-rate Land Application Systems (Rapid Infiltration Basins and Absorption Fields)
V	Ground Water Recharge and Indirect Potable Reuse
VII	Industrial Uses of Reclaimed Water

Charges for Use of Reclaimed Water

NRES	Non-Residential
RESD	Residential

Definitions of Terms in the Reuse Inventory Report and Appendices

Disposal Types and Sub-Types

- **Deep Well Injection** – Deep subsurface emplacement of effluent through a well typically permitted under Chapter 62-528, F.A.C, Underground Injection Control (UIC) Program.
- **Surface Water Discharges** – National Pollutant Discharge Elimination System (NPDES) permitted discharge.
- **Wetlands** – NPDES permitted discharge to wetlands when not considered reuse per paragraph 62-610.810(2)(g), F.A.C, are typically permitted under Chapter 62-611, F.A.C, Wetlands Application Rule.
- **Coastal or Estuarine Waters** – NPDES permitted discharge to Class II or Class III predominately marine surface waters.
- **Ocean Outfall** – NPDES permitted discharge to open ocean waters per Rule 62-600.520, F.A.C.
- **Other Surface Waters** – NPDES permitted discharge to surface waters not otherwise specified, most typically Class III predominately fresh water such as rivers, lakes and streams/canals when not considered reuse pursuant to Rule 62-610.810, F.A.C.
- **Other** – Methods of effluent disposal not otherwise specified that do not qualify as reuse pursuant to Rule 62-610.810, F.A.C, including continuously loaded percolation ponds and overland flow systems.

Other Definitions (the following terms are defined for the purposes of this document only)

- **Absorption Field** – A restricted access, slow-rate land application system using subsurface application for recharge to the surficial groundwater.
- **Aquifer Storage and Recovery (ASR)** – The injection of reclaimed water into a subsurface formation for storage and recovery of the stored reclaimed water for beneficial purposes at a later date.
- **Cross-connection** – Any temporary or permanent physical arrangement where a public water supply is connected, either directly or indirectly, with any other water supply system, such as a reclaimed water system.

- **Domestic Wastewater** – Wastewater derived principally from dwellings, business buildings, institutions and the like. Domestic wastewater is also known as sanitary wastewater, sewage, and in some cases municipal wastewater.
- **Feed and Fodder Crops** – Crops such as grass, hay and rye that are cut and carried to domesticated livestock as food.
- **Potable Quality Water Offset** – The amount of potable quality water (Class F-I, G-I or G-II ground water or water meeting drinking water standards) saved through the use of reclaimed water expressed as a percentage of the total reclaimed water used. These percentages for each reuse activity are taken from Table 5 of the 2003 Water Reuse for Florida: Strategies for Effective Use of Reclaimed Water.
- **Public Access Area** – An area that is intended to be accessible to the general public such as golf courses, cemeteries, parks, landscape areas, hotels, motels and highway medians. Public access areas include private property and residential dwellings that are not open to the public at large. General public does not include authorized treatment plant, utilities system or reuse system (e.g., sprayfield site, industrial facility, farm, etc.) personnel.
- **Recharge Fraction** – The portion of reclaimed water used in a reuse system that recharges an underlying potable quality ground water (Class F-I, G-I or G-II ground water) that is used for potable supply, or augments a Class I surface water, expressed as a percentage of the total reclaimed water used.
- **Reclaimed Water** – Water that has received at least secondary treatment and basic disinfection and is reused after flowing out of a domestic wastewater treatment facility.
- **Reuse** – The deliberate application of reclaimed water in compliance with DEP rules for a beneficial purpose. Criteria used to classify projects as "reuse" are contained in Rule 62-610.810, F.A.C.
- **Reuse Capacity** – The permitted capacity or maximum amount of reclaimed water that a reuse system can accommodate or distribute; capacities are reported in terms of million gallons per day (mgd), unless otherwise noted.
- **Reuse Facility** – A domestic wastewater treatment facility utilized for the purpose of treating, stabilizing or holding wastes that provides reclaimed water to one or more reuse systems.

- **Reuse Flow** – The actual flow or amount of reclaimed water being distributed to a reuse system or utilized for a reuse activity on an average annual basis; flows are reported in terms of mgd unless otherwise noted.
- **Reuse System** – A domestic wastewater facility or multiple facilities utilized for the release of reclaimed water into the environment. Criteria used to classify activities as “reuse” or “effluent disposal” are contained in Rule 62-610.810, F.A.C. Please note: reuse systems may also, by special contract, send and receive reclaimed water to and from other separately owned, operated and permitted reuse systems.
- **Utility** – An owner/operator of a domestic wastewater treatment facility and/or reuse system. A utility can be a public (e.g., JEA, Lee County, City of Sanibel, etc.) or private (e.g., Toho Water Authority) entity operating one or more reuse facilities/systems within that entity’s jurisdiction or area.
- **WAFR ID** – Short for Water Facilities Regulation Identification, this number is a unique identification number assigned by DEP to each domestic wastewater treatment facility or master reuse system; it is also the first part of each facility’s permit number. Side note: a WAFR ID beginning with FL0 indicates that a facility has NPDES-permitted surface water discharge while FLA indicates that a facility does not.
- **WWTF Capacity** – The permitted capacity or maximum amount of wastewater that a wastewater treatment facility can treat; capacities are reported in terms of mgd unless otherwise noted.
- **WWTF Flow** – The actual flow or amount of wastewater that flows through a wastewater treatment facility on an average annual basis; flows are reported in terms of mgd unless otherwise noted.

Purpose

Water conservation and the promotion of reuse of reclaimed water have been established in Sections 403.064 and 373.250, Florida Statutes (F.S.), as formal state objectives. Florida maintains the largest and most comprehensive inventories of permitted reuse systems in the country. This inventory and future, annual updates of the inventory enable monitoring of the State's efforts to encourage and promote reuse of reclaimed water in Florida. In addition, the information contained in the inventory gives municipalities and utilities interested in developing reuse programs access to other communities and utilities that have already implemented such programs.

Inventory Design

The 2018 reuse inventory includes all active domestic wastewater treatment facilities having permitted capacities of 0.1 million gallons per day (mgd) or more, including those that do not engage in reuse activities. This threshold is also the minimum treatment plant capacity that is allowed by Chapter 62-610, Florida Administrative Code (F.A.C.), to provide reclaimed water for irrigation of public access areas (such as parks and golf courses).

Chapter 62-610, F.A.C., requires owners (permittees) of domestic wastewater facilities having permitted capacities of 0.1 million gallons per day (mgd) and above that provide reclaimed water for reuse to submit annual reuse reports on the Florida Department of Environmental Protection (DEP) Form 62-610.300(4)(a)2., F.A.C. These annual reports are the basis for this inventory.

The forms for the 2018 reuse inventory were due on January 1, 2019, which covers a reporting period of October 1, 2017, through September 30, 2018. Information obtained from the report forms was entered into DEP's "Reuse Inventory Database," a Microsoft Access database. DEP received over 96 percent of the 2018 annual reuse reports. Any data gaps due to the four percent of reports not received have been filled using available data from the previous year's (2017) reuse inventory and DEP's wastewater facility regulation (WAFR) database. The 15 reuse systems that did not submit a 2018 annual reuse report form have "Report Not Received" under the "Date Received" column in Appendix A.

A few facilities with permitted capacities below 0.1 mgd also engage in some reuse activities (such as ground water recharge through rapid infiltration basins). These facilities are not required to submit an

annual reuse report, but some voluntarily submit a form. The data from these facilities are also included in this inventory. Also, certain reuse facilities have reduced permitted capacities to below 0.1 mgd but are still active facilities that make reclaimed water available for reuse. If data for these facilities are available in DEP's WAFR database, those results are also included in this inventory. Facilities with permitted capacities under 0.1 mgd have "*" under the "Date Received" column in Appendix A.

In addition to the reuse reports received from the owners and operators of the wastewater treatment facilities and reuse systems, flow data and other information for facilities not engaged in reuse activities was obtained from DEP's WAFR database.

Results

Reuse Facilities

In 2018, a total of 478 domestic wastewater treatment facilities reported making reclaimed water available for reuse. These facilities had a permitted wastewater treatment facility (WWTF) capacity totaling 2,389 mgd and treated 1,542 mgd of domestic wastewater. These facilities served 427 reuse systems, which are listed in Appendix A. Approximately 797 mgd of reclaimed water from these facilities was reused for beneficial purposes. The total reuse capacity associated with these systems was 1,735 mgd. Appendices B¹, D, E, and K provide information on these reuse facilities and reuse systems², as well as their reuse and disposal activities.

Reclaimed water from these systems was used to irrigate 437,380 residences, 529 golf courses, 1,138 parks, and 401 schools. Appendix F provides details on the numbers and types of public access reuse customers, including cooling towers and unique uses for reclaimed water. Tables 1a and 1b summarize the data in terms of the number of reuse facilities and reuse systems in each DEP district and water management district, respectively, as well as the breakdown of certain public access reuse activities, such as number of residences, golf courses, parks and schools irrigated by reclaimed water.

Table 2 provides a summary of reuse activities by reuse type, including the number of reuse systems, capacity, flow, and area for each reuse subtype. Irrigation of areas accessible to the public represented

¹ Due to the design of the reuse database, some facilities listed in Appendix B are assigned to the county where the reuse system is located. For example, the JEA-Julington Creek treatment facility is reported to be in Duval County, where JEA-South Grid is largely located, rather than St. Johns County, where the treatment facility is physically located.

² See other definitions, page vii, for an explanation of the terms "reuse facility" and "reuse system" as used in this report.

about 57 percent of the 797 mgd of reclaimed water reused. Figure 1 shows the percentage of reclaimed water utilization by flow for each reuse type. Tables 3a and 3b compare the types of reclaimed water utilization in each DEP district and water management district, respectively.

Approximately 10,567 acres of edible crops on 62 farms were reported to be irrigated with reclaimed water. Around 75 percent of the farmland was dedicated to the production of citrus (e.g., oranges, tangerines, grapefruit, etc.). Appendix G provides information on the 16 reuse systems providing reclaimed water for the irrigation of edible crops and the farms using the reclaimed water.

Disposal Facilities

There are about 43 active domestic wastewater treatment facilities having permitted capacities of 0.1 mgd or greater that do not provide reuse of any kind. These facilities had a total WWTF capacity of 195 mgd and a total WWTF flow of 120 mgd. Appendix I provides information on facilities that engage in disposal activities only.

All Facilities

The 521 domestic wastewater treatment facilities included in this report had a total WWTF capacity of 2,583 mgd and a total WWTF flow of 1,662 mgd. Appendix L³ provides information on all these facilities.

The 797 mgd of reclaimed water use represents approximately 48 percent of the total domestic wastewater flow in the state. The 1,735 mgd of reuse capacity represents approximately 67 percent of the total domestic wastewater treatment capacity in the state. Tables 4a and 4b provide the reuse capacity and flow ratios for each DEP district and water management district, respectively.

³ The total flow from all facilities reported in Appendix L does not equal totaling all reported reuse flows in Appendix D with all reported disposal flows in Appendices I and K. Reasons for this include:

- (1) Use of supplemental water supplies to augment public access reclaimed water application;
- (2) Use of reclaimed water in wetland creation, restoration, or enhancement activities that later gets discharged or reused again;
- (3) Use of aquifer storage and recovery wells;
- (4) Use of reclaimed water at the treatment plant that is reused again offsite or discharged; and
- (5) Other minor discrepancies due to internal rounding or differences in metering at the treatment plants.

Table 5 provides a summary, by county, of the total domestic wastewater treatment plant and reuse capacities and flows for all facilities included in this report, the ratio of the reuse capacity to wastewater treatment plant capacity, and the ratio of the reuse flow to total WWTF flow.

The statewide average reuse flow per capita, including population served by onsite sewage treatment and disposal systems (e.g., septic tanks), was 38.23 gallons per day of reuse per person. Table 6 shows the per capita reuse capacities and reuse flows for each county in Florida. The per capita usage is based on 2018 population estimates from the State of Florida's Demographic Estimating Conference, February 2019, and the Florida Demographic Database, April 2018. Figure 2 shows the map of Florida's counties color-coded by range of reuse flow per capita.

Table 1a. Summary of Reuse Facilities/Systems^(a) and Reuse Customers by DEP District

DEP District ^(b)	No. of Treatment Facilities Providing Reuse ^(c)	No. of Reuse Systems ^(c)	No. of Residences Irrigated	No. of Golf Courses Irrigated	No. of Parks Irrigated	No. of Schools Irrigated	No. of Cooling Towers ^(d)
Central (Orlando)	119	107	147,955	135	514	141	20
Northeast (Jacksonville)	79	68	29,709	44	11	14	9
Northwest (Pensacola)	64	64	5,308	20	32	8	7
Southeast (West Palm Beach)	50	45	29,007	95	86	32	6
South (Fort Myers)	72	65	91,668	124	109	30	6
Southwest (Tampa)	94	78	133,733	111	386	176	38
2018 Totals	478	427	437,380	529	1138	401	86
2017 Totals	477	430	419,016	574	1016	397	92
Percent Change	0.2%	-0.7%	4.4%	-7.8%	12.0%	1.0%	-6.5%

Table 1b. Summary of Reuse Facilities/Systems^(a) and Reuse Customers by Water Management District

Water Management District ^(b)	No. of Treatment Facilities Providing Reuse ^(c)	No. of Reuse Systems ^(c)	No. of Residences Irrigated	No. of Golf Courses Irrigated	No. of Parks Irrigated	No. of Schools Irrigated	No. of Cooling Towers ^(d)
Northwest Florida	63	63	5,308	20	32	8	7
South Florida	107	99	152,229	193	407	88	21
St. Johns River	146	126	131,471	125	273	125	16
Suwannee River	28	26	-	2	2	-	4
Southwest Florida	134	113	148,372	189	424	180	38
2018 Totals	478	427	437,380	529	1138	401	86
2017 Totals	477	430	419,016	574	1016	397	92
Percent Change	0.2%	-0.7%	4.4%	-7.8%	12.0%	1.0%	-6.5%

Notes:

- (a) See other definitions, page vii, for an explanation of the terms “reuse facility” and “reuse system” as used in this report.
- (b) A few reuse systems are physically located across jurisdictional boundaries (i.e., across more than one water management district, DEP district or county). Due to the design of the database, all of the reuse systems’ reuse flows are attributed to the jurisdiction in which the majority of the reuse system is located. For example, Ocala #1, Ocala #2 and Villages WWTF are listed as being located within the St. Johns River Water Management District; however, some of their reuse customers are also located within the Southwest Florida Water Management District.
- (c) The number of treatment facilities providing reuse (Appendix B) is greater than the number of reuse systems (Appendix A) because in several cases multiple treatment facilities serve one reuse system. Furthermore, a treatment facility may send reclaimed water to more than one reuse system while these facilities will be listed more than once in Appendix B, they are only counted once in the total number of facilities providing reuse.
- (d) The number of cooling towers includes once-through cooling towers at power plants as well as other commercial use cooling towers.

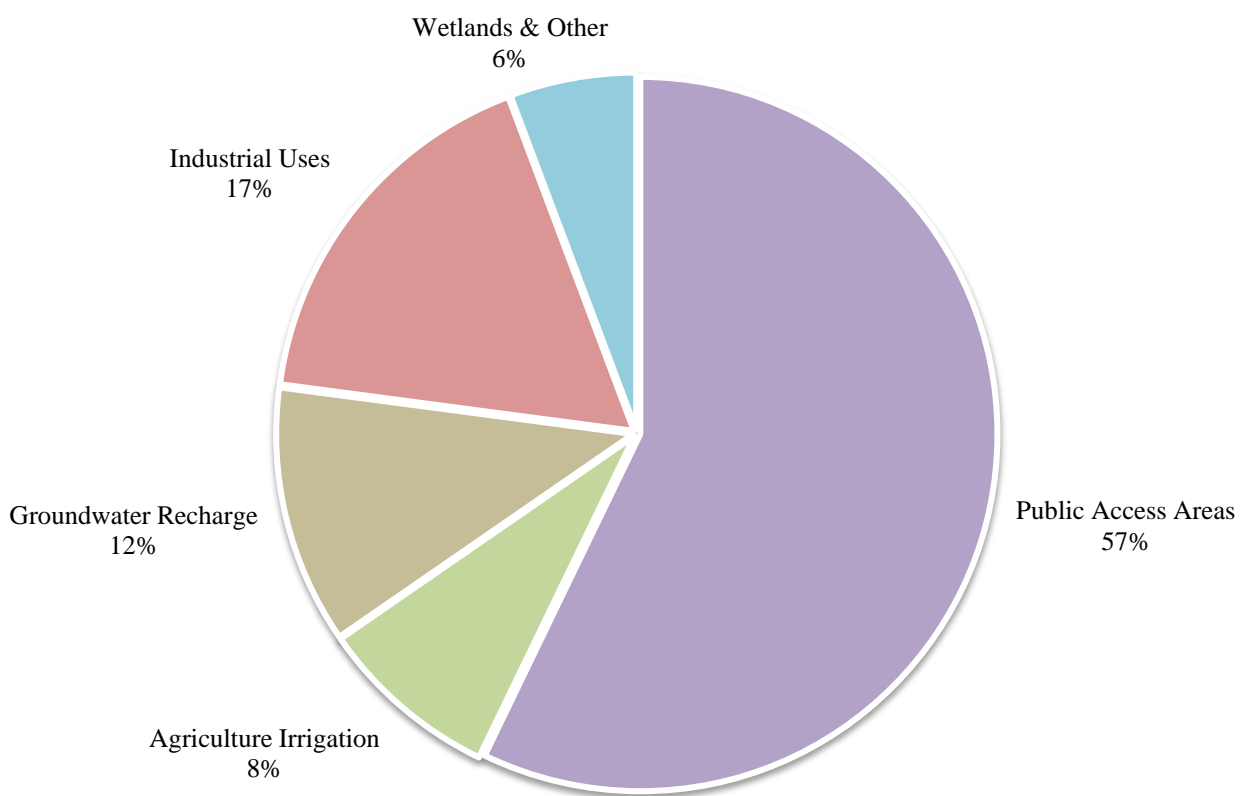
Table 2. Summary of Reuse Activities

Reuse Type	Number of Systems ^(a)	Reuse Capacity ^(b) (mgd)	Reuse Flow ^(b) (mgd)	Reported Area ^(b, c) (acres)	Adjusted Area ^(b, c) (acres)
Golf Course Irrigation	187	316.6	125.7	69,666.0	73,821.5
Residential Irrigation	141	445.7	230.4	157,845.0	178,096.0
Other Public Access Areas & Other	156	250.1	99.4	43,765.2	53,299.6
Public Access Areas & Landscape Irrigation Subtotal	245	1,012.4	455.5	271,276.2	305,217.1
Edible Crops ^(d)	16	29.5	10.1	10,566.6	10,566.6
Other Crops	111	132.9	55.3	21,343.9	24,093.4
Agricultural Irrigation Subtotal	119	162.4	65.4	31,910.6	34,660.0
Rapid Infiltration Basins	181	209.2	89.3	6,361.3	6,396.0
Absorption Fields	10	3.4	1.5	146.0	146.0
Surface Water Augmentation	0	0.0	0.0	NA	NA
Injection	1	3.0	2.4	NA	NA
Ground Water Recharge & Indirect Potable Reuse Subtotal	186	215.6	93.2	6,507.3	6,542.0
At Treatment Plant	101	92.3	66.0	881.4	881.4
At Other Facilities	43	144.3	71.0	4,897.5	4,897.5
Industrial Subtotal	120	236.6	136.9	5,779.0	5,779.0
Toilet Flushing	14	2.3	1.0	N/A	N/A
Fire Protection	1	2.0	0.0	N/A	N/A
Wetlands	15	101.0	44.1	5,111.9	5,188.4
Other Uses	6	3.2	0.6	4.0	6.9
2018 Totals	427	1,735.4	796.7	320,589	357,393
2017 Totals	430	1,689.5	812.5	322,604	358,979
Percent Change	- 0.7%	+2.7%	-1.9%	-0.6%	-0.4%

Notes:

- (a) The numbers of systems are not additive since a single system may engage in one or more reuse activity.
- (b) Discrepancies in column totals are due to internal rounding associated with the development of this summary table; totals presented in table are calculated without rounding individual values.
- (c) Some facilities did not report the acreage where reclaimed water was applied. For a better representation of the actual acreage, the averages of the reported areas were used to adjust the acreage totals to include the non-reported values.
- (d) About 75 percent of total area for edible crops is citrus, including oranges, grapefruit and tangerines.

Figure 1: Reclaimed Water Utilization by Flow



Note: Agriculture irrigation includes edible crops (e.g., citrus) as well as feed and fodder crops (e.g., spray fields).

Table 3a. Reuse Flows (mgd) for Reuse Types by DEP District

DEP Districts	Public Access Areas	Agricultural Irrigation	Ground Water Recharge	Industrial	Other ^(b)	Totals
Central (Orlando)	147.18	13.86	49.40	18.97	28.37	257.79
Northeast (Jacksonville)	32.46	8.36	4.31	10.14	0.56	55.83
Northwest (Pensacola)	13.49	29.60	10.87	14.48	10.16	78.61
Southeast (West Palm Beach)	61.91	0.52	5.89	44.31	3.15	115.77
South (Fort Myers)	89.15	2.33	5.91	1.39	0.37	99.16
Southwest (Tampa)	111.31	10.77	16.85	47.62	3.01	189.56
2018 Totals	455.51	65.44	93.24	136.91	45.63	796.72
2017 Totals	487.58	65.67	82.45	139.20	37.64	812.54
Percent Change	-6.6%	-0.4%	13.1%	-1.6%	21.2%	-1.9%

Table 3b. Reuse Flows (mgd) for Reuse Types by Water Management District

Water Management Districts	Public Access Areas	Agricultural Irrigation	Ground Water Recharge	Industrial	Other ^(b)	Totals
Northwest Florida	13.49	29.53	10.87	14.48	10.08	78.46
South Florida	179.92	5.29	45.28	49.57	2.24	282.30
St. Johns River	123.72	9.84	15.59	23.74	29.82	202.72
Suwannee River	0.00	8.17	0.93	0.88	0.48	10.46
Southwest Florida	138.38	12.60	20.56	48.24	3.02	222.80
2018 Totals	455.51	65.44	93.24	136.91	45.63	796.72
2017 Totals	487.58	65.67	82.45	139.20	37.64	812.54
Percent Change	-6.6%	-0.4%	13.1%	-1.6%	21.2%	-1.9%

Notes:

- (a) Any discrepancies in totals are due to rounding associated with developing this summary table; totals presented in table are calculated without rounding individual values.
- (b) Includes wetlands, fire protection, toilet flushing and all “other uses.”

Table 4a. Capacity and Flow Ratios by DEP District

DEP Districts	Reuse Capacity (mgd)	Total WWTF Capacity ^(b) (mgd)	Capacity Ratio ^(c)	Reuse Flow (mgd)	Total WWTF Flow ^(b) (mgd)	Flow Ratio ^(d)
Central (Orlando)	575.3	456.37	1.26	257.8	289.43	0.89
Northeast (Jacksonville)	138.2	247.68	0.56	55.8	157.30	0.35
Northwest (Pensacola)	193.8	177.80	1.09	78.6	98.24	0.80
Southeast (West Palm Beach)	233.1	951.60	0.24	115.8	671.48	0.17
South (Fort Myers)	193.8	241.99	0.80	99.2	134.40	0.74
Southwest (Tampa)	401.1	508.05	0.79	189.6	310.92	0.61
2018 Totals	1,735.4	2,583.5	0.67^(g)	796.7	1,661.8	0.48^(g)

Table 4b. Capacity and Flow Ratios by Water Management District

Water Management Districts	Reuse Capacity (mgd)	Total WWTF Capacity ^(b) (mgd)	Capacity Ratio ^(c)	Reuse Flow (mgd)	Total WWTF Flow ^(b) (mgd)	Flow Ratio ^(d)	Reuse Flow that Replaces Potable-Quality Water ^(e) (mgd)	Flow Ratio for Reuse that Replaces Potable-Quality Water ^(f)
Northwest Florida	193.5	177.55	1.09	78.5	98.09	0.80	24.2	0.25
South Florida	542.8	1245.47	0.44	282.3	846.47	0.33	198.3	0.23
St. Johns River	489.6	545.18	0.90	202.7	342.04	0.59	133.3	0.39
Suwannee River	20.8	22.23	0.93	10.5	11.53	0.91	1.2	0.10
Southwest Florida	488.8	593.05	0.82	222.8	363.62	0.61	180.5	0.50
2018 Totals	1,735.4	2,583.5	0.67^(g)	796.7	1,661.8	0.48^(g)	537.5	0.32^(g)

Notes:

- (a) Discrepancies in totaling the columns are due to internal rounding associated with the development of this table; totals presented in table are calculated without rounding individual values.
- (b) Totals include the WWTF capacity and flow of facilities over 0.1 mgd that do not provide reuse.
- (c) Capacity Ratio = Reuse Capacity/Total WWTF Capacity. Capacities ratios greater than 1.0 (i.e., greater than 100 percent) indicate the utility(s) may employ several reuse options, making the reuse capacity greater than the WWTF capacity.
- (d) Flow Ratio = Reuse Flow/Total WWTF Flow.
- (e) Reuse Flow that Replaces Potable-Quality Water includes flows for public access irrigation, irrigation of edible crops, toilet flushing, fire protection and industrial uses. Not included in this flow calculation are agriculture irrigation of other crops, absorption fields, rapid infiltration basins, wetlands and industrial reuse at the WWTF.
- (f) Flow Ratio for Reuse that Replaces Potable-Quality Water = Reuse Flow that Replaces Potable-Quality Water/Total WWTF Flow.
- (g) State average.

Table 5. County Capacity and Flow Ratios

County	Total WWTF Capacity (mgd) ^(a)	Total WWTF Flow (mgd) ^(a)	Reuse Capacity (mgd)	Reuse Flow (mgd)	Capacity Ratio ^(b)	Flow Ratio ^(c)
Alachua	27.84	21.29	15.52	5.39	0.56	0.25
Baker	1.62	1.08	0.37	0.21	0.23	0.19
Bay	33.75	17.13	24.83	7.43	0.74	0.43
Bradford	3.43	1.76	2.59	1.17	0.76	0.66
Brevard	64.81	42.99	53.73	24.06	0.83	0.56
Broward	315.66	216.59	38.60	17.06	0.12	0.08
Calhoun	1.50	0.62	0	0	0	0
Charlotte	17.40	11.21	9.82	4.85	0.56	0.43
Citrus	6.81	3.40	12.00	3.42	1.76	1.01
Clay	20.83	8.91	22.58	5.99	1.08	0.67
Collier	61.33	29.57	39.09	23.27	0.64	0.79
Columbia	6.58	3.18	3.53	3.12	0.54	0.98
De Soto	2.84	1.46	2.52	0.45	0.89	0.30
Dixie	0.40	0.28	0.64	0.52	1.60	1.84
Duval	131.95	86.03	37.53	17.72	0.28	0.21
Escambia	33.78	20.83	42.63	17.62	1.26	0.85
Flagler	14.56	11.50	25.01	9.75	1.72	0.85
Franklin	2.50	0.74	2.63	0.77	1.05	1.04
Gadsden	4.27	1.95	1.48	0.47	0.35	0.24
Gilchrist	0.45	0.19	0.45	0.19	1.00	1.00
Glades	0.41	0.20	0.50	0.20	67	1.00
Gulf	3.69	0.72	2.25	0.60	0.61	0.84
Hamilton	1.65	0.85	0.45	0.23	0.27	0.27
Hardee	2.38	1.39	2.38	1.39	1.00	1.00
Hendry	2.75	2.33	2.75	2.33	1.00	1.00
Hernando	12.40	5.64	14.69	5.64	1.18	1.00
Highlands	4.63	2.78	4.62	2.79	1.00	1.00
Hillsborough	171.64	105.44	57.40	39.77	0.33	0.38
Holmes	1.40	0.86	0	0	0	0
Indian River	16.73	8.60	14.57	7.67	0.87	0.89
Jackson	6.56	3.27	5.57	2.42	0.85	0.74
Jefferson	1.05	0.43	1.10	0.43	1.05	1.01
Lafayette	0.65	0.20	1.14	0.20	1.77	1.00
Lake	29.57	15.76	49.30	16.68	1.67	1.06
Lee	95.60	52.80	87.68	50.95	0.92	0.96
Leon	27.87	20.26	35.95	20.28	1.29	1.00
Levy	1.11	0.53	1.12	0.53	1.01	1.00
Liberty	0.53	0.30	0.53	0.30	1.00	1.00
Madison	1.52	0.82	1.52	0.82	1.00	1.00
Manatee	44.90	27.85	51.43	22.64	1.15	0.81
Marion	18.29	10.09	26.73	9.87	1.46	0.98

County	Total WWTF Capacity (mgd) ^(a)	Total WWTF Flow (mgd) ^(a)	Reuse Capacity (mgd)	Reuse Flow (mgd)	Capacity Ratio ^(b)	Flow Ratio ^(c)
Martin	15.43	8.39	13.66	4.09	0.89	0.49
Miami-Dade	380.31	300.19	23.49	23.12	0.06	0.08
Monroe	16.77	7.93	2.71	0.33	0.16	0.04
Nassau	6.78	4.19	2.62	1.69	0.39	0.40
Okaloosa	30.00	16.29	33.09	16.12	1.10	0.99
Okeechobee	3.20	0.63	1.63	0.67	0.51	1.06
Orange	139.48	94.92	209.73	102.95	1.50	1.08
Osceola	37.65	30.38	53.46	30.75	1.42	1.01
Palm Beach	186.70	121.00	127.42	59.32	0.68	0.49
Pasco	46.75	30.01	50.19	29.58	1.07	0.99
Pinellas	158.25	99.63	152.63	58.71	0.96	0.59
Polk	62.22	36.94	60.41	28.42	0.97	0.77
Putnam	4.19	2.28	4.19	1.94	1.00	0.85
Santa Rosa	12.51	6.88	15.60	4.36	1.25	0.63
Sarasota	42.96	26.74	44.15	13.99	1.03	0.52
Seminole	81.65	50.06	94.53	42.71	1.16	0.85
St. Johns	19.71	11.53	13.28	3.71	0.67	0.32
St. Lucie	33.79	16.09	13.72	3.86	0.41	0.24
Sumter	12.00	7.10	14.72	7.04	1.23	0.99
Suwannee	2.07	1.05	2.55	1.04	1.23	0.99
Taylor	1.65	1.10	2.45	1.10	1.48	1.00
Union	0.70	0.54	0.70	0.54	1.00	1.00
Volusia	72.70	38.13	73.14	23.72	1.01	0.62
Wakulla	1.20	0.99	1.20	0.99	1.00	1.00
Walton	15.33	6.16	25.48	5.98	1.66	0.97
Washington	1.88	0.84	1.47	0.84	0.78	1.00
Totals^(d)/Avg	2,583.49	1,661.77	1,735.43	796.72	0.67^(e)	0.48^(e)

Notes:

- (a) Totals include the WWTF capacity and flow of facilities over 0.1 mgd that do not provide reuse.
- (b) Capacity Ratio = Reuse Capacity/Total WWTF Capacity. Capacities ratios greater than 1.0 (i.e., greater than 100 percent) indicate the utility(s) may employ several reuse options, making the reuse capacity greater than the WWTF capacity.
- (c) Flow Ratio = Reuse Flow/Total WWTF Flow. Flow ratios greater than 1.0 (i.e., greater than 100 percent) indicate that reuse may include supplemental water supplies, reclaimed water recovered from aquifer storage recover wells, or reclaimed water that is reused at the treatment plant and then reused again off-site.
- (d) Discrepancies in totaling the columns are due to internal rounding associated with the development of this table; totals presented in table are calculated without rounding individual values.
- (e) State average.

Table 6. Per Capita Reuse Information

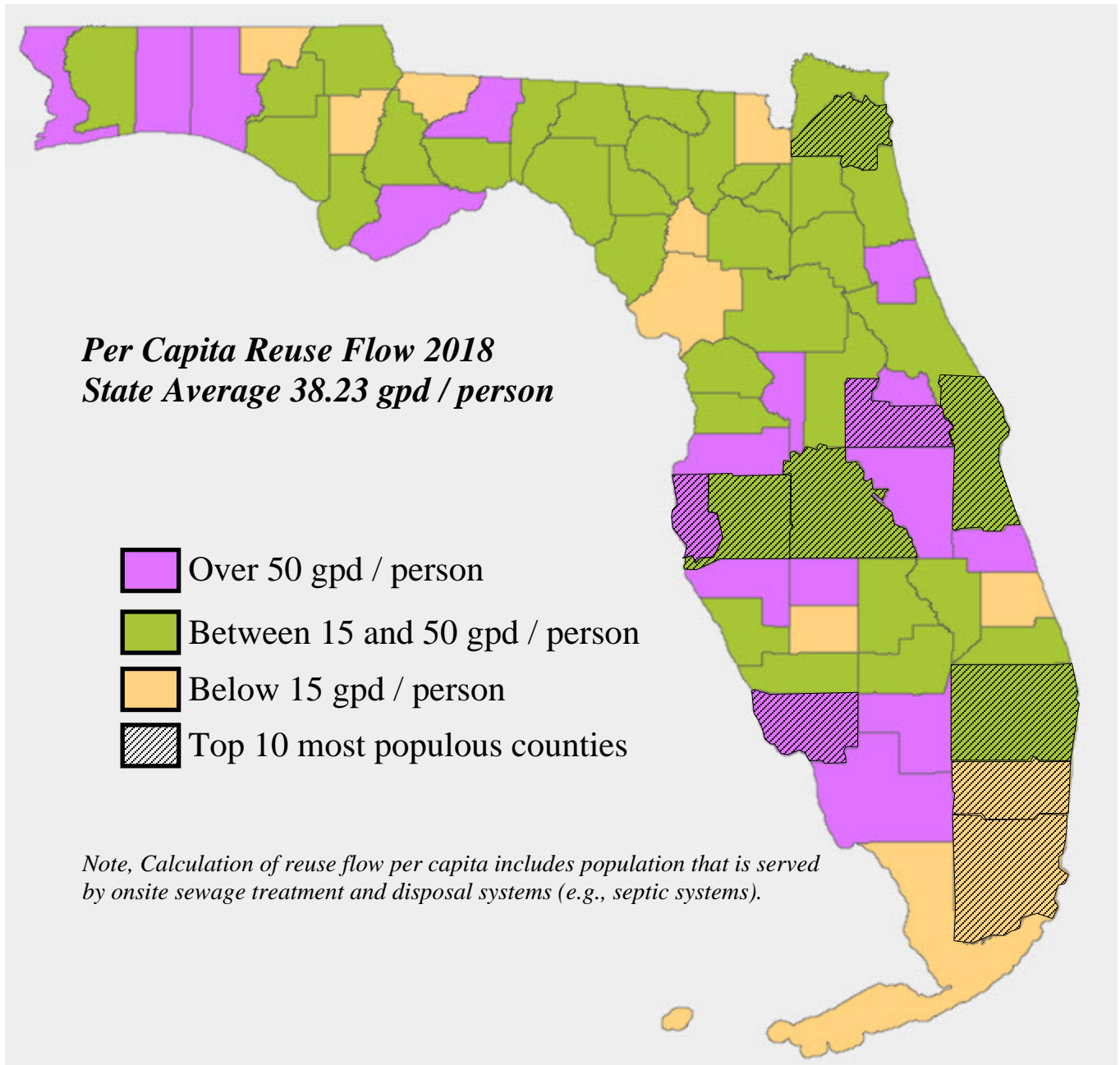
County	Population (2018)^(a)	Reuse Capacity (gpd/person)^(b)	Reuse Flow (gpd/person)^(c)	Rank (flow)^(d)	Rank (population)^(e)
Alachua	263,291	58.94	20.47	50	23
Baker	27,652	13.45	7.56	64	51
Bay	181,199	137.03	41.00	29	28
Bradford	28,057	92.31	41.74	26	50
Brevard	583,563	92.08	41.23	28	10
Broward	1,897,976	20.34	8.99	62	2
Calhoun	15,093	0	0	66-67	61
Charlotte	177,987	55.17	27.22	43	29
Citrus	145,721	82.31	23.48	47	33
Clay	212,034	106.51	28.24	39	25
Collier	367,347	106.40	63.34	10	16
Columbia	69,721	50.69	44.72	22	40
De Soto	35,520	70.86	12.53	59	48
Dixie	16,489	38.81	31.29	35	59
Duval	952,861	39.38	18.60	52	7
Escambia	318,560	133.81	55.32	16	20
Flagler	107,511	232.59	90.66	2	35
Franklin	12,009	219.00	63.87	9	65
Gadsden	47,828	30.95	9.75	61	43
Gilchrist	17,424	25.83	10.67	60	57
Glades	13,002	38	16	54	64
Gulf	16,499	136.37	36.43	30	58
Hamilton	14,621	30.78	15.65	55	63
Hardee	27,296	87.27	50.78	17	52
Hendry	39,586	69.44	58.91	13	47
Hernando	185,604	79.15	30.39	37	27
Highlands	102,525	45.03	27.25	42	36
Hillsborough	1,408,864	40.74	28.23	40	4
Holmes	20,133	0	0	66-67	55
Indian River	151,825	95.99	50.50	18	32
Jackson	50,435	110.34	47.99	21	42
Jefferson	14,733	74.73	29.25	38	62
Lafayette	8,501	134.10	23.17	49	67
Lake	342,917	143.77	48.65	20	19
Lee	713,903	122.82	71.37	7	8
Leon	292,332	122.97	69.38	8	22
Levy	41,054	27.18	12.91	57	46
Liberty	8,915	59.45	33.09	34	66
Madison	19,473	78.06	41.85	25	56
Manatee	377,826	136.11	59.92	12	15

County	Population (2018) ^(a)	Reuse Capacity (gpd/person) ^(b)	Reuse Flow (gpd/person) ^(c)	Rank (flow) ^(d)	Rank (population) ^(e)
Marion	353,898	75.54	27.90	41	17
Martin	155,556	87.82	26.27	45	31
Miami-Dade	2,779,322	8.45	8.32	63	1
Monroe	73,940	36.62	4.44	65	38
Nassau	82,748	31.66	20.42	51	37
Okaloosa	198,152	166.99	81.36	5	26
Okeechobee	41,120	39.69	16.20	53	45
Orange	1,349,597	155.40	76.28	6	5
Osceola	352,496	151.67	87.24	4	18
Palm Beach	1,433,417	88.89	41.38	27	3
Pasco	515,077	97.45	57.43	14	12
Pinellas	970,532	157.27	60.49	11	6
Polk	673,028	89.76	42.23	24	9
Putnam	72,981	57.41	26.53	44	39
Santa Rosa	174,887	89.19	24.91	46	30
Sarasota	417,442	105.77	33.52	33	14
Seminole	463,560	203.92	92.14	1	13
St. Johns	238,742	55.63	15.54	56	24
St. Lucie	302,432	45.37	12.77	58	21
Sumter	124,935	117.85	56.38	15	34
Suwannee	44,879	56.80	23.20	48	44
Taylor	22,283	109.95	49.41	19	54
Union	15,867	44.12	34.03	31	60
Volusia	531,062	137.71	44.66	23	11
Wakulla	31,943	37.41	30.90	36	49
Walton	67,656	376.57	88.44	3	41
Washington	25,129	58.38	33.59	32	53
Florida	20,840,568	83.27	38.23^(f)		

Notes:

- (a) 2018 population estimates from the Florida Demographic Estimating Conference, February 2019, and the Florida Demographic Database, April 2018.
- (b) Reuse Capacity = Reuse Capacity (gpd)/Population. Gallons per day (gpd) are equivalent to mgd divided by 1 million.
- (c) Reuse Flow = Reuse Flow (gpd)/Population.
- (d) Counties ranked from highest rate of reuse flow per capita to lowest rate of reuse flow per capita (e.g., county with highest rate of reuse flow per capita is ranked No. 1; counties with no reuse flow per capita are tied for last place).
- (e) Counties ranked according to population capita (e.g., county with highest population is ranked No. 1).
- (f) State average.
- (g) Discrepancies in calculating per capita statistics are due to internal rounding associated with the development of these tables; values presented in this table are calculated without rounding individual values.

Figure 2: Map of Per Capita Reuse Flow by County



Supplemental Water Supplies

Some reuse systems use other sources of water to augment the reclaimed water supply. In 2018, a total of 61 reuse systems in Florida used 14.25 mgd of surface water, 12.62 mgd of ground water, 1.08 mgd of stormwater, and 1.66 mgd of drinking water to supplement reclaimed water supplies for a total of 29.6 mgd of supplemental water used in 2018. In addition, 5.46 mgd of demineralization concentrate was blended with reclaimed water while 0.23 mgd of reclaimed water was recovered from aquifer storage and recovery (ASR) wells and sent to a reuse system. Appendix C details the 61 reuse systems in the state which use supplemental water supplies and summarizes the flows by water management district.

Reuse Rates

Utilities recoup costs associated with the reuse system through rate recovery. Reuse costs can be allocated among wastewater customers, water users and reclaimed water users. Tables 7a and 7b provide a summary of charges made for the use of reclaimed water in Florida for reuse systems that reported charging fees.

Table 7a. Summary of Reuse Rates for Reuse Systems^(a) That Reported Charging Residential Customers

Charge Type	Average	Median	Range	No. of Systems
Flat Rate Only (\$/month/connection)	\$10.69	\$9.63	\$6.00 – \$22.00	24
Gallonge Charge Only (\$/1,000 gallons)	\$1.29	\$0.89	\$0.19 – \$4.42	37
Combination Flat and per Gallon Charge				
Flat Rate (\$/month/connection)	\$8.14	\$6.95	\$1.41 – \$33.16	63
Gallonge Charge (\$/1,000 gallons)	\$1.13	\$1.02	\$0.26 – \$3.09	

Table 7b. Summary of Reuse Rates for Reuse Systems^(a) That Reported Charging Non-Residential Customers

Charge Type	Average	Median	Range	No. of Systems
Flat Rate Only (\$/month/connection)	\$424.40	\$73.80	\$6 – \$1,273	15
Gallonge Charge Only (\$/1,000 gallons)	\$0.87	\$0.50	\$0.07 - \$6.07	70
Combination Flat and per Gallon Charge				68
Flat Rate (\$/month/connection)	\$235.92	\$12.08	\$1.41 – \$5,536 ^(b)	
Gallonge Charge (\$/1,000 gallons)	\$1.48	\$0.95	\$0.10 – \$5.25	

Notes:

- (a) Many reuse systems charge a tiered-rate based on total volume used and/or their rates are based on the size of the connection; however, only one charge value per customer type was chosen for this data analysis.
- (b) \$5,536 per month assuming a 50 acres site. St. Lucie West reported \$110.73 per acre irrigated.

A total of 68 utilities reported not charging their residential and/or non-residential reclaimed water customers any fee (base, flat or gallonage) specific to use of reclaimed water⁴. These utilities may recoup the costs associated with the reuse system through other means. Table 7c provides a summary of reuse systems, utilities and customer types.

Table 7c. Summary of Reuse Systems and Utilities with Public Access Reuse Customers (Residential and Non-Residential)

Description of Reuse System	No. of Reuse Systems	No. of Utilities ^(a)	No. of Utilities Reporting No Charges ^(b)
Total	234	180	68
Serving both residential and non-residential customers	130	106	8
Serving only residential customers	9	6	2
Serving only non-residential customers	95	68	40
Total serving residential customers	139	112	14
Total serving non-residential customers	225	175	62

Notes:

- (a) A utility can be a public (e.g., JEA, Lee County, City of Sanibel, etc.) or private (e.g., Toho Water Authority) entity operating one or more reuse systems within that entity’s jurisdiction or area. See other definitions, page vii, for definitions of these terms as used in this report.
- (b) Number of unique utilities that reported not charging their reuse customers for the use of their reclaimed water.

Appendix H shows the 234 reuse systems that reported having public access reuse customers and the charges for reported use of reclaimed water.

Efficient and Effective Water Reuse

In 2003, *Water Reuse for Florida: Strategies for Effective Use of Reclaimed Water*, also known as the "Strategies Report," was published. The report identifies strategies for increasing the efficient and effective use of reclaimed water. Two concepts introduced in the report, "potable quality water offset" and "recharge fraction," will play increasingly important roles in shaping efficient and effective water reuse in Florida.

“Potable quality water offset” means the amount of potable quality water (Class F-I, G-I or G-II ground water or water meeting drinking water standards) saved through the use of reclaimed water expressed as a percentage of the total reclaimed water used. “Recharge fraction” means the portion of reclaimed water used in a reuse system that recharges an underlying potable quality ground water (Class F-I, G-I or

⁴ Some of these utilities may not only own and operate the reuse system but also the establishment(s) to which public access reclaimed water is being applied, such as a golf course. Therefore, they do not charge themselves for the use of the reclaimed water.

G-II ground water) that is used for potable supply, or augments a Class I surface water, expressed as a percentage of the total reclaimed water used.

The 797 mgd of reclaimed water used in 2018 is estimated to have offset (i.e., avoided) the use of 422 mgd (over 154 billion gallons) of potable quality water while serving to add 252 mgd (approximately 92 billion gallons) back to available water supplies.

Tables 8a and 8b summarize the amount of potable quality water offset and recharge flow achieved within each DEP district and water management district, respectively. Table 8c details the amount of reclaimed water used to offset and recharge potable quality water by county.

Table 8a. Summary of Offset and Recharge Flows by DEP District

DEP District	Total Flow (mgd)	Offset Flow ^(a) (mgd)	Recharge Flow ^(a) (mgd)
Central (Orlando)	229.33	106.34	97.52
Northeast (Jacksonville)	55.43	33.03	16.96
Northwest (Pensacola)	68.58	40.20	23.94
Southeast (West Palm Beach)	112.59	82.65	20.48
South (Ft. Myers)	98.14	49.77	34.88
Southwest (Tampa)	186.45	110.31	58.64
2018 Totals	750.52	422.30	252.42

Table 8b. Summary of Offset and Recharge Flows by Water Management District

Water Management District	Total Flow (mgd)	Offset Flow ^(a) (mgd)	Recharge Flow ^(a) (mgd)
Northwest Florida	68.42	40.07	23.91
South Florida	280.20	154.10	96.55
St. Johns River	172.80	93.26	59.90
Suwannee River	10.27	6.07	3.70
Southwest Florida	218.82	128.79	68.35
2018 Totals	750.52	422.30	252.42

Notes:

- (a) The offset and recharge flows were calculated using values from Table 5 of the *Strategies Report*. See Table 8c for details.
- (b) Discrepancies in totaling the columns are due to internal rounding associated with the development of this table; totals presented in table are calculated without rounding individual values.

Table 8c. County Offset and Recharge Flows Due to Water Reuse

County	GCI Reuse Flow	GCI Offset Flow	GCI RF ^(b)	RI Reuse Flow	RI Offset Flow	RI RF ^(b)	OPAA Reuse Flow	OPAA Offset Flow	OPAA RF ^(b)	GWR&I PR Reuse Flow	GWR&I PR RF ^(b)	AI Reuse Flow	AI Offset Flow	AI RF ^(b)	IND, TF, FP Reuse Flow	IND, TF, FP Offset Flow	Total Flow	Total Offset Flow	Total RF ^(b)
Alachua	0.159	0.119	0.016	1.545	0.618	0.695	1.627	0.976	0.488	0.136	0.123	0.528	0.317	0.185	1.393	1.393	5.389	3.423	1.507
Baker	0.000	0.000	0.000	0.000	0.000	0.000	0.000	0.000	0.000	0.098	0.088	0.036	0.022	0.013	0.075	0.075	0.209	0.097	0.101
Bay	0.317	0.238	0.032	1.827	0.731	0.822	0.996	0.598	0.299	0.039	0.035	0.000	0.000	0.000	0.051	0.051	3.230	1.617	1.188
Bradford	0.000	0.000	0.000	0.000	0.000	0.000	0.000	0.000	0.000	0.000	0.000	1.171	0.703	0.410	0.000	0.000	1.171	0.703	0.410
Brevard	5.352	4.014	0.535	10.002	4.001	4.501	2.225	1.335	0.668	1.134	1.021	0.634	0.380	0.222	1.693	1.693	21.040	11.423	6.946
Broward	3.081	2.311	0.308	3.812	1.525	1.715	1.042	0.625	0.313	0.770	0.693	0.000	0.000	0.000	8.353	8.353	17.058	12.814	3.029
Calhoun	0.000	0.000	0.000	0.000	0.000	0.000	0.000	0.000	0.000	0.000	0.000	0.000	0.000	0.000	0.000	0.000	0.000	0.000	0.000
Charlotte	2.494	1.871	0.249	1.564	0.626	0.704	0.199	0.119	0.060	0.287	0.258	0.042	0.025	0.015	0.259	0.259	4.845	2.900	1.286
Citrus	0.786	0.590	0.079	0.000	0.000	0.000	0.000	0.000	0.000	1.044	0.940	0.861	0.517	0.301	0.632	0.632	3.323	1.738	1.320
Clay	0.501	0.376	0.050	4.813	1.925	2.166	0.000	0.000	0.000	0.674	0.607	0.000	0.000	0.000	0.000	0.000	5.988	2.301	2.823
Collier	7.709	5.782	0.771	11.570	4.628	5.207	3.277	1.966	0.983	0.681	0.613	0.030	0.018	0.011	0.000	0.000	23.267	12.394	7.584
Columbia	0.000	0.000	0.000	0.000	0.000	0.000	0.000	0.000	0.000	0.000	0.000	2.916	1.750	1.021	0.202	0.202	3.118	1.952	1.021
DeSoto	0.046	0.035	0.005	0.002	0.001	0.001	0.001	0.001	0.000	0.059	0.053	0.329	0.197	0.115	0.000	0.000	0.437	0.233	0.174
Dixie	0.000	0.000	0.000	0.000	0.000	0.000	0.000	0.000	0.000	0.000	0.000	0.516	0.310	0.181	0.000	0.000	0.516	0.310	0.181
Duval	1.542	1.156	0.154	6.600	2.640	2.970	1.400	0.840	0.420	0.353	0.318	0.021	0.013	0.007	7.804	7.804	17.720	12.453	3.869
Escambia	0.000	0.000	0.000	0.000	0.000	0.000	0.088	0.053	0.026	0.000	0.000	0.704	0.422	0.246	11.637	11.637	12.429	12.112	0.273
Flagler	2.653	1.990	0.265	3.656	1.462	1.645	2.039	1.223	0.612	1.280	1.152	0.000	0.000	0.000	0.000	0.000	9.628	4.676	3.674
Franklin	0.226	0.170	0.023	0.000	0.000	0.000	0.180	0.108	0.054	0.000	0.000	0.319	0.191	0.112	0.042	0.042	0.767	0.511	0.188
Gadsden	0.000	0.000	0.000	0.000	0.000	0.000	0.000	0.000	0.000	0.151	0.136	0.237	0.142	0.083	0.078	0.078	0.466	0.220	0.219
Gilchrist	0.000	0.000	0.000	0.000	0.000	0.000	0.000	0.000	0.000	0.000	0.000	0.186	0.112	0.065	0.000	0.000	0.186	0.112	0.065
Glades	0.000	0.000	0.000	0.000	0.000	0.000	0.000	0.000	0.000	0.000	0.000	0.000	0.000	0.000	0.000	0.000	0.000	0.000	0.000
Gulf	0.000	0.000	0.000	0.000	0.000	0.000	0.000	0.000	0.000	0.000	0.000	0.601	0.361	0.210	0.000	0.000	0.601	0.361	0.210
Hamilton	0.000	0.000	0.000	0.000	0.000	0.000	0.000	0.000	0.000	0.000	0.000	0.166	0.100	0.058	0.063	0.063	0.229	0.162	0.058
Hardee	0.000	0.000	0.000	0.000	0.000	0.000	0.000	0.000	0.000	0.000	0.000	0.338	0.203	0.118	1.048	1.048	1.386	1.251	0.118
Hendry	0.000	0.000	0.000	0.000	0.000	0.000	0.000	0.000	0.000	0.819	0.737	1.513	0.908	0.530	0.000	0.000	2.332	0.908	1.267
Hernando	1.467	1.100	0.147	0.079	0.032	0.036	0.023	0.014	0.007	3.202	2.882	0.000	0.000	0.000	0.869	0.869	5.640	2.015	3.071
Highlands	0.000	0.000	0.000	0.000	0.000	0.000	0.026	0.016	0.008	2.698	2.428	0.060	0.036	0.021	0.010	0.010	2.794	0.062	2.457
Hillsborough	2.478	1.859	0.248	12.854	5.142	5.784	5.416	3.250	1.625	2.862	2.576	0.059	0.035	0.021	16.098	16.098	39.767	26.383	10.253
Holmes	0.000	0.000	0.000	0.000	0.000	0.000	0.000	0.000	0.000	0.000	0.000	0.000	0.000	0.000	0.000	0.000	0.000	0.000	0.000
Indian River	3.793	2.845	0.379	2.061	0.824	0.927	0.220	0.132	0.066	0.308	0.277	0.000	0.000	0.000	0.000	0.000	6.382	3.801	1.650
Jackson	0.000	0.000	0.000	0.000	0.000	0.000	0.000	0.000	0.000	0.000	0.000	2.374	1.424	0.831	0.047	0.047	2.421	1.471	0.831

Florida Department of Environmental Protection
2018 Reuse Inventory

County	GCI Reuse Flow	GCI Offset Flow	GCI RF ^(b)	RI Reuse Flow	RI Offset Flow	RI RF ^(b)	OPAA Reuse Flow	OPAA Offset Flow	OPAA RF ^(b)	GWR&I PR Reuse Flow	GWR&I PR RF ^(b)	AI Reuse Flow	AI Offset Flow	AI RF ^(b)	IND, TF, FP Reuse Flow	IND, TF, FP Offset Flow	Total Flow	Total Offset Flow	Total RF ^(b)
Jefferson	0.000	0.000	0.000	0.000	0.000	0.000	0.000	0.000	0.000	0.000	0.000	0.345	0.207	0.121	0.086	0.086	0.431	0.293	0.121
Lafayette	0.000	0.000	0.000	0.000	0.000	0.000	0.000	0.000	0.000	0.119	0.107	0.078	0.047	0.027	0.000	0.000	0.197	0.047	0.134
Lake	1.935	1.451	0.194	6.577	2.631	2.960	1.406	0.844	0.422	3.350	3.015	3.183	1.910	1.114	0.232	0.232	16.683	7.067	7.704
Lee	10.794	8.096	1.079	33.393	13.357	15.027	4.134	2.480	1.240	1.365	1.229	0.000	0.000	0.000	1.263	1.263	50.949	25.196	18.575
Leon	0.000	0.000	0.000	0.000	0.000	0.000	0.792	0.475	0.238	0.386	0.347	17.135	10.281	5.997	1.970	1.970	20.283	12.726	6.582
Levy	0.000	0.000	0.000	0.000	0.000	0.000	0.000	0.000	0.000	0.331	0.298	0.199	0.119	0.070	0.000	0.000	0.530	0.119	0.368
Liberty	0.000	0.000	0.000	0.000	0.000	0.000	0.000	0.000	0.000	0.295	0.266	0.000	0.000	0.000	0.000	0.000	0.295	0.000	0.266
Madison	0.000	0.000	0.000	0.000	0.000	0.000	0.000	0.000	0.000	0.000	0.000	0.815	0.489	0.285	0.000	0.000	0.815	0.489	0.285
Manatee	2.334	1.751	0.233	10.385	4.154	4.673	3.179	1.907	0.954	0.000	0.000	6.252	3.751	2.188	0.483	0.483	22.633	12.046	8.049
Marion	2.232	1.674	0.223	0.022	0.009	0.010	2.153	1.292	0.646	0.972	0.875	4.395	2.637	1.538	0.098	0.098	9.872	5.710	3.292
Martin	2.447	1.835	0.245	0.429	0.172	0.193	0.535	0.321	0.161	0.310	0.279	0.004	0.002	0.001	0.275	0.275	4.000	2.605	0.879
Miami-Dade	0.000	0.000	0.000	0.000	0.000	0.000	0.000	0.000	0.000	4.223	3.801	0.000	0.000	0.000	18.893	18.893	23.116	18.893	3.801
Monroe	0.196	0.147	0.020	0.083	0.033	0.037	0.027	0.016	0.008	0.000	0.000	0.000	0.000	0.000	0.022	0.022	0.328	0.219	0.065
Nassau	1.043	0.782	0.104	0.000	0.000	0.000	0.000	0.000	0.000	0.212	0.191	0.000	0.000	0.000	0.435	0.435	1.690	1.217	0.295
Okaloosa	0.621	0.466	0.062	2.049	0.820	0.922	0.653	0.392	0.196	8.595	7.736	3.433	2.060	1.202	0.363	0.363	15.714	4.100	10.117
Okeechobee	0.000	0.000	0.000	0.000	0.000	0.000	0.000	0.000	0.000	0.000	0.000	0.511	0.307	0.179	0.000	0.000	0.511	0.307	0.179
Orange	8.068	6.051	0.807	15.602	6.241	7.021	28.654	17.192	8.596	29.254	26.329	3.041	1.825	1.064	9.044	9.044	93.663	40.353	43.817
Osceola	4.279	3.209	0.428	10.627	4.251	4.782	2.993	1.796	0.898	10.218	9.196	0.569	0.341	0.199	2.065	2.065	30.751	11.662	15.503
Palm Beach	22.371	16.778	2.237	12.142	4.857	5.464	6.195	3.717	1.859	0.067	0.060	0.000	0.000	0.000	16.890	16.890	57.665	42.242	9.620
Pasco	1.957	1.468	0.196	10.655	4.262	4.795	6.316	3.790	1.895	6.290	5.661	0.903	0.542	0.316	0.950	0.950	27.071	11.011	12.862
Pinellas	6.809	5.107	0.681	29.149	11.660	13.117	11.238	6.743	3.372	0.000	0.000	0.008	0.005	0.003	11.502	11.502	58.707	35.016	17.172
Polk	1.572	1.179	0.157	2.380	0.952	1.071	2.130	1.278	0.639	3.455	3.110	2.349	1.410	0.822	16.035	16.035	27.921	20.853	5.799
Putnam	1.688	1.266	0.169	0.000	0.000	0.000	0.000	0.000	0.000	0.248	0.223	0.000	0.000	0.000	0.000	0.000	1.936	1.266	0.392
Santa Rosa	1.483	1.112	0.148	1.339	0.536	0.603	0.319	0.191	0.096	0.466	0.419	0.289	0.173	0.101	0.228	0.228	4.124	2.241	1.367
Sarasota	6.226	4.670	0.623	4.960	1.984	2.232	1.651	0.991	0.495	0.000	0.000	0.355	0.213	0.124	0.000	0.000	13.192	7.857	3.474
Seminole	0.789	0.592	0.079	13.331	5.332	5.999	5.353	3.212	1.606	2.473	2.226	1.205	0.723	0.422	3.672	3.672	26.823	13.531	10.331
St. Johns	2.825	2.119	0.283	0.245	0.098	0.110	0.000	0.000	0.000	0.383	0.345	0.000	0.000	0.000	0.162	0.162	3.615	2.379	0.737
St. Lucie	1.283	0.962	0.128	2.225	0.890	1.001	0.034	0.020	0.010	0.207	0.186	0.000	0.000	0.000	0.113	0.113	3.862	1.985	1.326
Sumter	5.285	3.964	0.529	0.000	0.000	0.000	0.306	0.184	0.092	0.293	0.264	0.617	0.370	0.216	0.495	0.495	6.996	5.013	1.100
Suwannee	0.000	0.000	0.000	0.000	0.000	0.000	0.003	0.002	0.001	0.316	0.284	0.535	0.321	0.187	0.000	0.000	0.854	0.323	0.473
Taylor	0.000	0.000	0.000	0.000	0.000	0.000	0.000	0.000	0.000	0.164	0.148	0.652	0.391	0.228	0.285	0.285	1.101	0.676	0.376
Union	0.000	0.000	0.000	0.000	0.000	0.000	0.000	0.000	0.000	0.000	0.000	0.540	0.324	0.189	0.000	0.000	0.540	0.324	0.189
Volusia	4.346	3.260	0.435	14.405	5.762	6.482	0.971	0.583	0.291	1.709	1.538	0.219	0.131	0.077	1.847	1.847	23.497	11.583	8.823

Florida Department of Environmental Protection
2018 Reuse Inventory

County	GCI Reuse Flow	GCI Offset Flow	GCI RF ^(b)	RI Reuse Flow	RI Offset Flow	RI RF ^(b)	OPAA Reuse Flow	OPAA Offset Flow	OPAA RF ^(b)	GWR&I PR Reuse Flow	GWR&I PR RF ^(b)	AI Reuse Flow	AI Offset Flow	AI RF ^(b)	IND, TF, FP Reuse Flow	IND, TF, FP Offset Flow	Total Flow	Total Offset Flow	Total RF ^(b)
Wakulla	0.000	0.000	0.000	0.000	0.000	0.000	0.000	0.000	0.000	0.000	0.000	0.950	0.570	0.333	0.037	0.037	0.987	0.607	0.333
Walton	2.348	1.761	0.235	0.000	0.000	0.000	0.000	0.000	0.000	0.624	0.562	2.957	1.774	1.035	0.054	0.054	5.984	3.590	1.832
Washington	0.203	0.152	0.020	0.000	0.000	0.000	0.053	0.032	0.016	0.317	0.285	0.257	0.154	0.090	0.014	0.014	0.844	0.352	0.411
Total	125.74	94.30	12.57	230.38	92.15	103.67	97.86	58.71	29.36	93.24	83.91	65.44	39.26	22.90	137.87	137.87	750.52	422.30	252.42

Notes:

- (a) These totals do not include flows to reuse activities that do not represent an offset to potable quality water or aquifer recharge, such as wetlands, decorative fountains and storage purposes.
- (b) RF = recharge flow - the portion of reuse flow that is recharged to water supplies.
- (c) The offset and recharge flows were calculated by multiplying the total flow for a reuse activity by the percentages of potable quality offset and recharge fraction for that reuse activity as prescribed in Table 5 of the *Strategies Report* seen below:

Reuse Activity	Potable Quality Water Offset (%)	Recharge Fraction (%)	Justification Using Table 5 of <i>Strategies Report</i>
Golf Course Irrigation (GCI)	75	10	Efficient landscape irrigation
Residential Irrigation (RI)	40	45	Rounded averages of efficient and inefficient residential irrigation
Other Public Access Areas (OPAA)	60	30	Rounded averages of efficient and inefficient landscape irrigation
Ground Water Recharge & Indirect Potable Reuse (GWR&IPR)	0	90	High Desirability – rapid infiltration basins
Agricultural Irrigation (AI)	60	35	Rounded averages of efficient and inefficient agricultural irrigation
Industrial Uses (IND), Toilet Flushing (TF), and Fire Protection (FP)	100	0	High Desirability – cooling towers, toilet flushing and fire protection

Water Resource Caution Areas

Water resource caution areas (WRCAs) are areas that have critical water supply problems or are projected to have critical water supply problems within the next 20 years. Originally, water reuse was required only within these water resource caution areas, unless such reuse is not economically, environmentally, or technically feasible as determined by a reuse feasibility study. Currently, Chapter 62-40, F.A.C., requires use of reclaimed water statewide. Domestic wastewater facilities located within, discharging within, or serving a population within designated water resource caution areas are required to prepare reuse feasibility studies before receiving a domestic wastewater permit. Table 9 summarizes information about reuse systems located within WRCAs and those located outside of WRCAs.

Table 9. Reuse Activity in Water Resource Caution Areas

Reuse Activity	Inside WRCA	Outside WRCA	Total
Number of Reuse Systems	325	102	427
Number of WWTFs Providing Reuse	372	106	478
Number of WWTFs with no Reuse (Disposal Only)	34	9	43
Total Wastewater Capacity (mgd)	2,334	249	2,583
Total Wastewater Flow (mgd)	1,510	152	1,662
Reuse Capacity (mgd)	1,414	321	1,735
Reuse Flow (mgd)	656	140	797
Public Access Reuse Flow (mgd) ^(a)	400	55	456
Edible Crops Reuse Flow (mgd)	10	0	10

Note:

- (a) This includes irrigation of residential landscapes, golf courses, schools, parks and other public access reuse such as toilet flushing and fire protection.

Cross-Connection Control

Cross-connections between reclaimed water lines and potable water lines are strictly prohibited in Florida. In 1999, reporting requirements for cross-connection control activities were added to the Annual Reuse Report Form. Appendix J summarizes cross-connection control activities reported by reuse systems for the October 1, 2016, to September 30, 2017, reporting period.

Of the 250 reuse systems that reported cross-connection control activities, 10 reuse systems reported identifying and eliminating one or more cross-connections. A total of 23,898 new connections to public access reuse systems were reported to occur during the reporting period. About 99.6 percent of the new connections were inspected to ensure that no cross-connections had been created.

The 2012 *Guidelines for Water Reuse* published by the U.S. Environmental Protection Agency (EPA) provides guidelines for establishing cross-connection prevention and control programs. Utilities should consult the EPA Guidelines for implementation and enforcement of cross-connection control programs.

Previous Inventories and Trends

DEP has published reuse inventories since 1998. Table 10 shows a summary of the total number of domestic wastewater treatment facilities providing water for reuse, reuse capacities and capacity ratios of the reuse facilities, and average reuse flow rates and flow ratios recorded for these previous inventories and the 2018 inventory. Figure 3 presents the growth of Florida's reuse capacity and flow. The capacity and flow ratios are also presented in Figure 3.

Table 10. Summary of DEP Reuse Inventories (1998 to Present)

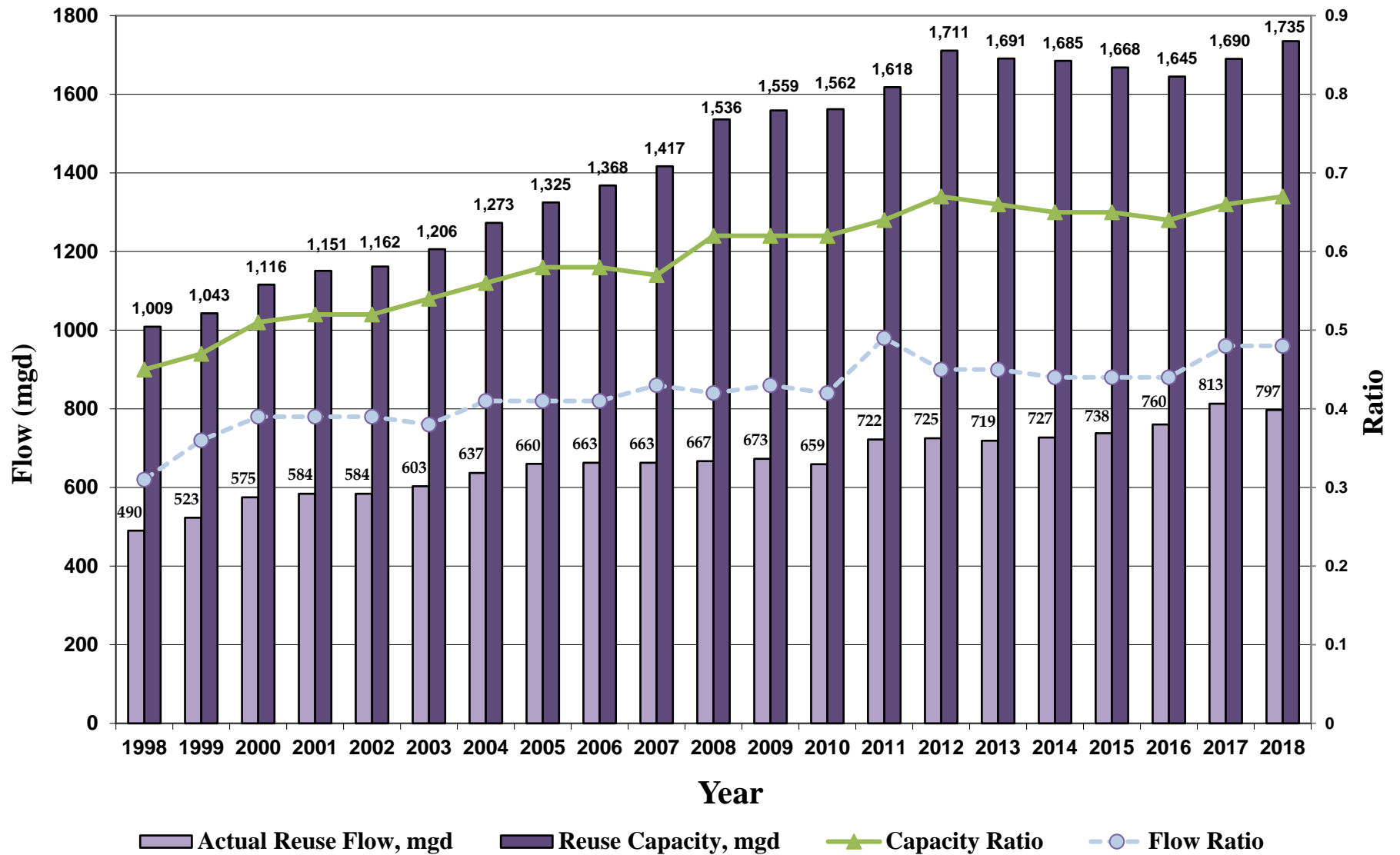
Report Year	No. of Facilities Providing Reuse	Reuse Capacity (mgd)	Capacity Ratio ^(a)	Reuse Flow (mgd)	Flow Ratio ^(b)
1998	451	1,009	0.45	490	0.31
1999	459	1,043	0.47	523	0.36
2000	457	1,116	0.51	575	0.39
2001	461	1,151	0.52	584	0.39
2002	467	1,162	0.52	584	0.39
2003	469	1,206	0.54	603	0.38
2004	468	1,273	0.56	637	0.41
2005	465	1,325	0.58	660	0.41
2006	468	1,368	0.58	663	0.41
2007	475	1,417	0.57	663	0.43
2008	481	1,536	0.62	667	0.42
2009	484	1,559	0.62	673	0.43
2010	482	1,562	0.62	659	0.42
2011	487	1,618	0.64	722	0.49
2012	486	1,711	0.67	725	0.45
2013	482	1,691	0.66	719	0.45
2014	477	1,685	0.65	727	0.44
2015	478	1,668	0.65	738	0.44
2016	478	1,645	0.64	760	0.44
2017	477	1,690	0.66	813	0.48
2018	478	1,735	0.67	797	0.48

Notes:

(a) Capacity Ratio = Total Reuse Capacity/Total WWTF Capacity.

(b) Flow Ratio = Total Reuse Flow/Total WWTF Flow.

Figure 3: Florida's Reuse Growth



Future Updates

DEP will continue to update this inventory each year to monitor the effectiveness of Florida's reuse program.

Suggested corrections, additions, or deletions may be brought to the attention of Kelly Fannon, E.I., at: Florida Department of Environmental Protection, Mail Station 3540, 2600 Blair Stone Road, Tallahassee, Florida 32399-2400; or kelly.fannon@dep.state.fl.us.

Reuse Webpage

For more information on water reuse in Florida, please see DEP's reuse web page at:

<https://floridadep.gov/water/domestic-wastewater/content/water-reuse-program>.

Downloadable spreadsheets for each of this report's appendices can be found at:

<https://floridadep.gov/water/domestic-wastewater/content/reuse-inventory-database-and-annual-report>.

References

Demographic Estimating Conference, *Florida Demographic Forecast*, Florida Office of Economic and Demographic Research, <http://edr.state.fl.us/Content/conferences/population/index.cfm>, 2019.

Florida Department of Environmental Protection, *Reuse of Reclaimed Water and Land Application*, Chapter 62-610, Florida Administrative Code, Florida Department of Environmental Protection, Tallahassee, Florida, 2006.

Florida Department of Environmental Protection, *2017 Reuse Inventory*, Florida Department of Environmental Protection, Tallahassee, Florida, 2019.

Florida Department of Environmental Protection, *2016 Reuse Inventory*, Florida Department of Environmental Protection, Tallahassee, Florida, 2017.

Florida Department of Environmental Protection, *2015 Reuse Inventory*, Florida Department of Environmental Protection, Tallahassee, Florida, 2016.

Florida Department of Environmental Protection, *2014 Reuse Inventory*, Florida Department of Environmental Protection, Tallahassee, Florida, 2015.

Florida Department of Environmental Protection, *2013 Reuse Inventory*, Florida Department of Environmental Protection, Tallahassee, Florida, 2014.

Florida Department of Environmental Protection, *2012 Reuse Inventory*, Florida Department of Environmental Protection, Tallahassee, Florida, 2013.

Florida Department of Environmental Protection, *2011 Reuse Inventory*, Florida Department of Environmental Protection, Tallahassee, Florida, 2012.

Florida Department of Environmental Protection, *2010 Reuse Inventory*, Florida Department of Environmental Protection, Tallahassee, Florida, 2011.

Florida Department of Environmental Protection, *2009 Reuse Inventory*, Florida Department of Environmental Protection, Tallahassee, Florida, 2010.

Florida Department of Environmental Protection, *2008 Reuse Inventory*, Florida Department of Environmental Protection, Tallahassee, Florida, 2010.

Florida Department of Environmental Protection, *2007 Reuse Inventory*, Florida Department of Environmental Protection, Tallahassee, Florida, 2009.

Florida Department of Environmental Protection, *2006 Reuse Inventory*, Florida Department of Environmental Protection, Tallahassee, Florida, 2007.

Florida Department of Environmental Protection, *2005 Reuse Inventory*, Florida Department of Environmental Protection, Tallahassee, Florida, 2006.

Florida Department of Environmental Protection, *2004 Reuse Inventory*, Florida Department of Environmental Protection, Tallahassee, Florida, 2005.

Florida Department of Environmental Protection, *2003 Reuse Inventory*, Florida Department of Environmental Protection, Tallahassee, Florida, 2004.

Florida Department of Environmental Protection, *2002 Reuse Inventory*, Florida Department of Environmental Protection, Tallahassee, Florida, 2003.

Florida Department of Environmental Protection, *2001 Reuse Inventory*, Florida Department of Environmental Protection, Tallahassee, Florida, 2002.

Florida Department of Environmental Protection, *2000 Reuse Inventory*, Florida Department of Environmental Protection, Tallahassee, Florida, 2001.

Florida Department of Environmental Protection, *1999 Reuse Inventory*, Florida Department of Environmental Protection, Tallahassee, Florida, 2000.

Florida Department of Environmental Protection, *1998 Reuse Inventory*, Florida Department of Environmental Protection, Tallahassee, Florida, 1999.

Florida Department of Environmental Protection, *1997 Reuse Inventory*, Florida Department of Environmental Protection, Tallahassee, Florida, 1998.

Florida Department of Environmental Protection, *1996 Reuse Inventory*, Florida Department of Environmental Protection, Tallahassee, Florida, 1997.

Florida Department of Environmental Regulation, *1992 Reuse Inventory*, Florida Department of Environmental Regulation, Tallahassee, Florida, 1992.

Florida Department of Environmental Regulation, *1990 Reuse Inventory*, Florida Department of Environmental Regulation, Tallahassee, Florida, 1990.

Florida Department of Environmental Regulation, *1986 Reuse Inventory*, Florida Department of Environmental Regulation, Tallahassee, Florida, 1986.

Florida Legislature, *Florida County Population Estimates: April 1, 2018*, Office of Economic and Demographic Research, Tallahassee, Florida, 2018.

Reuse Coordinating Committee, *Water Reuse for Florida: Strategies for Effective Use of Reclaimed Water*, Florida Department of Environmental Protection, Tallahassee, Florida, 2003.

United States Environmental Protection Agency, *2012 Guidelines for Water Reuse*, United States Environmental Protection Agency, Washington D.C., 2012.

Appendices

Appendix A. Reuse Systems in the Inventory

County	Reuse System Name	City	Date Received	WAFR ID	WMD	DEP	WRCA?
Alachua	ALACHUA, CITY OF	Alachua	19-Dec-18	FLA011290	SRWMD	JAX	Yes
Alachua	GRU-KANAPAHA	Gainesville	12-Dec-18	FL0112895	SJRWMD	JAX	Yes
Alachua	GRU-MAIN STREET	Gainesville	12-Dec-18	FL0027251	SJRWMD	JAX	Yes
Alachua	HAWTHORNE, CITY OF	Hawthorne	Report Not Received	FLA011291	SJRWMD	JAX	Yes
Alachua	HIGH SPRINGS, CITY OF	High Springs	Report Not Received	FLA286095	SRWMD	JAX	Yes
Alachua	NEWBERRY WWTF	Newberry	11-Mar-19	FLA011292	SRWMD	JAX	Yes
Alachua	UNIVERSITY OF FLORIDA-LAKE ALICE	Gainesville	18-Dec-18	FLA011322	SJRWMD	JAX	Yes
Baker	BAKER CORRECTIONAL INSTITUTION	Sanderson	18-Dec-18	FLA011332	SJRWMD	JAX	Yes
Bay	BAY CO. NORTH	Southport	19-Dec-18	FLA428523	NFWWMD	PEN	No
Bay	LYNN HAVEN, CITY OF	Lynn Haven	Report Not Received	FL0169978	NFWWMD	PEN	No
Bay	MILITARY POINT REGIONAL AWT FACILITY	Panama City	18-Dec-18	FL0167959	NFWWMD	PEN	No
Bay	PANAMA CITY BEACH, CITY OF	Panama City Beach	06-Dec-18	FL0021512	NFWWMD	PEN	No
Bradford	FLORIDA STATE PRISON WWTF	Raiford	13-Dec-18	FLA113450	SRWMD	JAX	Yes
Bradford	STARKE, CITY OF	Starke	13-Dec-18	FL0028126	SRWMD	JAX	Yes
Brevard	BCUD-BAREFOOT BAY	Barefoot Bay	05-Nov-18	FL0042293	SJRWMD	ORL	Yes
Brevard	BCUD-NORTH BREVARD REGIONAL	Mims	10-Dec-18	FLA010263	SJRWMD	ORL	Yes
Brevard	BCUD-PORT ST. JOHN	Cocoa	06-Dec-18	FLA102750	SJRWMD	ORL	Yes
Brevard	BCUD-SOUTH BEACHES	Melbourne Beach	20-Dec-18	FL0040622	SJRWMD	ORL	Yes
Brevard	BCUD-SOUTH CENTRAL REGIONAL	Melbourne	11-Dec-18	FL0102679	SJRWMD	ORL	Yes
Brevard	BCUD-SYKES CREEK	Merritt Island	21-Dec-18	FLA102695	SJRWMD	ORL	Yes
Brevard	CAPE CANAVERAL AIR FORCE STATION-REGIONAL	Cape Canaveral AFS	04-Dec-18	FL0102920	SJRWMD	ORL	Yes
Brevard	CAPE CANAVERAL, CITY OF	Cape Canaveral	06-Dec-18	FL0020541	SJRWMD	ORL	Yes
Brevard	COCOA BEACH, CITY OF	Cocoa Beach	27-Dec-18	FL0021105	SJRWMD	ORL	Yes
Brevard	COCOA, CITY OF	Cocoa	16-Jan-19	FL0021521	SJRWMD	ORL	Yes
Brevard	MELBOURNE-NORTH & SOUTH SERVICE AREA	Melbourne	27-Dec-18	FLA010323	SJRWMD	ORL	Yes
Brevard	PALM BAY, CITY OF	Palm Bay	28-Dec-18	FLA103357	SJRWMD	ORL	Yes
Brevard	ROCKLEDGE, CITY OF	Rockledge	04-Dec-18	FL0021571	SJRWMD	ORL	Yes
Brevard	SUN LAKE ESTATES	Cocoa	*	FLA010353	SJRWMD	ORL	Yes
Brevard	THE GREAT OUTDOORS GOLF/R V RESORT	Titusville	20-Dec-18	FLA010386	SJRWMD	ORL	Yes
Brevard	TITUSVILLE REUSE SYSTEM	Titusville	26-Dec-18	FL0103349	SJRWMD	ORL	Yes
Brevard	WEST MELBOURNE, CITY OF (RAY BULLARD)	West Melbourne	17-Dec-18	FLA010332	SJRWMD	ORL	Yes

Florida Department of Environmental Protection
2018 Reuse Inventory

County	Reuse System Name	City	Date Received	WAFR ID	WMD	DEP	WRCA?
Broward	BROWARD CO. NORTH REGIONAL	Pompano Beach	29-Nov-18	FL0031771	SFWMD	WPB	Yes
Broward	HOLLYWOOD, CITY OF	Hollywood	03-Dec-18	FL0026255	SFWMD	WPB	Yes
Broward	MIRAMAR, CITY OF WWTF	Miramar	18-Dec-18	FLA017025	SFWMD	WPB	Yes
Broward	PLANTATION, CITY OF	Plantation	12-Dec-18	FLA040401	SFWMD	WPB	Yes
Broward	POMPANO BEACH	Pompano Beach	26-Dec-18	FLA013581	SFWMD	WPB	Yes
Broward	SUNRISE, CITY OF-SOUTHWEST	Davie	13-Dec-18	FLA013580	SFWMD	WPB	Yes
Broward	TINDALL HAMMOCK I&SC (FERNCREST)	Davie	11-Oct-18	FLA013583	SFWMD	WPB	Yes
Broward	TOWN OF DAVIE	Davie	14-Dec-18	FLA706736	SFWMD	WPB	Yes
Charlotte	CHARLOTTE CO UTILITIES MASTER REUSE SYSTEM	Port Charlotte	22-Oct-18	FL0040291	SWFWMD	FTM	Yes
Charlotte	CHARLOTTE CO.-BURNT STORE	Punta Gorda	22-Oct-18	FLA014083	SWFWMD	FTM	Yes
Charlotte	CHARLOTTE CORRECTIONAL INSTITUTION	Punta Gorda	15-Dec-18	FLA014130	SFWMD	FTM	Yes
Charlotte	ENGLEWOOD WATER DISTRICT SOUTH	Grove City	27-Dec-18	FLA014126	SWFWMD	FTM	Yes
Charlotte	RIVERWOOD UTILITIES	Port Charlotte	20-Dec-18	FLA014060	SWFWMD	FTM	Yes
Citrus	BEVERLY HILLS-ROLLING OAKS	Beverly Hills	18-Dec-18	FLA011869	SWFWMD	TPA	No
Citrus	CITRUS CO.-BRENTWOOD REGIONAL	Hernando	17-Dec-18	FLA011844	SWFWMD	TPA	No
Citrus	CITRUS CO.-MEADOWCREST	Crystal River	17-Dec-18	FLA011845	SWFWMD	TPA	No
Citrus	CITRUS CO.-POINT OF WOODS	Inverness	*	FLA011893	SWFWMD	TPA	No
Citrus	CITRUS CO.-SW REGIONAL (SUGARMILL WOODS)	Sugarmill Woods	17-Dec-18	FLA011903	SWFWMD	TPA	No
Citrus	CRYSTAL RIVER, CITY OF	Crystal River	17-Dec-18	FLA011848	SWFWMD	TPA	No
Citrus	INVERNESS, CITY OF	Inverness	26-Dec-18	FLA011847	SWFWMD	TPA	No
Clay	CCUA-KEYSTONE HEIGHTS WWTF	Keystone Heights	*	FLA362743	SJRWMD	JAX	Yes
Clay	CCUA-PETER'S CREEK WWTF	Green Cove Springs	*	FLA327841	SJRWMD	JAX	Yes
Clay	CCUA-RECLAIMED DISTRIBUTION	Orange Park	26-Dec-18	FL0173371	SJRWMD	JAX	Yes
Clay	GREEN COVE SPRINGS-HARBOR ROAD WWTF	Green Cove Springs	10-Oct-18	FL0020915	SJRWMD	JAX	Yes
Clay	ORANGE PARK WWTF	Orange Park	22-Oct-18	FL0023922	SJRWMD	JAX	No
Collier	AVE MARIA UTILITY CO	Ave Maria	Report Not Received	FLA376400	SFWMD	FTM	No
Collier	COLLIER CO.-GOLDEN GATE	Naples	13-Dec-18	FLA142140	SFWMD	FTM	Yes
Collier	COLLIER CO.-NORTH & SOUTH	Naples	13-Dec-18	FL0141399	SFWMD	FTM	Yes
Collier	COLLIER CO.-NORTHEAST UTILITIES	Naples	Report Not Received	FLA014165	SFWMD	FTM	Yes
Collier	EVERGLADES CITY, CITY OF	Everglades City	14-Dec-18	FLA027618	SFWMD	FTM	Yes
Collier	IMMOKALEE	Immokalee	17-Oct-18	FLA014132	SFWMD	FTM	Yes
Collier	MARCO ISLAND UTILITIES WWTP	Marco Island	21-Dec-18	FLA014167	SFWMD	FTM	Yes
Collier	MARCO SHORES UTILITIES WWTP	Naples	20-Dec-18	FLA014174	SFWMD	FTM	Yes

Florida Department of Environmental Protection
2018 Reuse Inventory

County	Reuse System Name	City	Date Received	WAFR ID	WMD	DEP	WRCA?
Collier	NAPLES, CITY OF	Naples	16-Nov-18	FL0026271	SFWMD	FTM	Yes
Collier	PORT OF THE ISLANDS COMMUNITY IMPROVEMENT DISTRICT	Naples	28-Nov-18	FLA141704	SFWMD	FTM	Yes
Columbia	COLUMBIA CORRECTIONAL INSTITUTION	Lake City	24-Oct-18	FLA011418	SRWMD	JAX	Yes
Columbia	LAKE CITY, CITY OF	Lake City	18-Dec-18	FLA113956	SRWMD	JAX	Yes
DeSoto	ARCADIA, CITY OF	Arcadia	26-Dec-18	FL0027511	SWFWMD	FTM	Yes
DeSoto	DESOTO CO.-LAKE SUZY	Lake Suzy	*	FL0119644	SWFWMD	FTM	Yes
DeSoto	DESOTO COUNTY REGIONAL WWTP	Arcadia	18-Dec-18	FLA530808	SWFWMD	FTM	Yes
Dixie	CROSS CITY, TOWN OF	Cross City	Report Not Received	FLA114201	SRWMD	JAX	No
Duval	JACKSONVILLE BEACH	Jacksonville Beach	31-Oct-18	FL0020231	SJRWMD	JAX	Yes
Duval	JEA-BUCKMAN STREET	Jacksonville	07-Jan-19	FL0026000	SJRWMD	JAX	Yes
Duval	JEA-DISTRICT II	Jacksonville	31-Dec-18	FL0026450	SJRWMD	JAX	Yes
Duval	JEA-SOUTH GRID	Jacksonville	07-Jan-19	FL0174441	SJRWMD	JAX	Yes
Duval	JEA-SOUTHWEST DISTRICT	Jacksonville	07-Jan-19	FL0026468	SJRWMD	JAX	Yes
Duval	NORMANDY VILLAGE UTILITY	Jacksonville	27-Dec-18	FLA011517	SJRWMD	JAX	Yes
Duval	USN NAS JACKSONVILLE	Jacksonville	11-Dec-18	FL0000957	SJRWMD	JAX	Yes
Escambia	ECUA-BAYOU MARCUS WRF	Pensacola	26-Nov-18	FL0031801	NFWFMD	PEN	No
Escambia	ECUA-CENTRAL WRF	Cantonment	16-Nov-18	FL0559351	NFWFMD	PEN	No
Escambia	ECUA-PENSACOLA BEACH	Pensacola Beach	24-Oct-18	FL0024007	NFWFMD	PEN	No
Flagler	BEACH HAVEN WWTF	Palm Coast	*	FLA357171	SJRWMD	JAX	No
Flagler	BULOW VILLAGE	Flagler Beach	*	FLA011601	SJRWMD	JAX	Yes
Flagler	BUNNELL, CITY OF	Bunnell	26-Dec-18	FL0020907	SJRWMD	JAX	Yes
Flagler	DUNES COMMUNITY DEVELOPMENT DISTRICT	Palm Coast	22-Dec-18	FLA011602	SJRWMD	JAX	Yes
Flagler	FLAGLER CO.-PLANTATION BAY	Jacksonville	21-Dec-18	FLA011597	SJRWMD	JAX	Yes
Flagler	MATANZAS SHORES	Palm Coast	Report Not Received	FLA011599	SJRWMD	JAX	Yes
Flagler	PALM COAST, CITY OF	Palm Coast	19-Dec-18	FL0116009	SJRWMD	JAX	Yes
Franklin	APALACHICOLA WWTF	Apalachicola	13-Dec-18	FLA038857	NFWFMD	PEN	No
Franklin	CARRABELLE, CITY OF	Carrabelle	05-Dec-18	FLA100641	NFWFMD	PEN	No
Franklin	EASTPOINT WATER & SEWER DISTRICT	Eastpoint	20-Dec-18	FLA010065	NFWFMD	PEN	No
Gadsden	GRETNA, CITY OF	Gretna	08-Jan-19	FLA100781	NFWFMD	PEN	Yes
Gadsden	HAVANA, TOWN OF	Havana	13-Dec-18	FLA100765	NFWFMD	PEN	No
Gadsden	QUINCY, CITY OF	Quincy	13-Dec-18	FL0029033	NFWFMD	PEN	No
Gadsden	TALQUIN-GADSDEN EAST WWTP	Quincy	28-Dec-18	FLA187941	NFWFMD	PEN	No

Florida Department of Environmental Protection
2018 Reuse Inventory

County	Reuse System Name	City	Date Received	WAFR ID	WMD	DEP	WRCA?
Gadsden	TALQUIN-HAVANA MIDDLE SCHOOL	Havana	*	FLA010085	NWFWMD	PEN	No
Gilchrist	LANCASTER CORRECTIONAL INSTITUTION	Trenton	03-Oct-18	FLA011620	SRWMD	JAX	Yes
Gilchrist	TRENTON, CITY OF	Trenton	01-Dec-18	FLA011615	SRWMD	JAX	Yes
Glades	GLADES CORRECTIONAL INSTITUTION	Moore Haven	Report Not Received	FLA016891	SFWMD	FTM	Yes
Gulf	GULF CORRECTIONAL INSTITUTION	Wewahitchka	17-Dec-18	FLA010105	NWFWMD	PEN	No
Gulf	PORT ST. JOE, CITY OF	Port St. Joe	13-Dec-18	FLA020206	NWFWMD	PEN	No
Hamilton	JENNINGS, TOWN OF	Jennings	02-Oct-18	FLA011623	SRWMD	JAX	Yes
Hamilton	SR-6/I-75 WWTF	Jasper	02-Oct-18	FLA649163	SRWMD	JAX	Yes
Hamilton	WHITE SPRINGS, TOWN OF	White Springs	13-Nov-18	FLA116220	SRWMD	JAX	Yes
Hardee	HARDEE CO.-BOWLING GREEN	Bowling Green	14-Dec-18	FLA119911	SWFWMD	TPA	Yes
Hardee	HARDEE CO.-WAUCHULA HILLS	Bowling Green	14-Dec-18	FLA290980	SWFWMD	TPA	Yes
Hardee	HARDEE COUNTY CORRECTIONAL	Bowling Green	21-Dec-18	FLA012022	SWFWMD	TPA	Yes
Hardee	WAUCHULA, CITY OF	Wauchula	01-Nov-18	FLA119890	SWFWMD	TPA	Yes
Hardee	ZOLFO SPRINGS, TOWN OF	Zolfo Springs	17-Dec-18	FLA119903	SWFWMD	TPA	Yes
Hendry	CLEWISTON, CITY OF	Clewiston	22-Jan-19	FL0040665	SFWMD	FTM	Yes
Hendry	HENDRY CO.-PORT LABELLE	LaBelle	14-Dec-18	FLA014290	SFWMD	FTM	Yes
Hendry	LABELLE, CITY OF	LaBelle	02-Jan-19	FLA014283	SFWMD	FTM	Yes
Hernando	BROOKSVILLE, CITY OF	Brooksville	13-Nov-18	FLA012036	SWFWMD	TPA	No
Hernando	HERNANDO CO.-BROOKRIDGE	Brooksville	21-Nov-18	FLA012028	SWFWMD	TPA	No
Hernando	HERNANDO CO.-HERNANDO AIRPORT SUBREGIONAL WWTF	Brooksville	21-Nov-18	FLA017223	SWFWMD	TPA	No
Hernando	HERNANDO CO.-RIDGE MANOR	Brooksville	21-Nov-18	FLA012031	SWFWMD	TPA	No
Hernando	HERNANDO CO.-SPRING HILL	Spring Hill	21-Nov-18	FLA012043	SWFWMD	TPA	No
Hernando	HERNANDO CO.-THE GLEN	Brooksville	21-Nov-18	FLA012069	SWFWMD	TPA	No
Highlands	AVON PARK, CITY OF	Avon Park	08-Oct-18	FLA014313	SWFWMD	FTM	Yes
Highlands	LAKE PLACID, TOWN OF	Lake Placid	29-Oct-18	FLA281484	SWFWMD	FTM	Yes
Highlands	SEBRING AIRPORT AUTHORITY	Sebring	*	FLA014309	SFWMD	FTM	Yes
Highlands	SEBRING, CITY OF	Sebring	19-Dec-18	FLA014311	SWFWMD	FTM	Yes
Highlands	SUN 'N LAKE ESTATES OF SEBRING	Sebring	30-Oct-18	FLA014389	SWFWMD	FTM	Yes
Highlands	SUN 'N LAKE OF SEBRING UNIT 4	Sebring	*	FLA016268	SWFWMD	FTM	Yes
Highlands	TOMOKA HEIGHTS WWTP/PLACID UTILITIES	Lake Placid	29-Oct-18	FLA014329	SWFWMD	FTM	Yes
Highlands	VILLAGES OF HIGHLANDS RIDGE WWTF	Avon Park	*	FLA143391	SWFWMD	FTM	Yes
Hillsborough	CW UTILITY-COUNTRY MEADOWS/GOLDEN LAKES	Plant City	14-Dec-18	FLA122246	SWFWMD	TPA	Yes

Florida Department of Environmental Protection
2018 Reuse Inventory

County	Reuse System Name	City	Date Received	WAFR ID	WMD	DEP	WRCA?
Hillsborough	HILLSBOROUGH CO. - SOUTH - CENTRAL COUNTY REUSE SYSTEM	Ruskin	31-Dec-18	FL0028061	SWFWMD	TPA	Yes
Hillsborough	HILLSBOROUGH CO.-NORTHWEST REUSE SYSTEM	Tampa	31-Dec-18	FL0041670	SWFWMD	TPA	Yes
Hillsborough	MACDILL AIR FORCE BASE	Tampa	07-Nov-18	FLA012124	SWFWMD	TPA	Yes
Hillsborough	PLANT CITY WRF	Plant City	20-Dec-18	FL0026557	SWFWMD	TPA	Yes
Hillsborough	RICE CREEK UTILITY COMPANY	Riverview	14-Dec-18	FL0122076	SWFWMD	TPA	Yes
Hillsborough	RIVERSIDE CLUB	Ruskin	14-Dec-18	FLA012169	SWFWMD	TPA	Yes
Hillsborough	TAMPA, CITY OF-HOWARD F. CURREN	Tampa	31-Dec-18	FL0020940	SWFWMD	TPA	Yes
Hillsborough	WINDEMERE UTILITY INC. (SCARECROW UTILITY)	Lutz	08-Nov-18	FLA012138	SWFWMD	TPA	Yes
Indian River	IRCUD-WEST REGIONAL	Vero Beach	26-Dec-18	FL0041637	SJRWMD	WPB	Yes
Indian River	VERO BEACH, CITY OF	Vero Beach	31-Oct-18	FLA021661	SJRWMD	WPB	Yes
Jackson	COTTONDALE, CITY OF	Cottdonale	09-Oct-18	FLA101168	NWFWMD	PEN	No
Jackson	GRAND RIDGE, TOWN OF	Grand Ridge	28-Dec-18	FLA546429	NWFWMD	PEN	No
Jackson	JACKSON CORRECTIONAL INSTITUTION	Malone	05-Nov-18	FLA010127	NWFWMD	PEN	No
Jackson	MARIANNA, CITY OF WWTP	Marianna	27-Nov-18	FLA101141	NWFWMD	PEN	No
Jackson	SNEADS, TOWN OF	Sneads	08-Oct-18	FLA010115	NWFWMD	PEN	No
Jefferson	JEFFERSON CORRECTIONAL INSTITUTION	Monticello	07-Nov-18	FLA011642	SRWMD	PEN	No
Jefferson	MONTICELLO, CITY OF	Monticello	03-Oct-18	FL0027839	NWFWMD	PEN	No
Lafayette	MAYO CORRECTIONAL INSTITUTION	Mayo	19-Dec-18	FLA011646	SRWMD	JAX	No
Lafayette	MAYO, TOWN OF	Mayo	30-Dec-18	FLA011643	SRWMD	JAX	No
Lake	CLERBROOK RV RESORTS	Clermont	19-Oct-18	FLA010538	SJRWMD	ORL	Yes
Lake	CLERMONT-EAST	Clermont	04-Mar-19	FLA010515	SJRWMD	ORL	Yes
Lake	EUSTIS, CITY OF	Eustis	09-Nov-18	FLA010507	SJRWMD	ORL	Yes
Lake	GROVELAND-SAMPEY RD.	Groveland	15-Dec-19	FLA010513	SJRWMD	ORL	Yes
Lake	GROVELAND-SUNSHINE PARKWAY	North of Minneola	15-Feb-19	FLA010656	SJRWMD	ORL	Yes
Lake	LADY LAKE WWTF	Lady Lake	24-Dec-18	FLA399761	SJRWMD	ORL	Yes
Lake	LAKE CORRECTIONAL INSTITUTION	Clermont	28-Feb-19	FLA010660	SJRWMD	ORL	Yes
Lake	LAKE GROVES UTILITIES	Clermont	01-Jan-19	FLA010630	SJRWMD	ORL	Yes
Lake	LEESBURG, CITY OF	Leesburg	03-Dec-18	FLA105066	SJRWMD	ORL	Yes
Lake	MID-FLORIDA LAKES	Leesburg	19-Oct-18	FLA010657	SJRWMD	ORL	Yes
Lake	MINNEOLA, CITY OF	Minneola	18-Dec-18	FLA356344	SJRWMD	ORL	Yes
Lake	MOUNT DORA, CITY OF	Mount Dora	29-Nov-18	FLA010508	SJRWMD	ORL	Yes
Lake	OAK SPRINGS MHP	Sorrento	Report Not Received	FLA010629	SJRWMD	ORL	Yes

Florida Department of Environmental Protection
2018 Reuse Inventory

County	Reuse System Name	City	Date Received	WAFR ID	WMD	DEP	WRCA?
Lake	PENNBROOKE UTILITIES INC.	Leesburg	27-Nov-18	FLA010570	SJRWMD	ORL	Yes
Lake	PINE ISLAND WWTF	Monteverde	19-Oct-18	FLA297631	SJRWMD	ORL	Yes
Lake	SOUTHLAKE COMMUNITY	Clermont	16-Oct-18	FLA010634	SJRWMD	ORL	Yes
Lake	ST. JOHNS RIVER UTILITY (ASTOR PARK)	Astor	14-Dec-18	FLA187496	SJRWMD	ORL	Yes
Lake	TAVARES/WOODLEA ROAD	Tavares	16-Jan-19	FLA010509	SJRWMD	ORL	Yes
Lake	THE VILLAGES-VILLAGES	Lady Lake	15-Dec-18	FLA010555	SJRWMD	ORL	Yes
Lake	UMATILLA, CITY OF	Umatilla	10-Oct-18	FLA010505	SJRWMD	ORL	Yes
Lake	WATER OAK ESTATES	Lady Lake	14-Dec-18	FLA010529	SJRWMD	ORL	Yes
Lee	BONITA SPRINGS-RESOURCE CONSERVATION SYS.	Bonita Springs	24-Dec-18	FLA014443	SFWMD	FTM	Yes
Lee	CAPE CORAL, WATER INDEPENDENCE FOR	Cape Coral	28-Dec-18	FL0030007	SFWMD	FTM	Yes
Lee	CITRUS PARK-NORTH	Bonita Springs	Report Not Received	FLA014477	SFWMD	FTM	Yes
Lee	CROSS CREEK COUNTRY CLUB	Fort Myers	05-Dec-18	FLA014505	SFWMD	FTM	Yes
Lee	EAGLE RIDGE	Fort Myers	05-Dec-18	FLA014498	SFWMD	FTM	Yes
Lee	FGUA-DEL PRADO WWTF (FKA NORTH FORT MYERS UTILITY)	North Ft. Myers	Report Not Received	FLA014548	SFWMD	FTM	Yes
Lee	FGUA-LAKE FAIRWAYS FFEC SIX	N. Ft. Myers	18-Oct-18	FLA014463	SFWMD	FTM	Yes
Lee	FGUA-LEHIGH ACRES	Lehigh	21-Dec-18	FLA014565	SFWMD	FTM	Yes
Lee	FGUA-SOUTH SEAS PLANTATION	Captiva	21-Dec-18	FLA014686	SFWMD	FTM	Yes
Lee	FIDDLESTICKS COUNTRY CLUB	Fort Myers	27-Dec-18	FLA014484	SFWMD	FTM	Yes
Lee	FOREST UTILITIES	Fort Myers	14-Jan-19	FLA014478	SFWMD	FTM	Yes
Lee	FORT MYERS CITY CENTRAL	Fort Myers	07-Nov-18	FL0021261	SFWMD	FTM	Yes
Lee	GASPARILLA ISLAND WATER	Boca Grande	21-Dec-18	FLA014641	SWFWMD	FTM	Yes
Lee	HUNTER'S RIDGE	Bonita Springs	28-Dec-18	FLA014541	SFWMD	FTM	Yes
Lee	LEE CO.-FIESTA VILLAGE	Fort Myers	28-Dec-18	FL0039829	SFWMD	FTM	Yes
Lee	LEE CO.-FORT MYERS BEACH	Ft. Myers Beach	28-Dec-18	FLA144215	SFWMD	FTM	Yes
Lee	LEE CO.-GATEWAY SERVICES DISTRICT	Fort Myers	28-Dec-18	FLA014542	SFWMD	FTM	Yes
Lee	LEE CO.-PINE ISLAND WWTP	St. James City	28-Dec-18	FLA176460	SFWMD	FTM	Yes
Lee	LEE CO.-THREE OAKS	Fort Myers	28-Dec-18	FLA145190	SFWMD	FTM	Yes
Lee	SANIBEL-DONAX	Sanibel	31-Dec-18	FLA014430	SFWMD	FTM	Yes
Leon	TALLAHASSEE, CITY OF-T.P. SMITH	Tallahassee	14-Dec-18	FLA010139	NWFWMD	PEN	No
Leon	TALQUIN-KILLEARN LAKES SUBDIVISION	Tallahassee	27-Dec-18	FLA010173	NWFWMD	PEN	No
Leon	TALQUIN-LAKE JACKSON	Tallahassee	27-Dec-18	FLA010171	NWFWMD	PEN	No
Leon	TALQUIN-MEADOWS-AT-WOODRUN	Tallahassee	*	FLA010159	NWFWMD	PEN	No

Florida Department of Environmental Protection
2018 Reuse Inventory

County	Reuse System Name	City	Date Received	WAFR ID	WMD	DEP	WRCA?
Leon	TALQUIN-SANDSTONE RANCH SUBDIVISION	Tallahassee	*	FLA010167	NWFWMD	PEN	No
Levy	CEDAR KEY	Cedar Key	13-Dec-18	FL0031216	SRWMD	JAX	No
Levy	CHIEFLAND	Chiefland	02-Jan-19	FLA011648	SRWMD	JAX	No
Levy	WILLISTON, CITY OF	Williston	31-Dec-18	FLA012612	SWFWMD	JAX	No
Liberty	BRISTOL, CITY OF	Bristol	14-Dec-18	FLA284602	NWFWMD	PEN	No
Liberty	LIBERTY CORRECTIONAL INSTITUTION	Bristol	20-Feb-19	FLA010179	NWFWMD	PEN	No
Madison	GREENVILLE, TOWN OF	Greenville	26-Dec-18	FLA011658	SRWMD	JAX	No
Madison	MADISON, CITY OF	Madison	31-Dec-18	FLA116572	SRWMD	JAX	No
Manatee	BRADEN RIVER UTILITIES MASTER REUSE	Lakewood Ranch	07-Dec-18	FL0824381	SWFWMD	TPA	No
Manatee	BRADENTON, CITY OF	Bradenton	22-Feb-19	FL0021369	SWFWMD	TPA	Yes
Manatee	MANATEE CO. MASTER REUSE SYSTEM	Bradenton	14-Dec-18	FLA474029	SWFWMD	TPA	Yes
Manatee	PALMETTO, CITY OF	Palmetto	20-Dec-18	FL0020401	SWFWMD	TPA	Yes
Marion	BELLEVIEW, CITY OF	Bellevue	13-Dec-18	FLA010678	SJRWMD	ORL	Yes
Marion	DUNNELLO, CITY OF	Dunnellon	21-Dec-18	FLA126594	SWFWMD	ORL	No
Marion	JULIETTE FALLS	Dunnellon	09-Jan-19	FLA490415	SWFWMD	ORL	No
Marion	MARION CO.-NW REGIONAL (GOLDEN OCALA)	Ocala	13-Dec-18	FLA272060	SWFWMD	ORL	Yes
Marion	MARION CO.-OAK RUN	Ocala	16-Dec-18	FLA012697	SWFWMD	ORL	No
Marion	MARION CO.-SILVER SPRINGS SHORES	Ocala	16-Dec-18	FLA296651	SJRWMD	ORL	Yes
Marion	MARION CO.-STONECREST	Summerfield	17-Dec-18	FLA010741	SJRWMD	ORL	Yes
Marion	MARION CORRECTIONAL INSTITUTION	Lowell	10-Dec-18	FLA010789	SJRWMD	ORL	Yes
Marion	MARION LANDING	Ocala	*	FLA012699	SWFWMD	ORL	No
Marion	OCALA WRF #1	Ocala	27-Nov-18	FLA010677	SJRWMD	ORL	Yes
Marion	OCALA WRF #2	Ocala	24-Jan-19	FLA010680	SJRWMD	ORL	Yes
Marion	OCALA WRF #3	Ocala	30-Oct-18	FLA190268	SWFWMD	ORL	No
Marion	ON TOP OF THE WORLD/BAY LAUREL	Ocala	28-Nov-18	FLA012683	SWFWMD	ORL	No
Marion	RAINBOW SPRINGS FIFTH REPLAT WWTF	Dunnellon	21-Dec-18	FLA012693	SWFWMD	ORL	No
Marion	ROLLING GREENS	Ocala	14-Dec-18	FLA010757	SJRWMD	ORL	No
Martin	INDIANTOWN COMPANY	Indiantown	14-Dec-18	FLA029939	SFWMD	WPB	Yes
Martin	MARTIN CO.-NORTH	Jensen Beach	11-Dec-18	FLA043192	SFWMD	WPB	Yes
Martin	MARTIN CO.-SOUTH (TROPICAL FARMS)	Stuart	11-Dec-18	FL0043214	SFWMD	WPB	Yes
Martin	MARTIN CORRECTIONAL INSTITUTION	Indiantown	14-Dec-18	FLA013881	SFWMD	WPB	Yes
Martin	SAILFISH POINT	Stuart	03-Dec-18	FLA017466	SFWMD	WPB	Yes
Martin	SOUTH MARTIN REGIONAL UTILITY	Hobe Sound	10-Dec-18	FLA013859	SFWMD	WPB	Yes

Florida Department of Environmental Protection
2018 Reuse Inventory

County	Reuse System Name	City	Date Received	WAFR ID	WMD	DEP	WRCA?
Martin	STUART, CITY OF	Stuart	19-Nov-18	FLA041459	SFWMD	WPB	Yes
Miami-Dade	HOMESTEAD, CITY OF	Homestead	07-Nov-18	FLA013609	SFWMD	WPB	Yes
Miami-Dade	MDWASD CENTRAL DISTRICT	Miami	18-Dec-18	FL0024805	SFWMD	WPB	Yes
Miami-Dade	MDWASD NORTH DISTRICT	Miami	18-Dec-18	FL0032182	SFWMD	WPB	Yes
Miami-Dade	MDWASD SOUTH DISTRICT	Miami	18-Dec-18	FLA042137	SFWMD	WPB	Yes
Monroe	FKAA-BIG COPPITT	Key West	29-Nov-18	FLA567591	SFWMD	FTM	Yes
Monroe	FKAA-DUCK KEY (HAWKS CAY)	Duck Key	29-Nov-18	FLA014772	SFWMD	FTM	Yes
Monroe	KEY COLONY BEACH, CITY OF	Key Colony Beach	10-Dec-18	FLA014720	SFWMD	FTM	Yes
Monroe	KEY WEST RESORT UTILITY	Key West	27-Nov-18	FLA014951	SFWMD	FTM	Yes
Monroe	MARATHON AREA 3 WWTF	Marathon	20-Dec-18	FLA642851	SFWMD	FTM	Yes
Monroe	MARATHON AREA 4 WWTF	Marathon	20-Oct-18	FLA550973	SFWMD	FTM	Yes
Monroe	MARATHON AREA 5 WWTF	Marathon	20-Dec-18	FLA187364	SFWMD	FTM	Yes
Monroe	MARATHON AREA 7 WWTF	Marathon	20-Dec-18	FLA705250	SFWMD	FTM	Yes
Monroe	NORTH KEY LARGO WWTF AT OCEAN REEF	Key Largo	04-Dec-18	FLA015009	SFWMD	FTM	Yes
Nassau	HILLIARD, TOWN OF	Hilliard	27-Dec-18	FL0043079	SJRWMD	JAX	Yes
Nassau	JEA-NASSAU REGIONAL (SUN RAY)	O'Neal	31-Dec-18	FL0116793	SJRWMD	JAX	Yes
Nassau	NASSAU AMELIA UTILITIES	Amelia Island	17-Dec-18	FLA011688	SJRWMD	JAX	Yes
Okaloosa	CRESTVIEW, CITY OF	Crestview	16-Nov-18	FLA010193	NWFWMD	PEN	No
Okaloosa	DESTIN WATER USERS	Destin	15-Nov-18	FLA010194	NWFWMD	PEN	Yes
Okaloosa	FORT WALTON BEACH GENERAL REUSE SERVICE AREA	Fort Walton Beach	20-Dec-18	FLA101923	NWFWMD	PEN	Yes
Okaloosa	HURLBURT FIELD AIR FORCE BASE	Mary Esther	05-Oct-18	FL0003174	NWFWMD	PEN	Yes
Okaloosa	MARY ESTHER, CITY OF	Mary Esther	27-Nov-18	FLA010191	NWFWMD	PEN	Yes
Okaloosa	NICEVILLE-NV REGIONAL (VALPARAISO)	Niceville	11-Dec-18	FLA010185	NWFWMD	PEN	Yes
Okaloosa	OKALOOSA CORRECTIONAL INSTITUTION	Crestview	28-Nov-18	FLA010202	NWFWMD	PEN	No
Okaloosa	OKALOOSA-ARBENNIE PRITCHETT	Fort Walton Beach	14-Nov-18	FLA485942	NWFWMD	PEN	Yes
Okaloosa	OKALOOSA-BOB SIKES INDUSTRIAL PARK	Crestview	12-Nov-18	FLA010181	NWFWMD	PEN	No
Okaloosa	OKALOOSA-RUSSELL STEPHENSON	Mary Esther	14-Nov-18	FLA010182	NWFWMD	PEN	Yes
Okeechobee	OKEECHOBEE CORRECTIONAL INSTITUTION	Okeechobee	30-Dec-18	FLA013940	SFWMD	WPB	No
Okeechobee	OKEECHOBEE UTILITY AUTHORITY	Okeechobee	31-Dec-18	FLA013888	SFWMD	WPB	Yes
Orange	APOPKA-PROJECT ARROW	Apopka	Report Not Received	FLA010818	SJRWMD	ORL	Yes
Orange	FAIRWAYS COUNTRY CLUB	Orlando	15-Mar-19	FLA010823	SJRWMD	ORL	Yes
Orange	GULFSTREAM HARBOR MOBILE HOME PARK	Orlando	14-Dec-18	FLA010835	SJRWMD	ORL	Yes

Florida Department of Environmental Protection
2018 Reuse Inventory

County	Reuse System Name	City	Date Received	WAFR ID	WMD	DEP	WRCA?
Orange	OCOEE, CITY OF	Ocoee	29-Oct-18	FLA010815	SJRWMD	ORL	Yes
Orange	OCUD-EASTERN SERVICE AREA	Orlando	04-Dec-18	FL0038849	SJRWMD	ORL	Yes
Orange	OCUD-NORTHWEST SERVICE AREA	Apopka	04-Dec-18	FLA010798	SJRWMD	ORL	Yes
Orange	OCUD-SOUTH SERVICE AREA	Orlando	04-Dec-18	FLA107972	SFWMD	ORL	Yes
Orange	ORLANDO-WATER CONSERV I	Orlando	21-Dec-18	FLA010816	SFWMD	ORL	No
Orange	ORLANDO-WATER CONSERV II	Orlando	21-Dec-18	FLA010795	SFWMD	ORL	Yes
Orange	REEDY CREEK IMPROVEMENT DISTRICT	Bay Lake & Lake Buena Vista	14-Dec-18	FLA108219	SFWMD	ORL	No
Orange	ROCK SPRINGS MOBILE HOME PARK	Apopka	19-Oct-18	FLA010871	SJRWMD	ORL	Yes
Orange	WEDGEFIELD SUBDIVISION	Orlando	26-Oct-18	FLA010900	SJRWMD	ORL	Yes
Orange	WINTER GARDEN, CITY OF	Winter Garden	19-Dec-18	FL0020109	SJRWMD	ORL	Yes
Orange	WINTER PARK, CITY OF	Winter Park	19-Dec-18	FLA010819	SJRWMD	ORL	Yes
Osceola	KISSIMMEE GOOD SAMARITAN RETIREMENT VILLAGE	Kissimmee	10-Dec-18	FLA010974	SFWMD	ORL	No
Osceola	ST. CLOUD-SOUTHSIDE #2	St. Cloud	12-Dec-18	FLA010962	SFWMD	ORL	No
Osceola	TOHO-CAMELOT	Kissimmee	21-Dec-18	FLA010983	SFWMD	ORL	No
Osceola	TOHO-HARMONY	Harmony	21-Dec-18	FLA267872	SFWMD	ORL	No
Osceola	TOHO-PARKWAY	Kissimmee	21-Dec-18	FLA010960	SFWMD	ORL	No
Osceola	TOHO-POINCIANA	Poinciana	21-Dec-18	FL0036862	SFWMD	ORL	No
Osceola	TOHO-SANDHILL ROAD	Kissimmee	20-Dec-18	FLA010958	SFWMD	ORL	No
Palm Beach	BOCA RATON, CITY OF (PROJECT IRIS)	Boca Raton	21-Dec-18	FL0026344	SFWMD	WPB	Yes
Palm Beach	LOXAHATCHEE ENV. CONTROL DIST.	Jupiter	19-Dec-18	FL0034649	SFWMD	WPB	Yes
Palm Beach	PALM BEACH CO. SOUTHERN REGION	Boynton Beach	20-Dec-18	FL0041424	SFWMD	WPB	Yes
Palm Beach	PALM BEACH CO.-CENTRAL REGION RWF	West Palm Beach	20-Dec-18	FL0471275	SFWMD	WPB	Yes
Palm Beach	PALM BEACH CO.-WESTERN REGION (BELLE GLADE)	Belle Glade	19-Dec-18	FLA027740	SFWMD	WPB	Yes
Palm Beach	PALM BEACH CO.-WESTERN REGION NORTH (FKA PAHOKEE WWTP)	Pahokee	19-Dec-18	FLA136778	SFWMD	WPB	Yes
Palm Beach	SEACOAST UTILITIES PGA	Palm Beach Gardens	09-Jan-19	FL0038768	SFWMD	WPB	Yes
Palm Beach	SOUTH CENTRAL REGIONAL	Delray Beach	01-Jan-19	FL0035980	SFWMD	WPB	Yes
Palm Beach	VILLAGE OF WELLINGTON WWTP	Wellington	16-Oct-18	FLA042595	SFWMD	WPB	Yes
Palm Beach	WEST PALM BEACH-EAST CENTRAL REGIONAL	West Palm Beach	18-Dec-18	FLA041360	SFWMD	WPB	Yes
Pasco	DADE CITY, CITY OF	Dade City	20-Dec-18	FLA012742	SFWMD	TPA	Yes
Pasco	FGUA-JASMINE LAKES	Port Richey	21-Dec-18	FLA012768	SFWMD	TPA	Yes

Florida Department of Environmental Protection
2018 Reuse Inventory

County	Reuse System Name	City	Date Received	WAFR ID	WMD	DEP	WRCA?
Pasco	FGUA-PALM TERRACE GARDENS	Port Richey	21-Dec-18	FLA012773	SWFWMD	TPA	Yes
Pasco	FGUA-SEVEN SPRINGS WWTF	New Port Richey	10-Jan-19	FLA012752	SWFWMD	TPA	Yes
Pasco	FOREST LAKE ESTATES	Zephyrhills	05-Dec-18	FLA012801	SWFWMD	TPA	Yes
Pasco	NEW PORT RICHEY, CITY OF	New Port Richey	15-Jan-19	FL0127434	SWFWMD	TPA	Yes
Pasco	PASCO CO. MASTER REUSE SYSTEM	Land O' Lakes	20-Dec-18	FLA127272	SWFWMD	TPA	Yes
Pasco	TRAVELER'S REST RV PARK WWTP	Dade City	28-Dec-18	FLA012831	SWFWMD	TPA	Yes
Pasco	ZEPHYRHILLS, CITY OF	Zephyrhills	02-Jan-19	FLA012744	SWFWMD	TPA	Yes
Pinellas	CLEARWATER CITY OF MASTER REUSE SYSTEM	Clearwater	19-Dec-18	FL0186261	SWFWMD	TPA	Yes
Pinellas	DUNEDIN, CITY OF-MAINLAND	Dunedin	20-Dec-18	FL0021326	SWFWMD	TPA	Yes
Pinellas	LARGO, CITY OF	Clearwater	28-Dec-18	FL0026603	SWFWMD	TPA	Yes
Pinellas	OLDSMAR, CITY OF	Oldsmar	17-Dec-18	FL0027651	SWFWMD	TPA	Yes
Pinellas	ON TOP OF THE WORLD	Clearwater	28-Nov-18	FLA012905	SWFWMD	TPA	Yes
Pinellas	PINELLAS CO.-SOUTH CROSS BAYOU	St. Petersburg	27-Dec-18	FL0040436	SWFWMD	TPA	Yes
Pinellas	PINELLAS CO.-WILLIAM E. DUNN WATER RECLAMATION FACILITY	Palm Harbor	28-Dec-18	FL0128775	SWFWMD	TPA	Yes
Pinellas	ST. PETERSBURG MASTER URBAN REUSE SYSTEM	St. Petersburg	01-Jan-19	FLA012881	SWFWMD	TPA	Yes
Pinellas	TARPON SPRINGS, CITY OF	Tarpon Springs	21-Dec-18	FL0030406	SWFWMD	TPA	Yes
Polk	AUBURNDALE, CITY OF-ALLRED	Auburndale	18-Dec-18	FL0021466	SWFWMD	TPA	Yes
Polk	AUBURNDALE, CITY OF-REGIONAL	Auburndale	14-Dec-18	FLA016559	SWFWMD	TPA	Yes
Polk	BARTOW, CITY OF	Bartow	08-Oct-18	FLA012976	SWFWMD	TPA	Yes
Polk	CARDINAL HILL (FKA POLK CITY INTERIM)	Polk City	16-Jan-19	FLA489093	SWFWMD	TPA	Yes
Polk	CAREFREE RV COUNTRY CLUB WWTF	Winter Haven	*	FLA013093	SWFWMD	TPA	No
Polk	CYPRESS LAKES UTILITIES, INC.	Lakeland	05-Dec-18	FLA013123	SWFWMD	TPA	Yes
Polk	DAVENPORT, CITY OF	Davenport	03-Jan-19	FLA377392	SWFWMD	TPA	Yes
Polk	DUNDEE, TOWN OF	Dundee	17-Jan-19	FLA180416	SWFWMD	TPA	Yes
Polk	FORT MEADE, CITY OF	Fort Meade	21-Dec-18	FLA016529	SWFWMD	TPA	Yes
Polk	FROSTPROOF, CITY OF	Frostproof	08-Jan-19	FLA012983	SWFWMD	TPA	Yes
Polk	GOLD COAST UTILITY	Lakeshore	30-Dec-18	FLA110434	SFWMD	TPA	Yes
Polk	GRENELEFE UTILITIES	Haines City	20-Nov-18	FLA013016	SWFWMD	TPA	Yes
Polk	HAINES CITY	Haines City	26-Dec-18	FLA012977	SWFWMD	TPA	Yes
Polk	LAKE ALFRED, CITY OF	Lake Alfred	20-Dec-18	FLA012975	SWFWMD	TPA	Yes
Polk	LAKE WALES, CITY OF	Lake Wales	14-Nov-18	FLA129844	SWFWMD	TPA	Yes
Polk	LAKELAND, CITY OF	Lakeland	02-Nov-18	FL0039772	SWFWMD	TPA	Yes

Florida Department of Environmental Protection
2018 Reuse Inventory

County	Reuse System Name	City	Date Received	WAFR ID	WMD	DEP	WRCA?
Polk	MULBERRY CITY OF	Mulberry	25-Jan-19	FL0020338	SWFWMD	TPA	No
Polk	OUTDOOR RESORTS AT ORLANDO	Clermont	29-Dec-18	FLA011047	SWFWMD	TPA	Yes
Polk	POLK CO.-NORTHEAST REGIONAL	Davenport	04-Feb-19	FLA012967	SWFWMD	TPA	Yes
Polk	POLK CO.-NORTHWEST REGIONAL	Lakeland	18-Dec-18	FLA178667	SWFWMD	TPA	Yes
Polk	POLK CO.-SOUTHWEST REGIONAL WWTP	North of Mulberry	07-Jan-19	FLA012954	SWFWMD	TPA	Yes
Polk	POLK CO.-SUN RAY	Frostproof	18-Dec-18	FLA012949	SWFWMD	TPA	Yes
Polk	POLK CO.-WAVERLY	Waverly	18-Dec-18	FLA012968	SWFWMD	TPA	Yes
Polk	POLK CORRECTIONAL INSTITUTION	Polk City	29-Nov-18	FLA013360	SWFWMD	TPA	Yes
Polk	STREAMSONG WWTF	Bowling Green	13-Dec-18	FLA760838	SWFWMD	TPA	Yes
Polk	SWEETWATER GOLF & TENNIS CLUB	Haines City	*	FLA013082	SWFWMD	TPA	Yes
Polk	SWISS GOLF CLUB	Winter Haven	16-Jan-19	FLA013103	SWFWMD	TPA	Yes
Polk	SWISS VILLAGE MOBILE HOME PARK	Winter Haven	01-Feb-19	FLA013102	SWFWMD	TPA	Yes
Polk	WINTER HAVEN, CITY OF	Winter Haven	31-Dec-18	FLA129747	SWFWMD	TPA	Yes
Putnam	CRESCENT CITY, CITY OF	Crescent City	01-Jan-19	FL0021610	SJRWMD	JAX	Yes
Putnam	EAST PUTNAM COUNTY REGIONAL	Palatka	Report Not Received	FLA667757	SJRWMD	JAX	Yes
Putnam	PALATKA, CITY OF	Palatka	26-Mar-19	FL0040061	SJRWMD	JAX	Yes
Putnam	RIVER PARK MHP	Fruitland	14-Mar-19	FLA117218	SJRWMD	JAX	Yes
Santa Rosa	HIGHWAY 191 (SUNDIAL UTILITIES)	Bagdad	29-Nov-18	FLA016779	NWFWMD	PEN	No
Santa Rosa	HOLLEY WRF	Navarre	21-Jan-19	FLA548464	NWFWMD	PEN	Yes
Santa Rosa	HOLLEY-NAVARRE WATER SYSTEMS, INC.	Navarre	20-Dec-18	FLA010211	NWFWMD	PEN	Yes
Santa Rosa	JAY, TOWN OF	Jay	22-Feb-19	FLA010206	NWFWMD	PEN	No
Santa Rosa	MILTON, CITY OF	Milton	28-Nov-18	FL0021903	NWFWMD	PEN	No
Santa Rosa	PACE WATER SYSTEM, INC.	Pace	19-Feb-19	FL0102202	NWFWMD	PEN	No
Santa Rosa	SANTA ROSA CO.-NAVARRE BEACH	Navarre Beach	13-Dec-18	FL0023981	NWFWMD	PEN	No
Santa Rosa	SOUTH SANTA ROSA UTILITY SYSTEM (GULF BREEZE-TIGER POINT)	Gulf Breeze	21-Dec-18	FLA010212	NWFWMD	PEN	Yes
Sarasota	CAMELOT LAKES	Sarasota	14-Dec-18	FLA013390	SWFWMD	FTM	Yes
Sarasota	NORTH PORT, CITY OF	North Port	24-Jan-19	FLA013378	SWFWMD	FTM	Yes
Sarasota	SARASOTA CO.-NORTH	Sarasota	27-Dec-18	FLA177008	SWFWMD	FTM	Yes
Sarasota	SARASOTA CO.-SOUTH (VENICE GARDENS)	Sarasota	27-Dec-18	FLA176303	SWFWMD	FTM	Yes
Sarasota	SARASOTA, CITY OF	Sarasota	11-Feb-19	FL0040771	SWFWMD	FTM	Yes
Sarasota	VENICE, CITY OF-PROJECT WAVE	Venice	05-Dec-18	FL0041441	SWFWMD	FTM	Yes
Seminole	ALTAMONTE SPRINGS, CITY OF (PROJECT APRICOT)	Altamonte Springs	02-Dec-19	FL0033251	SJRWMD	ORL	Yes

Florida Department of Environmental Protection
2018 Reuse Inventory

County	Reuse System Name	City	Date Received	WAFR ID	WMD	DEP	WRCA?
Seminole	CASSELBERRY, CITY OF	Casselberry	06-Dec-18	FLA011066	SJRWMD	ORL	Yes
Seminole	FGUA-CHULUOTA	Chuluota	21-Dec-18	FLA011076	SJRWMD	ORL	Yes
Seminole	ORLANDO-IRON BRIDGE	Oviedo	21-Dec-18	FL0037966	SJRWMD	ORL	Yes
Seminole	OVIEDO, CITY OF (ALAFAYA UTILITIES)	Oviedo	19-Nov-18	FLA011074	SJRWMD	ORL	Yes
Seminole	PALM VALLEY	Oviedo	14-Dec-18	FLA011085	SJRWMD	ORL	Yes
Seminole	SANFORD-NORTH & SOUTH	Sanford	27-Dec-18	FL0020141	SJRWMD	ORL	Yes
Seminole	SEMINOLE CO.-GREENWOOD LAKES	Lake Mary	13-Dec-18	FLA011086	SJRWMD	ORL	Yes
Seminole	SEMINOLE CO.-NORTHWEST (YANKEE LAKE)	Sanford	13-Dec-18	FLA042625	SJRWMD	ORL	Yes
Seminole	SHADOW HILLS (LONGWOOD)	Longwood	07-Nov-18	FLA011105	SJRWMD	ORL	Yes
Seminole	WEKIVA HUNT CLUB	Longwood	17-Dec-18	FL0036251	SJRWMD	ORL	Yes
Seminole	WINTER SPRINGS EAST	Winter Springs	19-Dec-18	FLA011068	SJRWMD	ORL	Yes
Seminole	WINTER SPRINGS WEST	Winter Springs	19-Dec-18	FLA011067	SJRWMD	ORL	Yes
St. Johns	JEA-PONCE DE LEON	Ponte Vedra Beach	31-Dec-18	FLA011773	SJRWMD	JAX	Yes
St. Johns	JEA-PONTE VEDRA	Ponte Vedra	31-Dec-18	FL0117951	SJRWMD	JAX	Yes
St. Johns	NORTH BEACH UTILITIES	St. Augustine	18-Dec-18	FLA011765	SJRWMD	JAX	Yes
St. Johns	ST. AUGUSTINE, CITY OF	St. Augustine	16-Oct-18	FL0021938	SJRWMD	JAX	Yes
St. Johns	ST. JOHNS CO.-ANASTASIA ISLAND	St. Augustine	28-Nov-18	FL0038831	SJRWMD	JAX	Yes
St. Johns	ST. JOHNS CO.-INNLET BEACH	Inlet Beach	25-Oct-18	FL0044237	SJRWMD	JAX	Yes
St. Johns	ST. JOHNS CO.-MAINLAND (S.R. 207)	Elkton	27-Nov-18	FL0117471	SJRWMD	JAX	Yes
St. Johns	ST. JOHNS CO.-MARSH LANDING PONTE VEDRA LAKES	Ponte Vedra Beach	27-Nov-18	FL0044253	SJRWMD	JAX	Yes
St. Johns	ST. JOHNS CO.-NORTHWEST	St. Augustine	30-Nov-18	FL0670651	SJRWMD	JAX	No
St. Johns	ST. JOHNS CO.-PLAYERS CLUB SOUTH	Sawgrass	17-Oct-18	FL0044245	SJRWMD	JAX	Yes
St. Johns	ST. JOHNS CO.-SAWGRASS	Ponte Vedra Beach	25-Oct-18	FL0117897	SJRWMD	JAX	Yes
St. Lucie	FORT PIERCE UTILITY AUTHORITY	Fort Pierce	02-Oct-18	FL0027278	SFWMD	WPB	Yes
St. Lucie	HARBOUR RIDGE P.U.D.	Palm City	19-Nov-18	FLA013986	SFWMD	WPB	Yes
St. Lucie	HUTCHINSON-ISLAND DUNES	Jensen Beach	17-Dec-18	FLA013980	SFWMD	WPB	Yes
St. Lucie	MEADOWOOD COMMUNITY (PANTHER WOODS)	Fort Pierce	14-Dec-18	FLA013982	SFWMD	WPB	Yes
St. Lucie	PORT ST. LUCIE UTILITY-WESTPORT	Port St. Lucie	26-Nov-18	FLA139653	SFWMD	WPB	Yes
St. Lucie	SAVANNA CLUB	Port St. Lucie	Report Not Received	FLA013958	SFWMD	WPB	Yes
St. Lucie	SPANISH LAKES COUNTRY CLUB	Ft. Pierce	20-Dec-18	FLA013977	SFWMD	WPB	Yes
St. Lucie	SPANISH LAKES FAIRWAYS	Ft. Pierce	20-Dec-18	FLA013998	SFWMD	WPB	Yes
St. Lucie	ST. LUCIE CO.-NORTH (HOLIDAY PINES)	Ft. Pierce	02-Jan-19	FLA013969	SFWMD	WPB	Yes

Florida Department of Environmental Protection
2018 Reuse Inventory

County	Reuse System Name	City	Date Received	WAFR ID	WMD	DEP	WRCA?
St. Lucie	ST. LUCIE CO.-NORTH HUTCHINSON	Ft. Pierce	01-Jan-19	FLA013946	SFWMD	WPB	Yes
St. Lucie	ST. LUCIE CO.-SOUTH HUTCHINSON	Ft. Pierce	01-Jan-19	FL0139475	SFWMD	WPB	Yes
St. Lucie	ST. LUCIE WEST	St. Lucie West	07-Dec-18	FLA013993	SFWMD	WPB	Yes
Sumter	BUSHNELL, CITY OF	Lake Panasoffkee	14-Dec-18	FLA188697	SWFWMD	ORL	No
Sumter	CONTINENTAL COUNTRY CLUB	Wildwood	21-Nov-18	FLA043699	SWFWMD	ORL	No
Sumter	SUMTER CORRECTIONAL INSTITUTION	Bushnell	12-Dec-18	FLA013558	SWFWMD	ORL	No
Sumter	THE VILLAGES-LITTLE SUMTER SERVICE AREA (LSSA)	The Villages	28-Nov-18	FLA017133	SWFWMD	ORL	No
Sumter	THE VILLAGES-NSU MASTER REUSE SYSTEM	Lady Lake	23-Jan-19	FLA516708	SWFWMD	ORL	No
Sumter	WILDWOOD, CITY OF	Wildwood	21-Nov-18	FLA013497	SWFWMD	ORL	No
Suwannee	ADVENT CHRISTIAN HOME	Dowling Park	Report Not Received	FLA011819	SRWMD	JAX	Yes
Suwannee	BRANFORD, TOWN OF	Branford	*	FLA011806	SRWMD	JAX	Yes
Suwannee	LIVE OAK, CITY OF	Live Oak	05-Oct-18	FLA011805	SRWMD	JAX	Yes
Taylor	PERRY, CITY OF	Perry	21-Dec-18	FL0026387	SRWMD	JAX	No
Taylor	TAYLOR CORRECTIONAL INSTITUTION	Perry	23-Oct-18	FLA011831	SRWMD	JAX	No
Union	LAKE BUTLER, CITY OF	Lake Butler	09-Oct-18	FLA118338	SRWMD	JAX	Yes
Volusia	DAYTONA REUSE IMPLEMENTATION PROJECT (DRIP)	Daytona	19-Dec-18	FL0111392	SJRWMD	ORL	Yes
Volusia	DELAND, CITY OF	Deland	02-Nov-18	FL0020303	SJRWMD	ORL	Yes
Volusia	DELTONA, CITY OF	Deltona	14-Nov-18	FLA111724	SJRWMD	ORL	Yes
Volusia	EDGEWATER, CITY OF	Edgewater	20-Dec-18	FL0021431	SJRWMD	ORL	Yes
Volusia	HOLLY HILL, CITY OF	Holly Hill	14-Dec-18	FL0027677	SJRWMD	ORL	Yes
Volusia	NEW SMYRNA BEACH, CITY OF	New Smyrna Beach	21-Dec-18	FL0172090	SJRWMD	ORL	Yes
Volusia	NORTH PENINSULA UTILITIES (SEABRIDGE)	Ormond Beach	04-Mar-19	FLA011188	SJRWMD	ORL	Yes
Volusia	ORMOND BEACH	Ormond Beach	09-Jan-19	FL0020532	SJRWMD	ORL	Yes
Volusia	PORT ORANGE, CITY OF	Port Orange	14-Dec-18	FL0020559	SJRWMD	ORL	Yes
Volusia	TYMBER CREEK	Ormond Beach	05-Nov-18	FLA011193	SJRWMD	ORL	Yes
Volusia	VCUD-HALIFAX PLANTATION WWTF	Ormond Beach	13-Nov-18	FLA011131	SJRWMD	ORL	Yes
Volusia	VCUD-SOUTHEAST REGIONAL	Oak Hill	13-Nov-18	FLA017413	SJRWMD	ORL	Yes
Volusia	VCUD-SOUTHWEST REGIONAL	Debary	22-Oct-18	FLA011128	SJRWMD	ORL	Yes
Volusia	VCUD-SOUTHWEST WWTF-2	Deltona	22-Oct-18	FLA011121	SJRWMD	ORL	Yes
Wakulla	ST. MARKS WWTF	St. Marks	08-Oct-18	FLA102318	NFWWMD	PEN	No
Wakulla	WAKULLA CO. (OTTER CREEK)	Sopchoppy	03-Dec-18	FLA010225	NFWWMD	PEN	No
Wakulla	WINCO UTILITIES, INC.	Woodville	08-Oct-18	FLA016544	NFWWMD	PEN	No

Florida Department of Environmental Protection
2018 Reuse Inventory

County	Reuse System Name	City	Date Received	WAFR ID	WMD	DEP	WRCA?
Walton	DEFUNIAK SPRINGS, CITY OF	DeFuniak Springs	30-Oct-18	FLA102440	NWFWMD	PEN	No
Walton	FREEPORT, CITY OF	Freeport	20-Feb-19	FLA010245	NWFWMD	PEN	Yes
Walton	SOUTH WALTON UTILITY COMPANY	Miramar Beach	05-Nov-18	FL0102482	NWFWMD	PEN	Yes
Walton	WALTON CO.-EAST REUSE SYSTEM	Seagrove	14-Dec-18	FLA010252	NWFWMD	PEN	Yes
Walton	WALTON CO.-SANDESTIN	Sandestin Beach	14-Dec-18	FLA010251	NWFWMD	PEN	Yes
Walton	WALTON CO.-WOLFE CREEK REUSE SYSTEM	Santa Rosa Beach	14-Dec-18	FLA183555	NWFWMD	PEN	Yes
Walton	WALTON CORRECTIONAL INSTITUTION	DeFuniak Springs	19-Feb-19	FLA010254	NWFWMD	PEN	No
Walton	WALTON COUNTY COMMERCE PARK AT MOSSY HEAD	DeFuniak Springs	12-Jan-19	FLA689637	NWFWMD	PEN	No
Washington	CHIPLEY, CITY OF	Chipley	12-Dec-18	FLA027570	NWFWMD	PEN	No
Washington	HARVEST WWTF	Caryville	*	FLA010262	NWFWMD	PEN	No
Washington	NORTHWEST FLORIDA RECEPTION CENTER WWTF (FKA WASHINGTON CO. CORRECTIONAL)	Chipley	22-Feb-19	FLA010260	NWFWMD	PEN	No
Washington	VERNON, CITY OF	Vernon	14-Dec-18	FLA102563	NWFWMD	PEN	No

Total Number of Reuse Systems in the Inventory

427

Note:

* The permitted wastewater facility capacity for this reuse system is <0.1 mgd.

Appendix B. Domestic Wastewater Treatment Facilities That Reported Providing Reuse

County	WWTF Name*	Reuse System Name	WAFR ID	Disinfection	WWTF Capacity** (mgd)	WWTF Flow (mgd)
Alachua	ALACHUA AWRP	ALACHUA, CITY OF	FLA011290	HI	1.5	0.72
Alachua	GRU-KANAPAHA WRF	GRU-KANAPAHA	FL0112895	HI	14.9	11.619
Alachua	GRU-MAIN STREET WRF	GRU-MAIN STREET	FL0027251	HB	7.5	6.71
Alachua	HAWTHORNE WWTF	HAWTHORNE, CITY OF	FLA011291	BA	0.2	0.136
Alachua	HIGH SPRINGS WWTF	HIGH SPRINGS, CITY OF	FLA286095	BA	0.24	0.16
Alachua	NEWBERRY WWTF	NEWBERRY WWTF	FLA011292	BA	0.499	0.208
Alachua	UNIVERSITY OF FLORIDA WRF	UNIVERSITY OF FLORIDA-LAKE ALICE	FLA011322	HI	3	1.74
Baker	BAKER CORRECTIONAL INSTITUTION	BAKER CORRECTIONAL INSTITUTION	FLA011332	HI	0.32	0.208
Bay	BAY CO.-NORTH BAY WWTF	BAY CO. NORTH	FLA428523	BA	0.25	0.039
Bay	LYNN HAVEN AWT	LYNN HAVEN, CITY OF	FL0169978	HI	2.5	1.632
Bay	MILITARY POINT REGIONAL AWT FACILITY	MILITARY POINT REGIONAL AWT FACILITY	FL0167959	HI	7	3.46
Bay	PANAMA CITY BEACH	PANAMA CITY BEACH, CITY OF	FL0021512	HI	14	6.5
Bradford	FLORIDA STATE PRISON WWTF	FLORIDA STATE PRISON WWTF	FLA113450	BA	1.78	1.01
Bradford	STARKE WWTF	STARKE, CITY OF	FL0028126	BA	1.65	0.752
Brevard	BCUD-BAREFOOT BAY WRF	BCUD-BAREFOOT BAY	FL0042293	HI	0.9	0.746
Brevard	BCUD-NORTH REGIONAL WWTF	BCUD-NORTH BREVARD REGIONAL	FLA010263	HI	0.99	0.319
Brevard	BCUD-PORT ST. JOHN WWTP	BCUD-PORT ST. JOHN	FLA102750	HI	0.49	0.398
Brevard	BCUD-SOUTH BEACHES WWTF	BCUD-SOUTH BEACHES	FL0040622	HI	8	6.834
Brevard	BCUD-SOUTH CENTRAL REGIONAL	BCUD-SOUTH CENTRAL REGIONAL	FL0102679	HB	6	4.984
Brevard	BCUD-SYKES CREEK	BCUD-SYKES CREEK	FLA102695	HI	6	3.379
Brevard	CAPE CANAVERAL WRF	COCOA BEACH, CITY OF	FL0020541	HI		0.017
Brevard	CAPE CANAVERAL WRF	CAPE CANAVERAL, CITY OF	FL0020541	HI	1.8	1.267
Brevard	CCAFS-REGIONAL	CAPE CANAVERAL AIR FORCE STATION-REGIONAL	FL0102920	BA	0.8	0.525
Brevard	COCOA BEACH WRF	COCOA BEACH, CITY OF	FL0021105	HI	6	4.403
Brevard	JERRY SELLERS WRF	ROCKLEDGE, CITY OF	FL0021521	HI		0
Brevard	JERRY SELLERS WRF	COCOA, CITY OF	FL0021521	HI	4.5	2.05
Brevard	MELBOURNE-DAVID B. LEE WWTF	MELBOURNE-NORTH & SOUTH SERVICE AREA	FLA010323	HB	7	3.64
Brevard	MELBOURNE-GRANT STREET WWTF	MELBOURNE-NORTH & SOUTH SERVICE AREA	FL0041122	HB	5.5	4.54
Brevard	PALM BAY WWTF	PALM BAY, CITY OF	FLA103357	HI	2.3	0.776
Brevard	RAY BULLARD WRF	WEST MELBOURNE, CITY OF (RAY BULLARD)	FLA010332	HI	3	1.8
Brevard	ROCKLEDGE WWTF	ROCKLEDGE, CITY OF	FL0021571	HB	4.5	2.3
Brevard	SUN LAKE ESTATES	SUN LAKE ESTATES	FLA010353	BA	0.099	0.04

Florida Department of Environmental Protection
2018 Reuse Inventory

County	WWTF Name*	Reuse System Name	WAFR ID	Disinfection	WWTF Capacity** (mgd)	WWTF Flow (mgd)
Brevard	THE GREAT OUTDOORS RV/GOLF RESORT	THE GREAT OUTDOORS GOLF/R V RESORT	FLA010386	HI	0.182	0.108
Brevard	TITUSVILLE NORTH-OSPREY	TITUSVILLE REUSE SYSTEM	FL0103268	HI	2.75	2.384
Brevard	TITUSVILLE SOUTH-BLUE HERON	THE GREAT OUTDOORS GOLF/R V RESORT	FL0103349	HI		0.178
Brevard	TITUSVILLE SOUTH-BLUE HERON	TITUSVILLE REUSE SYSTEM	FL0103349	HI	4	2.306
Broward	BROWARD CO. NORTH REGIONAL	BROWARD CO. NORTH REGIONAL	FL0031771	HI	95	69.5
Broward	CITY OF COOPER CITY WWTP	HOLLYWOOD, CITY OF	FL0040398	HI	3.1	2.21
Broward	DAVIE WWTP	HOLLYWOOD, CITY OF	FL0040541	HI	4.85	2.36
Broward	HOLLYWOOD SOUTHERN REGIONAL	HOLLYWOOD, CITY OF	FL0026255	HB	55.5	39.03
Broward	MIRAMAR, CITY OF WWTF	MIRAMAR, CITY OF WWTF	FLA017025	HI	12.7	9.77
Broward	PLANTATION REGIONAL WWTF	PLANTATION, CITY OF	FLA040401	HI	18.9	12.534
Broward	POMPANO BEACH REUSE FACILITY	POMPANO BEACH	FLA013581	HI	7.5	2.32
Broward	SUNRISE-SOUTHWEST WWTF	SUNRISE, CITY OF-SOUTHWEST	FLA013580	BA	0.99	0.38
Broward	TINDALL HAMMOCK I&SC (FERNCREST)	TINDALL HAMMOCK I&SC (FERNCREST)	FLA013583	HI	0.6	0.39
Broward	TOWN OF DAVIE WRF	TOWN OF DAVIE	FLA706736	HI	3.5	1.376
Charlotte	CHARLOTTE CO. UTILITIES-EAST PORT WRF	RIVERWOOD UTILITIES	FL0040291	HI		0.666
Charlotte	CHARLOTTE CO. UTILITIES-EAST PORT WRF	CHARLOTTE CO UTILITIES MASTER REUSE SYSTEM	FL0040291	HI	6	4.023
Charlotte	CHARLOTTE CO. UTILITIES-ROTONDA WRF	CHARLOTTE CO UTILITIES MASTER REUSE SYSTEM	FLA014098	HI	2	1.084
Charlotte	CHARLOTTE CO. UTILITIES-WESTPORT WWTP	CHARLOTTE CO UTILITIES MASTER REUSE SYSTEM	FLA014048	HI	1.2	0.685
Charlotte	CHARLOTTE CO.-BURNT STORE	CHARLOTTE CO.-BURNT STORE	FLA014083	HI	0.5	0.308
Charlotte	CHARLOTTE CORRECTIONAL INSTITUTION	CHARLOTTE CORRECTIONAL INSTITUTION	FLA014130	HI	0.25	0.249
Charlotte	ENGLEWOOD WWTF	ENGLEWOOD WATER DISTRICT SOUTH	FLA014126	HI	3	1.407
Charlotte	RIVERWOOD UTILITIES WWTP	RIVERWOOD UTILITIES	FLA014060	HB	0.499	0.128
Citrus	BEVERLY HILLS-ROLLING OAKS	BEVERLY HILLS-ROLLING OAKS	FLA011869	BA	0.575	0.452
Citrus	CITRUS CO.-BRENTWOOD REGIONAL WWTF	CITRUS CO.-BRENTWOOD REGIONAL	FLA011844	BA	0.5	0.381
Citrus	CITRUS CO.-MEADOWCREST WWTF	CITRUS CO.-MEADOWCREST	FLA011845	HI	2	0.789
Citrus	CITRUS CO.-POINT OF WOODS WWTF	CITRUS CO.-POINT OF WOODS	FLA011893	HI	0.036	0.027
Citrus	CITRUS CO.-SW REGIONAL WRF	CITRUS CO.-SW REGIONAL (SUGARMILL WOODS)	FLA011903	BA	0.7	0.451
Citrus	CRYSTAL RIVER WWTF	CRYSTAL RIVER, CITY OF	FLA011848	BA	1.5	0.714
Citrus	INVERNESS, CITY OF WWTF	INVERNESS, CITY OF	FLA011847	BA	1.5	0.588
Clay	CCUA-FLEMING ISLAND WWTF	CCUA-RECLAIMED DISTRIBUTION	FL0043834	HI	4	2.116
Clay	CCUA-KEYSTONE HEIGHTS WWTF	CCUA-KEYSTONE HEIGHTS WWTF	FLA362743	BA	0.074	0.016
Clay	CCUA-MID-CLAY REGIONAL WWTF	CCUA-RECLAIMED DISTRIBUTION	FLA011377	HI	0.65	0.227
Clay	CCUA-MILLER STREET WWTP	CCUA-RECLAIMED DISTRIBUTION	FL0025151	HI	4.99	1.281

Florida Department of Environmental Protection
2018 Reuse Inventory

County	WWTF Name*	Reuse System Name	WAFR ID	Disinfection	WWTF Capacity** (mgd)	WWTF Flow (mgd)
Clay	CCUA-PETER'S CREEK WWTF	CCUA-PETER'S CREEK WWTF	FLA327841	BA	0.1	0.042
Clay	CCUA-RIDAUGHT LANDING WWTF	CCUA-RECLAIMED DISTRIBUTION	FL0039721	HI	2.37	1.766
Clay	CCUA-SPENCER WWTP	CCUA-RECLAIMED DISTRIBUTION	FL0173371	HI	4	1.558
Clay	GREEN COVE SPRINGS-HARBOR ROAD WWTP	GREEN COVE SPRINGS-HARBOR ROAD WWTP	FL0020915	HI	0.75	0.496
Clay	ORANGE PARK WWTF	CCUA-RECLAIMED DISTRIBUTION	FL0023922	BA		0.001
Clay	ORANGE PARK WWTF	ORANGE PARK WWTF	FL0023922	BA	2.5	0.986
Collier	AVE MARIA UTILITY CO	AVE MARIA UTILITY CO	FLA376400	HI	0.9	0.39
Collier	COLLIER CO.-GOLDEN GATE WWTP	COLLIER CO.-GOLDEN GATE	FLA142140	BA	1.5	1.114
Collier	COLLIER CO.-NE UTILITIES WWTP	COLLIER CO.-NORTHEAST UTILITIES	FLA014165	HI	0.75	0.443
Collier	COLLIER CO.-NORTH	COLLIER CO.-NORTH & SOUTH	FL0141399	HI	24.1	9.75
Collier	COLLIER CO.-SOUTH	COLLIER CO.-NORTH & SOUTH	FL0141356	HI	16	8.283
Collier	EVERGLADES CITY WWTF	EVERGLADES CITY, CITY OF	FLA027618	HI	0.16	0.062
Collier	IMMOKALEE WWTF	IMMOKALEE	FLA014132	BA	2.5	1.95
Collier	MARCO ISLAND UTILITIES WWTP	MARCO ISLAND UTILITIES WWTP	FLA014167	HI	4.92	2.17
Collier	MARCO SHORES UTILITIES WWTP	MARCO SHORES UTILITIES WWTP	FLA014174	BA	0.3	0.091
Collier	NAPLES WRF	NAPLES, CITY OF	FL0026271	HI	10	5.257
Collier	PORT OF THE ISLANDS WRF	PORT OF THE ISLANDS COMMUNITY IMPROVEMENT DISTRICT	FLA141704	HI	0.2	0.061
Columbia	COLUMBIA CORRECTIONAL INSTITUTION	COLUMBIA CORRECTIONAL INSTITUTION	FLA011418	HB	0.525	0.412
Columbia	KICKLIGHTER WWTF	LAKE CITY, CITY OF	FLA758353	IM	3	0.39
Columbia	SERVICE ZONE PACKAGE WWTP	LAKE CITY, CITY OF	FLA190128	IM	0.05	0.002
Columbia	ST. MARGARET WWTF	LAKE CITY, CITY OF	FLA113956	IM	3	2.371
DeSoto	ARCADIA, CITY OF-WILLIAM TYSON WWTP	ARCADIA, CITY OF	FL0027511	HI	2	1.08
DeSoto	DESOTO CO.-LAKE SUZY WWTF	DESOTO CO.-LAKE SUZY	FL0119644	BA	0.087	0.059
DeSoto	DESOTO COUNTY REGIONAL WWTP	DESOTO COUNTY REGIONAL WWTP	FLA530808	BA	0.75	0.321
Dixie	CROSS CITY WWTF	CROSS CITY, TOWN OF	FLA114201	HI	0.4	0.28
Duval	JACKSONVILLE BEACH	JACKSONVILLE BEACH	FL0020231	HI	4.5	2.838
Duval	JEA-ARLINGTON EAST	JEA-SOUTH GRID	FL0026441	HI	25	21.75
Duval	JEA-BLACKS FORD	JEA-SOUTH GRID	FL0174441	HI	3	2.45
Duval	JEA-BUCKMAN STREET WWTF	JEA-BUCKMAN STREET	FL0026000	BA	52.5	26.17
Duval	JEA-DISTRICT II WWTF	JEA-DISTRICT II	FL0026450	HB	10	5.53
Duval	JEA-JULINGTON CREEK	JEA-SOUTH GRID	FL0043591	HI	1	0.78
Duval	JEA-MANDARIN	JEA-SOUTH GRID	FL0023493	HI	8.75	8.33
Duval	JEA-SOUTHWEST DISTRICT WWTF	JEA-SOUTHWEST DISTRICT	FL0026468	BA	14	12.05
Duval	NORMANDY VILLAGE UTILITY	NORMANDY VILLAGE UTILITY	FLA011517	BA	0.4	0.353

Florida Department of Environmental Protection
2018 Reuse Inventory

County	WWTF Name*	Reuse System Name	WAFR ID	Disinfection	WWTF Capacity** (mgd)	WWTF Flow (mgd)
Duval	USN NAS JACKSONVILLE	USN NAS JACKSONVILLE	FL0000957	HI	2.3	0.664
Escambia	ECUA-BAYOU MARCUS WRF	ECUA-BAYOU MARCUS WRF	FL0031801	BA	8.2	5.195
Escambia	ECUA-CENTRAL WRF	ECUA-CENTRAL WRF	FL0559351	HI	22.5	14.261
Escambia	ECUA-PENSACOLA BEACH	ECUA-PENSACOLA BEACH	FL0024007	HI	2.4	0.911
Flagler	BEACH HAVEN WWTF	BEACH HAVEN WWTF	FLA357171	HI	0.049	0.009
Flagler	BULOW VILLAGE WWTF	BULOW VILLAGE	FLA011601	BA	0.088	0.041
Flagler	BUNNELL, CITY OF - MICHAEL J. MIKULKA WWTF	BUNNELL, CITY OF	FL0020907	HI	0.6	0.447
Flagler	DUNES CDD WWTF	DUNES COMMUNITY DEVELOPMENT DISTRICT	FLA011602	HI	3.2	2.1
Flagler	FLAGLER CO.-PLANTATION BAY WWTF	FLAGLER CO.-PLANTATION BAY	FLA011597	HI	0.475	0.161
Flagler	MATANZAS SHORES	MATANZAS SHORES	FLA011599	BA	0.322	0.107
Flagler	PALM COAST WWTF #1	PALM COAST, CITY OF	FL0116009	HI	6.83	7.623
Flagler	PALM COAST WWTF #2	PALM COAST, CITY OF	FL0710008	HI	2	0.327
Franklin	APALACHICOLA WWTF	APALACHICOLA WWTF	FLA038857	HI	1	0.25
Franklin	EASTPOINT WWTP	EASTPOINT WATER & SEWER DISTRICT	FLA010065	BA	0.3	0.109
Franklin	KENNETH B COPE AWT FACILITY	CARRABELLE, CITY OF	FLA100641	HI	1.2	0.378
Gadsden	GRETNA, CITY OF WWTP	GRETNA, CITY OF	FLA100781	HI	0.4	0.169
Gadsden	HAVANA, TOWN OF (STP)	HAVANA, TOWN OF	FLA100765	BA	0.4	0.146
Gadsden	QUINCY, CITY OF	QUINCY, CITY OF	FL0029033	BA	1.5	1.00
Gadsden	TALQUIN-GADSDEN EAST WWTP	TALQUIN-GADSDEN EAST WWTP	FLA187941	BA	0.25	0.149
Gadsden	TALQUIN-HAVANA MIDDLE SCHOOL WWTF	TALQUIN-HAVANA MIDDLE SCHOOL	FLA010085	BA	0.015	0.002
Gilchrist	LANCI WWTP	LANCASTER CORRECTIONAL INSTITUTION	FLA011620	BA	0.25	0.097
Gilchrist	TRENTON WWTF	TRENTON, CITY OF	FLA011615	BA	0.2	0.089
Glades	GLADES COUNTY CORRECTIONAL WWTF	GLADES CORRECTIONAL INSTITUTION	FLA016891	BA	0.405	0.204
Gulf	GULF CORRECTIONAL INSTITUTION	GULF CORRECTIONAL INSTITUTION	FLA010105	BA	0.35	0.271
Gulf	PORT ST. JOE, CITY OF	PORT ST. JOE, CITY OF	FLA020206	HI	3.1	0.33
Hamilton	JENNINGS WWTF	JENNINGS, TOWN OF	FLA011623	BA	0.175	0.137
Hamilton	SR-6/1-75 WWTF	SR-6/1-75 WWTF	FLA649163	BA	0.125	0.029
Hamilton	WHITE SPRINGS, TOWN OF WWTF	WHITE SPRINGS, TOWN OF	FLA116220	BA	0.15	0.063
Hardee	HARDEE CO.-BOWLING GREEN STP	HARDEE CO.-BOWLING GREEN	FLA119911	BA	0.32	0.165
Hardee	HARDEE CO.-WAUCHULA HILLS WWTP	HARDEE CO.-WAUCHULA HILLS	FLA290980	BA	0.36	0.115
Hardee	HARDEE COUNTY CORRECTIONAL	HARDEE COUNTY CORRECTIONAL	FLA012022	BA	0.212	0.184
Hardee	WAUCHULA, CITY OF WWTP	WAUCHULA, CITY OF	FLA119890	BA	1.2	0.768
Hardee	ZOLFO SPRINGS WWTF	ZOLFO SPRINGS, TOWN OF	FLA119903	BA	0.29	0.154
Hendry	CLEWISTON WWTF	CLEWISTON, CITY OF	FL0040665	BA	1.5	1.513
Hendry	LABELLE, CITY OF WWTP #1	LABELLE, CITY OF	FLA014283	BA	0.75	0.609

Florida Department of Environmental Protection
2018 Reuse Inventory

County	WWTF Name*	Reuse System Name	WAFR ID	Disinfection	WWTF Capacity** (mgd)	WWTF Flow (mgd)
Hendry	PORT LABELLE WWTP	HENDRY CO.-PORT LABELLE	FLA014290	BA	0.499	0.21
Hernando	BROOKSVILLE/COBB ROAD WWTF	BROOKSVILLE, CITY OF	FLA012036	HB	1.9	1.094
Hernando	HERNANDO CO.-BROOKRIDGE	HERNANDO CO.-BROOKRIDGE	FLA012028	BA	0.75	0.424
Hernando	HERNANDO CO.-HERNANDO AIRPORT SUBREGIONAL WWTF	HERNANDO CO.-HERNANDO AIRPORT SUBREGIONAL WWTF	FLA017223	BA	3.5	1.531
Hernando	HERNANDO CO.-RIDGE MANOR WEST WWTF	HERNANDO CO.-RIDGE MANOR	FLA012031	BA	0.75	0.235
Hernando	HERNANDO CO.-SPRING HILL WWTF	HERNANDO CO.-SPRING HILL	FLA012043	HI	2.5	1.712
Hernando	HERNANDO CO.-THE GLEN WWTF	HERNANDO CO.-THE GLEN	FLA012069	BA	3	0.644
Highlands	AVON PARK WATER POLLUTION CONTROL	AVON PARK, CITY OF	FLA014313	BA	1.5	0.818
Highlands	CEMETERY ROAD WWTF	SEBRING, CITY OF	FLA014311	BA	1.5	1.061
Highlands	LAKE PLACID, TOWN OF WWTF	LAKE PLACID, TOWN OF	FLA281484	HI	0.249	0.094
Highlands	SEBRING AIRPORT AUTHORITY WWTP	SEBRING AIRPORT AUTHORITY	FLA014309	BA	0.09	0.06
Highlands	SEBRING-WESTERN BLVD WWTP	SEBRING, CITY OF	FLA014328	BA	0.2	0.088
Highlands	SUN 'N LAKE OF SEBRING UNIT 4	SUN 'N LAKE OF SEBRING UNIT 4	FLA016268	BA	0.099	0.02
Highlands	SUN 'N LAKE OF SEEBRING UNIT 23	SUN 'N LAKE ESTATES OF SEBRING	FLA014389	BA	0.7	0.536
Highlands	TOMOKA HEIGHTS WWTP/PLACID UTILITIES	TOMOKA HEIGHTS WWTP/PLACID UTILITIES	FLA014329	BA	0.2	0.061
Highlands	VILLAGES OF HIGHLANDS RIDGE WWTF	VILLAGES OF HIGHLANDS RIDGE WWTF	FLA143391	HI	0.095	0.046
Hillsborough	COUNTRY MEADOWS/GOLDEN LAKES	CW UTILITY-COUNTRY MEADOWS/GOLDEN LAKES	FLA122246	HI	0.21	0.119
Hillsborough	HILLSBOROUGH-DALE MABRY AWWTP	HILLSBOROUGH CO.-NORTHWEST REUSE SYSTEM	FL0036820	HI	6	0.86
Hillsborough	HILLSBOROUGH-FALKENBURG ROAD	HILLSBOROUGH CO. - SOUTH - CENTRAL COUNTY REUSE SYSTEM	FL0040614	HI	12	10.63
Hillsborough	HILLSBOROUGH-NORTHWEST WRF	HILLSBOROUGH CO.-NORTHWEST REUSE SYSTEM	FL0041670	HI	12	9.04
Hillsborough	HILLSBOROUGH-RIVER OAKS AWWTP	HILLSBOROUGH CO.-NORTHWEST REUSE SYSTEM	FL0027821	HI	10	7.31
Hillsborough	HILLSBOROUGH-SOUTH COUNTY REGIONAL WWTP	HILLSBOROUGH CO. - SOUTH - CENTRAL COUNTY REUSE SYSTEM	FL0028061	HI	10	5.84
Hillsborough	HILLSBOROUGH-VALRICO AWWTP	HILLSBOROUGH CO. - SOUTH - CENTRAL COUNTY REUSE SYSTEM	FL0040983	HI	12	7.23
Hillsborough	HILLSBOROUGH-VAN DYKE WWTP	HILLSBOROUGH CO.-NORTHWEST REUSE SYSTEM	FLA012234	HI	1.7	1.22
Hillsborough	HOWARD F. CURREN AWTP	TAMPA, CITY OF-HOWARD F. CURREN	FL0020940	HI	96	57.19
Hillsborough	MACDILL AFB WWTP	MACDILL AIR FORCE BASE	FLA012124	HI	1.2	0.524
Hillsborough	PLANT CITY WRF	PLANT CITY WRF	FL0026557	HI	10	5.181
Hillsborough	RICE CREEK WWTF	RICE CREEK UTILITY COMPANY	FL0122076	IM	0.225	0.111
Hillsborough	RIVERSIDE CLUB WWTP	RIVERSIDE CLUB	FLA012169	BA	0.12	0.06
Hillsborough	WINDEMERE	WINDEMERE UTILITY INC. (SCARECROW UTILITY)	FLA012138	BA	0.185	0.12
Indian River	IRCUD-BLUE CYPRESS	IRCUD-WEST REGIONAL	FLA010439	HI	0.02	0.001

Florida Department of Environmental Protection
2018 Reuse Inventory

County	WWTF Name*	Reuse System Name	WAFR ID	Disinfection	WWTF Capacity** (mgd)	WWTF Flow (mgd)
Indian River	IRCUD-CENTRAL (GIFFORD) WWTF	IRCUD-WEST REGIONAL	FLA010431	HI	4	2.21
Indian River	IRCUD-SOUTH REGIONAL WWTF	IRCUD-WEST REGIONAL	FLA010435	HI	2	0.792
Indian River	IRCUD-WEST REGIONAL WWTF	IRCUD-WEST REGIONAL	FL0041637	HI	6	2.1
Indian River	VERO BEACH WWTF	VERO BEACH, CITY OF	FLA021661	HI	4.5	3.493
Jackson	CITY OF MARIANNA	MARIANNA, CITY OF WWTP	FLA101141	BA	4	1.696
Jackson	COTTONDALE WWTP	COTTONDALE, CITY OF	FLA101168	BA	0.25	0.1
Jackson	JACKSON CORRECTIONAL INSTITUTION	JACKSON CORRECTIONAL INSTITUTION	FLA010127	BA	0.275	0.212
Jackson	SNEADS, TOWN OF STP	SNEADS, TOWN OF	FLA010115	BA	0.733	0.35
Jackson	TOWN OF GRAND RIDGE WWTF	GRAND RIDGE, TOWN OF	FLA546429	BA	0.205	0.063
Jefferson	JEFFERSON CORRECTIONAL INSTITUTION	JEFFERSON CORRECTIONAL INSTITUTION	FLA011642	HI	0.25	0.15
Jefferson	MONTICELLO, CITY OF WWTP	MONTICELLO, CITY OF	FL0027839	BA	0.8	0.276
Lafayette	MAYO WWTF	MAYO, TOWN OF	FLA011643	BA	0.15	0.078
Lafayette	MAYO CORRECTIONAL INSTITUTION	MAYO CORRECTIONAL INSTITUTION	FLA011646	BA	0.495	0.119
Lake	CLERBROOK RV RESORTS	CLERBROOK RV RESORTS	FLA010538	BA	0.12	0.048
Lake	CLERMONT-EAST	CLERMONT-EAST	FLA010515	HI	4	2.897
Lake	EUSTIS BATES AVENUE WWTF	EUSTIS, CITY OF	FLA010507	HI	2.4	1.427
Lake	EUSTIS EASTERN WWTF	EUSTIS, CITY OF	FLA295965	HI	0.3	0.178
Lake	GROVELAND SAMPEY RD. WWTF	GROVELAND-SAMPEY RD.	FLA010513	HI	1	0.755
Lake	GROVELAND-SUNSHINE PARKWAY WWTF	GROVELAND-SUNSHINE PARKWAY	FLA010656	HI	1	0.448
Lake	LADY LAKE WWTF	LADY LAKE WWTF	FLA399761	HB	1	0.327
Lake	LAKE CORRECTIONAL INSTITUTION	LAKE CORRECTIONAL INSTITUTION	FLA010660	BA	0.18	0.18
Lake	LAKE GROVES WWTF	LAKE GROVES UTILITIES	FLA010630	HI	0.999	0.522
Lake	LEESBURG-CANAL STREET	LEESBURG, CITY OF	FLA105066	HB	3.5	2.3
Lake	LEESBURG-TURNPIKE	LEESBURG, CITY OF	FLA105147	HB	4.5	1.3
Lake	MID-FLORIDA LAKES	MID-FLORIDA LAKES	FLA010657	BA	0.18	0.099
Lake	MINNEOLA, CITY OF	MINNEOLA, CITY OF	FLA356344	HI	0.499	0.239
Lake	MOUNT DORA #1 WWTF	MOUNT DORA, CITY OF	FLA010508	HI	1.5	0.72
Lake	MOUNT DORA #2 WWTF (JAMES SNELL)	MOUNT DORA, CITY OF	FLA268542	HI	1.25	0.585
Lake	OAK SPRINGS MHP	OAK SPRINGS MHP	FLA010629	BA	0.15	0.036
Lake	PENNBROOKE WWTF	PENNBROOKE UTILITIES INC.	FLA010570	HI	0.18	0.063
Lake	PINE ISLAND WWTF	PINE ISLAND WWTF	FLA297631	HI	0.225	0.003
Lake	SOUTHLAKE UTILITIES WWTF	SOUTHLAKE COMMUNITY	FLA010634	BA	1.15	0.83
Lake	ST. JOHNS RIVER UTILITY WWTF	ST. JOHNS RIVER UTILITY (ASTOR PARK)	FLA187496	BA	0.3	0.147
Lake	THE VILLAGES-VILLAGES WWTF	THE VILLAGES-VILLAGES	FLA010555	HI	1.64	0.947
Lake	UMATILLA, CITY OF WWTF	UMATILLA, CITY OF	FLA010505	BA	0.3	0.17

Florida Department of Environmental Protection
2018 Reuse Inventory

County	WWTF Name*	Reuse System Name	WAFR ID	Disinfection	WWTF Capacity** (mgd)	WWTF Flow (mgd)
Lake	WATER OAK ESTATES WWTP	WATER OAK ESTATES	FLA010529	BA	0.2	0.066
Lake	WOODLEA ROAD WRF	TAVARES/WOODLEA ROAD	FLA010509	BA	3	1.471
Lee	BONITA SPRINGS EAST WRF	BONITA SPRINGS-RESOURCE CONSERVATION SYS.	FLA012343	HI	4	2.908
Lee	BONITA SPRINGS WEST WRF	BONITA SPRINGS-RESOURCE CONSERVATION SYS.	FLA014443	HI	7	1.723
Lee	CAPE CORAL-EVEREST PARKWAY	CAPE CORAL, WATER INDEPENDENCE FOR	FL0030007	HI	13.4	6.98
Lee	CAPE CORAL-SOUTHWEST WRF	CAPE CORAL, WATER INDEPENDENCE FOR	FLA455458	HI	15	6.45
Lee	CITRUS PARK-NORTH	CITRUS PARK-NORTH	FLA014477	BA	0.199	0.094
Lee	CROSS CREEK WWTF	CROSS CREEK COUNTRY CLUB	FLA014505	HI	0.249	0.095
Lee	EAGLE RIDGE WWTF	EAGLE RIDGE	FLA014498	HI	0.318	0.208
Lee	FGUA-DEL PRADO WWTF	FGUA-DEL PRADO WWTF (FKA NORTH FORT MYERS UTILITY)	FLA014548	HI	4.25	2.823
Lee	FGUA-LAKE FAIRWAYS FFEC SIX	FGUA-LAKE FAIRWAYS FFEC SIX	FLA014463	HI	0.3	0.14
Lee	FGUA-LEHIGH ACRES WWTP	FGUA-LEHIGH ACRES	FLA014565	HB	3	2.011
Lee	FGUA-SOUTH SEAS PLANTATION WWTF	FGUA-SOUTH SEAS PLANTATION	FLA014686	HI	0.264	0.14
Lee	FIDDLESTICKS COUNTRY CLUB	FIDDLESTICKS COUNTRY CLUB	FLA014484	HI	0.15	0.067
Lee	FOREST UTILITIES WWTF	FOREST UTILITIES	FLA014478	HI	0.8	0.411
Lee	FORT MYERS CENTRAL WWTF	FORT MYERS CITY CENTRAL	FL0021261	BA	11	5.81
Lee	GASPARILLA ISLAND WWTF	GASPARILLA ISLAND WATER	FLA014641	HI	0.705	0.379
Lee	HUNTER'S RIDGE WWTF	HUNTER'S RIDGE	FLA014541	HI	0.1	0.046
Lee	LEE CO.-FIESTA VILLAGE	LEE CO.-FIESTA VILLAGE	FL0039829	HI	5	2.241
Lee	LEE CO.-FIESTA VILLAGE	LEE CO.-FORT MYERS BEACH	FL0039829	HI		0.896
Lee	LEE CO.-FORT MYERS BEACH	LEE CO.-FORT MYERS BEACH	FLA144215	HI	6	3.287
Lee	LEE CO.-GATEWAY WRF	LEE CO.-GATEWAY SERVICES DISTRICT	FLA014542	HI	3	1.396
Lee	LEE CO.-PINE ISLAND WWTF	LEE CO.-PINE ISLAND WWTP	FLA176460	HI	0.492	0.123
Lee	LEE CO.-THREE OAKS WWTF	LEE CO.-THREE OAKS	FLA145190	HI	6	3.267
Lee	SANIBEL-DONAX WRF	SANIBEL-DONAX	FLA014430	HI	2.375	1.356
Leon	TALLAHASSEE, CITY OF-T.P. SMITH WWTF	TALLAHASSEE, CITY OF-T.P. SMITH	FLA010139	HI	26.5	19.342
Leon	TALQUIN-KILLEARN LAKES WWTF	TALQUIN-KILLEARN LAKES SUBDIVISION	FLA010173	BA	0.7	0.533
Leon	TALQUIN-LAKE JACKSON	TALQUIN-LAKE JACKSON	FLA010171	BA	0.5	0.289
Leon	TALQUIN-MEADOWS-AT-WOODRUN WWTF	TALQUIN-MEADOWS-AT-WOODRUN	FLA010159	HI	0.098	0.052
Leon	TALQUIN-SANDSTONE RANCH WWTF	TALQUIN-SANDSTONE RANCH SUBDIVISION	FLA010167	BA	0.071	0.045
Levy	CEDAR KEY WRF	CEDAR KEY	FL0031216	HI	0.18	0.092
Levy	CHIEFLAND WWTF	CHIEFLAND	FLA011648	BA	0.475	0.239
Levy	WILLISTON WWTF	WILLISTON, CITY OF	FLA012612	BA	0.45	0.199
Liberty	BRISTOL, CITY OF WWTF	BRISTOL, CITY OF	FLA284602	BA	0.25	0.116

Florida Department of Environmental Protection
2018 Reuse Inventory

County	WWTF Name*	Reuse System Name	WAFR ID	Disinfection	WWTF Capacity** (mgd)	WWTF Flow (mgd)
Liberty	LIBERTY CORRECTIONAL INSTITUTION	LIBERTY CORRECTIONAL INSTITUTION	FLA010179	BA	0.28	0.179
Madison	GREENVILLE, TOWN OF	GREENVILLE, TOWN OF	FLA011658	BA	0.15	0.094
Madison	MADISON WWTF	MADISON, CITY OF	FLA116572	BA	1.37	0.721
Manatee	BRADENTON WWTF	BRADENTON, CITY OF	FL0021369	HI	9	4.64
Manatee	BRADENTON WWTF	BRADEN RIVER UTILITIES MASTER REUSE	FL0021369	HI		0.8
Manatee	MANATEE-NORTH WRF	MANATEE CO. MASTER REUSE SYSTEM	FLA012617	HI	7.5	3.6
Manatee	MANATEE-SOUTHEAST WRF	MANATEE CO. MASTER REUSE SYSTEM	FLA012618	HI	11	7.3
Manatee	MANATEE-SOUTHWEST WRF	MANATEE CO. MASTER REUSE SYSTEM	FLA012619	HI	15	9.52
Manatee	MANATEE-SOUTHWEST WRF	BRADEN RIVER UTILITIES MASTER REUSE	FLA012619	HI		0.68
Manatee	PALMETTO WWTF	PALMETTO, CITY OF	FL0020401	HI	2.4	1.307
Manatee	SARASOTA, CITY OF AWWTP	BRADEN RIVER UTILITIES MASTER REUSE	FL0040771	HI		4.57
Marion	BELLEVIEW, CITY OF WWTP	BELLEVIEW, CITY OF	FLA010678	HI	0.76	0.413
Marion	CITY OF DUNNELLO WWTF	DUNNELLO, CITY OF	FLA126594	BA	0.335	0.179
Marion	JULIETTE FALLS	JULIETTE FALLS	FLA490415	HI	0.1	0
Marion	MARION CO.-NW REGIONAL WWTF	MARION CO.-NW REGIONAL (GOLDEN OCALA)	FLA272060	HB	0.2	0.06
Marion	MARION CO.-OAK RUN	MARION CO.-OAK RUN	FLA012697	HB	1.6	0.848
Marion	MARION CO.-SILVER SPRINGS SHORES	MARION CO.-SILVER SPRINGS SHORES	FLA296651	HB	1.5	1.246
Marion	MARION CO.-STONECREST WWTF	MARION CO.-STONECREST	FLA010741	HI	0.6	0.189
Marion	MARION CORRECTIONAL INSTITUTION	MARION CORRECTIONAL INSTITUTION	FLA010789	HI	0.743	0.644
Marion	MARION LANDING	MARION LANDING	FLA012699	BA	0.095	0.057
Marion	OCALA WRF #1	OCALA WRF #1	FLA010677	HI	0	0
Marion	OCALA WRF #2	OCALA WRF #2	FLA010680	HB	6.63	3.385
Marion	OCALA WRF #3	OCALA WRF #3	FLA190268	HI	4	2.241
Marion	ON TOP OF THE WORLD/BAY LAUREL	ON TOP OF THE WORLD/BAY LAUREL	FLA012683	HI	1.25	0.643
Marion	RAINBOW SPRINGS WRF	RAINBOW SPRINGS FIFTH REPLAT WWTF	FLA012693	BA	0.23	0.129
Marion	ROLLING GREENS	ROLLING GREENS	FLA010757	BA	0.25	0.055
Martin	INDIANTOWN WWTF	INDIANTOWN COMPANY	FLA029939	BA	0.75	0.389
Martin	MARTIN CO. UTILITIES-NORTH WWTF	MARTIN CO.-NORTH	FLA043192	HI	2.76	1.397
Martin	MARTIN CO.-TROPICAL FARMS WWTF	MARTIN CO.-SOUTH (TROPICAL FARMS)	FL0043214	HI	5.9	3.617
Martin	MARTIN CORRECTIONAL INSTITUTION	MARTIN CORRECTIONAL INSTITUTION	FLA013881	HI	0.37	0.277
Martin	SAILFISH POINT WWTF	SAILFISH POINT	FLA017466	HI	0.25	0.081
Martin	SOUTH MARTIN REGIONAL UTILITY	SOUTH MARTIN REGIONAL UTILITY	FLA013859	HI	1.4	0.843
Martin	STUART, CITY OF WWTF	STUART, CITY OF	FLA041459	HI	4	1.789
Miami-Dade	HOMESTEAD, CITY OF WWTF	HOMESTEAD, CITY OF	FLA013609	HI	4.5	4.562
Miami-Dade	MDWASD CENTRAL DISTRICT	MDWASD CENTRAL DISTRICT	FL0024805	HB	143	105.66

Florida Department of Environmental Protection
2018 Reuse Inventory

County	WWTF Name*	Reuse System Name	WAFR ID	Disinfection	WWTF Capacity** (mgd)	WWTF Flow (mgd)
Miami-Dade	MDWASD NORTH DISTRICT WWTP	MDWASD NORTH DISTRICT	FL0032182	HB	120	89.92
Miami-Dade	MDWASD SOUTH DISTRICT WWTF	MDWASD SOUTH DISTRICT	FLA042137	HB	112.5	99.87
Monroe	BIG COPPITT WWTF	FKAA-BIG COPPITT	FLA567591	HI	0.411	0.188
Monroe	DUCK KEY WWTP	FKAA-DUCK KEY (HAWKS CAY)	FLA014772	HI	0.274	0.14
Monroe	KEY COLONY BEACH, CITY OF WWTF	KEY COLONY BEACH, CITY OF	FLA014720	HI	0.34	0.16
Monroe	KEY WEST RESORT UTILITY	KEY WEST RESORT UTILITY	FLA014951	HI	0.849	0.531
Monroe	MARATHON AREA 3 WWTF	MARATHON AREA 3 WWTF	FLA642851	HI	0.25	0.153
Monroe	MARATHON AREA 4 WWTF	MARATHON AREA 4 WWTF	FLA550973	HI	0.4	0.245
Monroe	MARATHON AREA 5 WWTF	MARATHON AREA 5 WWTF	FLA187364	HB	0.45	0.241
Monroe	MARATHON AREA 7 WWTF	MARATHON AREA 7 WWTF	FLA705250	HI	0.2	0.046
Monroe	NORTH KEY LARGO WWTF AT OCEAN REEF	NORTH KEY LARGO WWTF AT OCEAN REEF	FLA015009	HI	0.499	0.225
Nassau	HILLIARD WWTF	HILLIARD, TOWN OF	FL0043079	BA	0.48	0.331
Nassau	JEA-NASSAU REGIONAL WWTF	JEA-NASSAU REGIONAL (SUN RAY)	FL0116793	HI	1.55	1.203
Nassau	NASSAU AMELIA UTILITIES WWTF	NASSAU AMELIA UTILITIES	FLA011688	HI	0.95	0.741
Okaloosa	CRESTVIEW WWTP	CRESTVIEW, CITY OF	FLA010193	BA	2.75	1.6
Okaloosa	DESTIN WATER USERS-GEORGE FRENCH WRF	DESTIN WATER USERS	FLA010194	HI	6	3.323
Okaloosa	FORT WALTON BEACH GENERAL REUSE SERVICE AREA	FORT WALTON BEACH GENERAL REUSE SERVICE AREA	FLA101923	HI	2.2	0
Okaloosa	HURLBURT FIELD AIR FORCE BASE	HURLBURT FIELD AIR FORCE BASE	FL0003174	BA	1	0.557
Okaloosa	HURLBURT FIELD AIR FORCE BASE	FORT WALTON BEACH GENERAL REUSE SERVICE AREA	FL0003174	HI		0.001
Okaloosa	JERRY D. MITCHEM WRF AT BOB SIKES IND. PARK	OKALOOSA-BOB SIKES INDUSTRIAL PARK	FLA010181	BA	0.391	0.116
Okaloosa	MARY ESTHER, CITY OF WWTP	MARY ESTHER, CITY OF	FLA010191	BA	1.1	0.441
Okaloosa	NICEVILLE NV REGIONAL WWTP	NICEVILLE-NV REGIONAL (VALPARAISO)	FLA010185	HB	3.35	2.635
Okaloosa	OKALOOSA CORRECTIONAL WTP	OKALOOSA CORRECTIONAL INSTITUTION	FLA010202	BA	0.225	0.166
Okaloosa	OKALOOSA-ARBENNIE PRITCHETT WRF	OKALOOSA-ARBENNIE PRITCHETT	FLA485942	HB	12	6.6
Okaloosa	OKALOOSA-ARBENNIE PRITCHETT WRF	FORT WALTON BEACH GENERAL REUSE SERVICE AREA	FLA485942	HI		0.305
Okaloosa	OKALOOSA-RUSSELL STEPHENSON	OKALOOSA-RUSSELL STEPHENSON	FLA010182	BA	0.98	0.543
Okeechobee	OKEECHOBEE CORRECTIONAL INSTTUTION	OKEECHOBEE CORRECTIONAL INSTITUTION	FLA013940	BA	0.2	0.17
Okeechobee	OKEECHOBEE WWTF	OKEECHOBEE UTILITY AUTHORITY	FLA013888	HI	3	0.46
Orange	ALTAMONTE SPRINGS REGIONAL WRF (PROJECT APRICOT)	APOPKA-PROJECT ARROW	FL0033251	HI		1.598
Orange	APOPKA WRF-PROJECT ARROW	APOPKA-PROJECT ARROW	FLA010818	HI	4.5	3.477
Orange	FAIRWAYS COUNTRY CLUB	FAIRWAYS COUNTRY CLUB	FLA010823	HI	0.15	0.146
Orange	GULFSTREAM HARBOR MOBILE HOME PARK	GULFSTREAM HARBOR MOBILE HOME PARK	FLA010835	BA	0.1	0.056

Florida Department of Environmental Protection
2018 Reuse Inventory

County	WWTF Name*	Reuse System Name	WAFR ID	Disinfection	WWTF Capacity** (mgd)	WWTF Flow (mgd)
Orange	OCOE WWTF	OCOE, CITY OF	FLA010815	HB	3	1.74
Orange	OCUD-EASTERN WRF	OCUD-EASTERN SERVICE AREA	FL0038849	HI	19	19.266
Orange	OCUD-EASTERN WRF	ORLANDO-WATER CONSERV I	FL0038849	HI		
Orange	OCUD-NORTHWEST WRF	OCOE, CITY OF	FLA010798	HI		1.48
Orange	OCUD-NORTHWEST WRF	APOPKA-PROJECT ARROW	FLA010798	HI		1.238
Orange	OCUD-NORTHWEST WRF	OCUD-NORTHWEST SERVICE AREA	FLA010798	HI	11.25	3.52
Orange	OCUD-SOUTH WRF	OCUD-SOUTH SERVICE AREA	FLA107972	HB	43	6.23
Orange	OCUD-SOUTH WRF	ORLANDO-WATER CONSERV II	FLA107972	HI		18.717
Orange	ORLANDO- CONSERV II WRF	OCOE, CITY OF	FLA010814	HI		0.38
Orange	ORLANDO- CONSERV II WRF	ORLANDO-WATER CONSERV II	FLA010814	HI	25	15.492
Orange	ORLANDO-IRON BRIDGE	OCUD-EASTERN SERVICE AREA	FL0037966	HI		0
Orange	ORLANDO-IRON BRIDGE	ORLANDO-WATER CONSERV I	FL0037966	HI		4.45
Orange	ORLANDO-WATER CONSERV I	ORLANDO-WATER CONSERV I	FLA010816	HI	7.5	3.06
Orange	ORLANDO-WATER CONSERV I	OCUD-EASTERN SERVICE AREA	FLA010816	HI		1.97
Orange	REEDY CREEK IMPROVEMENT DISTRICT	REEDY CREEK IMPROVEMENT DISTRICT	FLA108219	HI	20	14.211
Orange	ROCK SPRINGS MOBILE HOME PARK	ROCK SPRINGS MOBILE HOME PARK	FLA010871	BA	0.15	0.082
Orange	WEDGEFIELD WWTF	WEDGEFIELD SUBDIVISION	FLA010900	HI	0.33	0.214
Orange	WEKIVA HUNT CLUB WWTF	APOPKA-PROJECT ARROW	FL0036251	HI		1.221
Orange	WINTER GARDEN WWTF	WINTER GARDEN, CITY OF	FL0020109	HB	4.75	3.14
Orange	WINTER PARK ESTATES WWTF	WINTER PARK, CITY OF	FLA010819	HI	0.75	0.344
Osceola	KISSIMMEE GOOD SAMARITAN RETIREMENT VILLAGE	KISSIMMEE GOOD SAMARITAN RETIREMENT VILLAGE	FLA010974	HI	0.3	0.164
Osceola	ST. CLOUD-SOUTHSIDE #2 WWTF	ST. CLOUD-SOUTHSIDE #2	FLA010962	HI	6	3.769
Osceola	TOHO-CAMELOT WRF	TOHO-CAMELOT	FLA010983	HI	5	4.037
Osceola	TOHO-CYPRESS WEST	TOHO-POINCIANA	FLA109843	HI	3	2.977
Osceola	TOHO-HARMONY WWTF	TOHO-HARMONY	FLA267872	HI	0.499	0.148
Osceola	TOHO-LAKE MARION	TOHO-POINCIANA	FLA010979	HB	1.5	1.494
Osceola	TOHO-PARKWAY	TOHO-PARKWAY	FLA010960	HI	1.5	0.95
Osceola	TOHO-SANDHILL ROAD	TOHO-SANDHILL ROAD	FLA010958	HI	6	4.636
Osceola	TOHO-SOUTH BERMUDA WRF	TOHO-CAMELOT	FLA010957	HI	13	11.42
Osceola	TOHO-WALNUT	TOHO-POINCIANA	FL0036862	HI	0.85	0.786
Palm Beach	BOCA RATON, CITY OF WWTF	BOCA RATON, CITY OF (PROJECT IRIS)	FL0026344	HI	17.5	15.24
Palm Beach	LOXAHATCHEE RIVER DISTRICT	LOXAHATCHEE ENV. CONTROL DIST.	FL0034649	HI	11	6.83
Palm Beach	PALM BEACH CO SOUTHERN REGION WRF	PALM BEACH CO. SOUTHERN REGION	FL0041424	HI	35	20.95
Palm Beach	PALM BEACH CO.-CENTRAL REGION RWF	PALM BEACH CO.-CENTRAL REGION RWF	FL0471275	HI	3	0.194

Florida Department of Environmental Protection
2018 Reuse Inventory

County	WWTF Name*	Reuse System Name	WAFR ID	Disinfection	WWTF Capacity** (mgd)	WWTF Flow (mgd)
Palm Beach	PALM BEACH CO.-WESTERN REGION NORTH WWTF	PALM BEACH CO.-WESTERN REGION NORTH (FKA PAHOKEE WWTP)	FLA136778	BA	1.2	1.126
Palm Beach	PALM BEACH CO.-WESTERN REGION WWTF	PALM BEACH CO.-WESTERN REGION (BELLE GLADE)	FLA027740	BA	6.5	2.566
Palm Beach	SEACOAST UTILITIES PGA	SEACOAST UTILITIES PGA	FL0038768	HI	12	7.77
Palm Beach	SEACOAST UTILITIES PGA	LOXAHATCHEE ENV. CONTROL DIST.	FL0038768	HI		1.4
Palm Beach	SOUTH CENTRAL REGIONAL WWTP	SOUTH CENTRAL REGIONAL	FL0035980	HB	24	17
Palm Beach	WELLINGTON WWTP (ACME)	VILLAGE OF WELLINGTON WWTP	FLA042595	HI	6.5	3.58
Palm Beach	WEST PALM BEACH-EAST CENTRAL REGIONAL WWTP	WEST PALM BEACH-EAST CENTRAL REGIONAL	FLA041360	HB	70	44.34
Palm Beach	WEST PALM BEACH-EAST CENTRAL REGIONAL WWTP	PALM BEACH CO.-CENTRAL REGION RWF	FLA041360	HI		0
Pasco	NEW PORT RICHEY CITY OF WWTF	PASCO CO. MASTER REUSE SYSTEM	FL0127434	HI		3.825
Pasco	DADE CITY WWTP	DADE CITY, CITY OF	FLA012742	HB	1.5	0.682
Pasco	FGUA-JASMINE LAKES WWTF	FGUA-JASMINE LAKES	FLA012768	BA	0.308	0.234
Pasco	FGUA-PALM TERRACE GARDENS WWTF	FGUA-PALM TERRACE GARDENS	FLA012773	BA	0.13	0.107
Pasco	FGUA-SEVEN SPRINGS WWTF	FGUA-SEVEN SPRINGS WWTF	FLA012752	HI	2.5	1.78
Pasco	FOREST LAKE ESTATES WWTP	FOREST LAKE ESTATES	FLA012801	BA	0.216	0.042
Pasco	NEW PORT RICHEY CITY OF WWTF	NEW PORT RICHEY, CITY OF	FL0127434	HI	7.5	1.753
Pasco	PASCO CO.-EMBASSY HILLS	PASCO CO. MASTER REUSE SYSTEM	FLA012735	HI	3.5	1.412
Pasco	PASCO CO.-LAND O'LAKES SUBREGIONAL WWTF	PASCO CO. MASTER REUSE SYSTEM	FLA012731	HI	3.5	2.391
Pasco	PASCO CO.-SHADY HILLS SUBREGIONAL WWTF	PASCO CO. MASTER REUSE SYSTEM	FLA012741	HI	14	8.661
Pasco	PASCO CO.-SOUTHEAST PASCO SUBREGIONAL WWTF	PASCO CO. MASTER REUSE SYSTEM	FLA012737	HI	3	2.417
Pasco	PASCO CO.-WESLEY CENTER SUBREGIONAL WWTF	PASCO CO. MASTER REUSE SYSTEM	FLA016094	HI	6	5.065
Pasco	TRAVELER'S REST RV RESORT	TRAVELER'S REST RV PARK WWTP	FLA012831	BA	0.1	0.045
Pasco	ZEPHYRHILLS, CITY OF	ZEPHYRHILLS, CITY OF	FLA012744	HI	4.5	1.593
Pinellas	CITY OF DUNEDIN AWWTF	DUNEDIN, CITY OF-MAINLAND	FL0021326	HI	6	4.2
Pinellas	CLEARWATER CITY OF EAST WRF	CLEARWATER CITY OF MASTER REUSE SYSTEM	FL0021865	HI	5	2.66
Pinellas	CLEARWATER CITY OF MARSHALL STREET AWWTF	CLEARWATER CITY OF MASTER REUSE SYSTEM	FL0021857	HI	10	5.8
Pinellas	CLEARWATER CITY OF NORTHEAST WRF	CLEARWATER CITY OF MASTER REUSE SYSTEM	FL0128937	HI	13.5	6.15
Pinellas	CLEARWATER CITY OF NORTHEAST WRF	PINELLAS CO.-WILLIAM E. DUNN WATER RECLAMATION FACILITY	FL0128937	HI		0.32
Pinellas	LARGO, CITY OF	LARGO, CITY OF	FL0026603	HI	18	11.96
Pinellas	OLDSMAR, CITY OF AWWTF	OLDSMAR, CITY OF	FL0027651	HI	2.25	1.445

Florida Department of Environmental Protection
2018 Reuse Inventory

County	WWTF Name*	Reuse System Name	WAFR ID	Disinfection	WWTF Capacity** (mgd)	WWTF Flow (mgd)
Pinellas	OLDSMAR, CITY OF AWWTF	PINELLAS CO.-WILLIAM E. DUNN WATER RECLAMATION FACILITY	FL0027651	HI		0.18
Pinellas	ON TOP OF THE WORLD	ON TOP OF THE WORLD	FLA012905	HI	0.6	0.466
Pinellas	PINELLAS CO.-SOUTH CROSS BAYOU	PINELLAS CO.-SOUTH CROSS BAYOU	FL0040436	HI	33	23.46
Pinellas	PINELLAS CO.-WILLIAM E. DUNN WATER RECLAMATION FACILITY	PINELLAS CO.-WILLIAM E. DUNN WATER RECLAMATION FACILITY	FL0128775	HI	9	6.61
Pinellas	ST. PETERSBURG NORTHEAST WRF	ST. PETERSBURG MASTER URBAN REUSE SYSTEM	FLA128856	HI	16	8.056
Pinellas	ST. PETERSBURG NORTHWEST WRF	ST. PETERSBURG MASTER URBAN REUSE SYSTEM	FLA128821	HI	20	9.841
Pinellas	ST. PETERSBURG SOUTHWEST WRF	ST. PETERSBURG MASTER URBAN REUSE SYSTEM	FLA128848	HI	20	15.73
Pinellas	TARPON SPRINGS WWTF	TARPON SPRINGS, CITY OF	FL0030406	HI	4	1.97
Polk	AUBURNDALE, CITY OF-ALLRED WWTP	AUBURNDALE, CITY OF-ALLRED	FL0021466	HI	1.4	0.522
Polk	AUBURNDALE, CITY OF-REGIONAL WWTP	AUBURNDALE, CITY OF-REGIONAL	FLA016559	HI	2.67	1.424
Polk	BARTOW, CITY OF	BARTOW, CITY OF	FLA012976	BA	4	2.588
Polk	CARDINAL HILL WWTF	CARDINAL HILL (FKA POLK CITY INTERIM)	FLA489093	BA	0.285	0.153
Polk	CAREFREE RV COUNTRY CLUB WWTF	CAREFREE RV COUNTRY CLUB WWTF	FLA013093	HI	0.075	0.024
Polk	CITY OF DAVENPORT WWTP	DAVENPORT, CITY OF	FLA377392	BA	0.525	0.166
Polk	CITY OF FORT MEADE WWTF	FORT MEADE, CITY OF	FLA016529	BA	1	0.534
Polk	CITY OF LAKE ALFRED WWTF	LAKE ALFRED, CITY OF	FLA012975	HB	0.9	0.47
Polk	CYPRESS LAKES WWTP	CYPRESS LAKES UTILITIES, INC.	FLA013123	HI	0.19	0.105
Polk	DUNDEE REGIONAL WWTF	DUNDEE, TOWN OF	FLA180416	BA	0.7	0.13
Polk	FROSTPROOF, CITY OF WWTF	FROSTPROOF, CITY OF	FLA012983	BA	0.25	0.173
Polk	GOLD COAST UTILITY WWTF	GOLD COAST UTILITY	FLA110434	BA	0.25	0.111
Polk	GRENELEFE UTILITIES	GRENELEFE UTILITIES	FLA013016	BA	0.34	0.138
Polk	HAINES CITY	HAINES CITY	FLA012977	HI	2.97	1.794
Polk	LAKE WALES, CITY OF WWTP	LAKE WALES, CITY OF	FLA129844	HI	2.19	1.139
Polk	LAKELAND, CITY OF-GLENDALE WRF	LAKELAND, CITY OF	FL0039772	BA	13.7	10.68
Polk	LAKELAND, CITY OF-NORTHSIDE WRF	LAKELAND, CITY OF	FLA012985	BA	8	4.07
Polk	MULBERRY CITY OF	MULBERRY CITY OF	FL0020338	HI	0.75	0.25
Polk	OUTDOOR RESORTS AT ORLANDO WWTF	OUTDOOR RESORTS AT ORLANDO	FLA011047	BA	0.125	0.122
Polk	POLK CO.-NORTHEAST REGIONAL	POLK CO.-NORTHEAST REGIONAL	FLA012967	HI	4.75	3.267
Polk	POLK CO.-NORTHWEST REGIONAL	POLK CO.-NORTHWEST REGIONAL	FLA178667	HI	1.515	0.887
Polk	POLK CO.-SOUTHWEST REGIONAL WWTP	LAKELAND, CITY OF	FLA012954	HI		0.999
Polk	POLK CO.-SOUTHWEST REGIONAL WWTP	POLK CO.-SOUTHWEST REGIONAL WWTP	FLA012954	HI	4	0.964
Polk	POLK CO.-SUN RAY WWTF	POLK CO.-SUN RAY	FLA012949	BA	1	0.367
Polk	POLK CO.-WAVERLY WWTF	POLK CO.-WAVERLY	FLA012968	BA	0.13	0.029

Florida Department of Environmental Protection
2018 Reuse Inventory

County	WWTF Name*	Reuse System Name	WAFR ID	Disinfection	WWTF Capacity** (mgd)	WWTF Flow (mgd)
Polk	POLK CORRECTIONAL INSTITUTION WWTF	POLK CORRECTIONAL INSTITUTION	FLA013360	BA	0.313	0.146
Polk	STREAMSONG WWTF	STREAMSONG WWTF	FLA760838	HI	0.1	0.024
Polk	SWEETWATER GOLF & TENNIS CLUB WWTP	SWEETWATER GOLF & TENNIS CLUB	FLA013082	HI	0.07	0.051
Polk	SWISS GOLF CLUB WWTF	SWISS GOLF CLUB	FLA013103	BA	0.176	0.088
Polk	SWISS VILLAGE WWTF	SWISS VILLAGE MOBILE HOME PARK	FLA013102	BA	0.141	0.05
Polk	WINTER HAVEN, CITY OF WWTP #2	WINTER HAVEN, CITY OF	FLA129747	HI	1.7	0.898
Polk	WINTER HAVEN, CITY OF WWTP #3	WINTER HAVEN, CITY OF	FL0036048	HI	7.5	4.3
Putnam	CRESCENT CITY, CITY OF	CRESCENT CITY, CITY OF	FL0021610	BA	0.35	0.105
Putnam	EAST PUTNAM COUNTY REGIONAL WWTF	EAST PUTNAM COUNTY REGIONAL	FLA667757	BA	0.24	0.143
Putnam	PALATKA, CITY OF	PALATKA, CITY OF	FL0040061	HB	3.5	1.994
Putnam	RIVER PARK MHP	RIVER PARK MHP	FLA117218	HI	0.1	0.033
Santa Rosa	HIGHWAY 191 (SUNDIAL UTILITIES)	HIGHWAY 191 (SUNDIAL UTILITIES)	FLA016779	BA	0.25	0.088
Santa Rosa	HOLLEY WRF	HOLLEY WRF	FLA548464	HI	0.147	0.017
Santa Rosa	HOLLEY-NAVARRE WWTF	HOLLEY-NAVARRE WATER SYSTEMS, INC.	FLA010211	HI	2.99	1.46
Santa Rosa	JAY, TOWN OF WWTP	JAY, TOWN OF	FLA010206	BA	0.12	0.056
Santa Rosa	MILTON WWTF	MILTON, CITY OF	FL0021903	BA	2.5	1.963
Santa Rosa	PACE WATER SYSTEM, INC. WWTF	PACE WATER SYSTEM, INC.	FL0102202	HI	2.1	1.412
Santa Rosa	SANTA ROSA CO.-NAVARRE BEACH WWTF	SANTA ROSA CO.-NAVARRE BEACH	FL0023981	IM	0.9	0.315
Santa Rosa	SOUTH SANTA ROSA UTILITY SYSTEM WWTF (TIGER POINT)	SOUTH SANTA ROSA UTILITY SYSTEM (GULF BREEZE-TIGER POINT)	FLA010212	HI	3.5	1.569
Sarasota	CAMELOT LAKES	CAMELOT LAKES	FLA013390	HI	0.168	0.066
Sarasota	NORTH PORT, CITY OF WWTF	NORTH PORT, CITY OF	FLA013378	HI	4.99	2.5
Sarasota	SARASOTA CO.-BEE RIDGE	SARASOTA CO.-NORTH	FLA013372	HI	8.7	6.8
Sarasota	SARASOTA CO.-CENTRAL COUNTY WRF	SARASOTA CO.-NORTH	FLA013455	HI	5.2	4.3
Sarasota	SARASOTA CO.-VENICE GARDENS	SARASOTA CO.-SOUTH (VENICE GARDENS)	FLA043494	HI	3	2.26
Sarasota	SARASOTA, CITY OF AWWTP	SARASOTA, CITY OF	FL0040771	HI	10.2	2.45
Sarasota	VENICE, CITY OF-EASTSIDE WRF	VENICE, CITY OF-PROJECT WAVE	FL0041441	HI	8	2.546
Sarasota	VENICE, CITY OF-EASTSIDE WRF	SARASOTA CO.-SOUTH (VENICE GARDENS)	FL0041441	HI		0.61
Seminole	ALTAMONTE SPRINGS REGIONAL WRF (PROJECT APRICOT)	ALTAMONTE SPRINGS, CITY OF (PROJECT APRICOT)	FL0033251	HI	12.5	5.592
Seminole	CASSELBERRY WRF	CASSELBERRY, CITY OF	FLA011066	HI	2.2	0.919
Seminole	FGUA-CHULUOTA WWTF	FGUA-CHULUOTA	FLA011076	BA	0.15	0.096
Seminole	FGUA-CHULUOTA WWTF	OVIEDO, CITY OF (ALAFAYA UTILITIES)	FLA011076	HI		0.06
Seminole	ORLANDO-IRON BRIDGE	OVIEDO, CITY OF (ALAFAYA UTILITIES)	FL0037966	HI		1.131
Seminole	ORLANDO-IRON BRIDGE	ORLANDO-IRON BRIDGE	FL0037966	HI	40	17.419

Florida Department of Environmental Protection
2018 Reuse Inventory

County	WWTF Name*	Reuse System Name	WAFR ID	Disinfection	WWTF Capacity** (mgd)	WWTF Flow (mgd)
Seminole	OVIEDO WRF	OVIEDO, CITY OF (ALAFAYA UTILITIES)	FLA011074	HI	2.4	1.565
Seminole	PALM VALLEY MHP WWTF	PALM VALLEY	FLA011085	HI	0.15	0.068
Seminole	SANFORD-NORTH WWTF	SANFORD-NORTH & SOUTH	FL0020141	HI	7.3	5.668
Seminole	SANFORD-SOUTH WRF #2	SANFORD-NORTH & SOUTH	FLA181714	HI	3	1.134
Seminole	SEMINOLE CO.-GREENWOOD LAKES	SEMINOLE CO.-GREENWOOD LAKES	FLA011086	HI	3	2.192
Seminole	SEMINOLE CO.-NORTHWEST	SEMINOLE CO.-NORTHWEST (YANKEE LAKE)	FLA042625	HB	3.5	2.379
Seminole	SHADOW HILLS	SHADOW HILLS (LONGWOOD)	FLA011105	BA	0.47	0.255
Seminole	WEKIVA HUNT CLUB WWTF	ALTAMONTE SPRINGS, CITY OF (PROJECT APRICOT)	FL0036251	HI		0
Seminole	WEKIVA HUNT CLUB WWTF	WEKIVA HUNT CLUB	FL0036251	HI	2.9	1.842
Seminole	WINTER PARK ESTATES WWTF	ORLANDO-IRON BRIDGE	FLA010819	HI		0.155
Seminole	WINTER SPRINGS EAST WWTF	WINTER SPRINGS EAST	FLA011068	HI	2.012	1.04
Seminole	WINTER SPRINGS WEST WWTF	WINTER SPRINGS WEST	FLA011067	HI	2.07	1.43
St. Johns	JEA-PONCE DE LEON WRF	JEA-PONCE DE LEON	FLA011773	BA	0.24	0.041
St. Johns	JEA-PONTE VEDRA WRF	JEA-PONTE VEDRA	FL0117951	HI	0.8	0.444
St. Johns	NORTH BEACH UTILITIES	NORTH BEACH UTILITIES	FLA011765	BA	0.3	0.299
St. Johns	ST. AUGUSTINE WWTF #1	ST. AUGUSTINE, CITY OF	FL0021938	BA	4.95	3.955
St. Johns	ST. JOHNS CO.-ANASTASIA ISLAND WWTF	ST. JOHNS CO.-ANASTASIA ISLAND	FL0038831	HI	4.95	2.731
St. Johns	ST. JOHNS CO.-INNLET BEACH WWTF	ST. JOHNS CO.-INNLET BEACH	FL0044237	HI	0.5	0.308
St. Johns	ST. JOHNS CO.-MAINLAND (S.R. 207)	ST. JOHNS CO.-MAINLAND (S.R. 207)	FL0117471	HI	0.25	0.167
St. Johns	ST. JOHNS CO.-MARSH LANDING WWTF	ST. JOHNS CO.-MARSH LANDING PONTE VEDRA LAKES	FL0044253	HI	0.8	0.573
St. Johns	St. JOHNS CO.-NORTHWEST WWTP	ST. JOHNS CO.-NORTHWEST	FL0670651	HI	3.1	1.121
St. Johns	ST. JOHNS CO.-PLAYERS CLUB SOUTH	ST. JOHNS CO.-PLAYERS CLUB SOUTH	FL0044245	HI	0.7	0.436
St. Johns	ST. JOHNS CO.-SAWGRASS WWTF	ST. JOHNS CO.-SAWGRASS	FL0117897	HI	1.5	0.82
St. Johns	St. JOHNS CO.-STATE ROAD 16 WWTF	ST. JOHNS CO.-NORTHWEST	FL0043109	HI	1.5	0.526
St. Lucie	FORT PIERCE UTILITY AUTHORITY WWTF	FORT PIERCE UTILITY AUTHORITY	FL0027278	BA	10	5.563
St. Lucie	HARBOUR RIDGE WWTF	HARBOUR RIDGE P.U.D.	FLA013986	HI	0.12	0.067
St. Lucie	ISLAND DUNES WWTF	HUTCHINSON-ISLAND DUNES	FLA013980	HI	0.12	0.022
St. Lucie	MEADOWOOD COMMUNITY ASSOCIATION, INC. WWTF (PANTHERWOODS)	MEADOWOOD COMMUNITY (PANTHER WOODS)	FLA013982	HI	0.105	0.061
St. Lucie	PORT ST. LUCIE UTILITY WESTPORT WWTF	PORT ST. LUCIE UTILITY-WESTPORT	FLA139653	HI	6	4.167
St. Lucie	SAVANNA CLUB	SAVANNA CLUB	FLA013958	BA	0.15	0.052
St. Lucie	SPANISH LAKES COUNTRY CLUB	SPANISH LAKES COUNTRY CLUB	FLA013977	BA	0.16	0.091
St. Lucie	SPANISH LAKES FAIRWAYS WWTF	SPANISH LAKES FAIRWAYS	FLA013998	HI	0.25	0.112
St. Lucie	ST. LUCIE CO.-NORTH (HOLIDAY PINES)	ST. LUCIE CO.-NORTH (HOLIDAY PINES)	FLA013969	HI	0.3	0.064

Florida Department of Environmental Protection
2018 Reuse Inventory

County	WWTF Name*	Reuse System Name	WAFR ID	Disinfection	WWTF Capacity** (mgd)	WWTF Flow (mgd)
St. Lucie	ST. LUCIE CO.-NORTH HUTCHINSON	ST. LUCIE CO.-NORTH HUTCHINSON	FLA013946	HI	0.85	0.213
St. Lucie	ST. LUCIE CO.-SOUTH HUTCHINSON ISLAND	ST. LUCIE CO.-SOUTH HUTCHINSON	FL0139475	HI	1.6	0.343
St. Lucie	ST. LUCIE WEST UTILITIES, INC.	ST. LUCIE WEST	FLA013993	HI	2.13	1.384
Sumter	BUSHNELL, CITY OF-DAVID HANSON WWTP	BUSHNELL, CITY OF	FLA188697	BA	0.5	0.323
Sumter	CONTINENTAL COUNTRY CLUB	CONTINENTAL COUNTRY CLUB	FLA043699	BA	0.2	0.121
Sumter	SUMTER CORRECTIONAL INSTITUTIONAL	SUMTER CORRECTIONAL INSTITUTION	FLA013558	HI	0.35	0.314
Sumter	THE VILLAGES-CENTRAL SUMTER UTILITY WWTF	THE VILLAGES-NSU MASTER REUSE SYSTEM	FLA499951	HI	1.6	1.168
Sumter	THE VILLAGES-LITTLE SUMTER UTILITY CO. WWTF	THE VILLAGES-LITTLE SUMTER SERVICE AREA (LSSA)	FLA017133	HI	3	1.781
Sumter	THE VILLAGES-NSU WWTF	THE VILLAGES-NSU MASTER REUSE SYSTEM	FLA281581	HI	2.8	2.1
Sumter	WILDWOOD, CITY OF WWTF	THE VILLAGES-NSU MASTER REUSE SYSTEM	FLA013497	HI		0.949
Sumter	WILDWOOD, CITY OF WWTF	WILDWOOD, CITY OF	FLA013497	HI	3.55	0.345
Suwannee	ADVENT CHRISTIAN VILLAGE	ADVENT CHRISTIAN HOME	FLA011819	BA	0.15	0.044
Suwannee	BRANFORD WWTF	BRANFORD, TOWN OF	FLA011806	BA	0.099	0.056
Suwannee	LIVE OAK, CITY OF WWTF	LIVE OAK, CITY OF	FLA011805	HI	1.82	0.953
Taylor	PERRY, CITY OF	PERRY, CITY OF	FL0026387	HI	1.25	0.937
Taylor	TAYLOR CORRECTIONAL INSTITUTION	TAYLOR CORRECTIONAL INSTITUTION	FLA011831	BA	0.4	0.164
Union	LAKE BUTLER, CITY OF WWTF	LAKE BUTLER, CITY OF	FLA118338	BA	0.7	0.54
Volusia	DAYTONA BEACH-BETHUNE POINT WRF	DAYTONA REUSE IMPLEMENTATION PROJECT (DRIP)	FL0025984	HI	13	5.3
Volusia	DAYTONA BEACH-WESTSIDE REGIONAL WRF	DAYTONA REUSE IMPLEMENTATION PROJECT (DRIP)	FL0111392	HI	15	7.8
Volusia	DELAND-WILEY M. NASH WRF	DELAND, CITY OF	FL0020303	HI	6	3.47
Volusia	DELTONA EASTERN WRF	DELTONA, CITY OF	FLA709883	HI	1	0.467
Volusia	DELTONA LAKES WRF	VCUD-SOUTHWEST WWTF-2	FLA111724	HI		0.22
Volusia	DELTONA LAKES WRF	DELTONA, CITY OF	FLA111724	HI	1.4	0.46
Volusia	EDGEWATER, CITY OF WWTF	EDGEWATER, CITY OF	FL0021431	HI	2.75	1.71
Volusia	HOLLY HILL WWTF	HOLLY HILL, CITY OF	FL0027677	HI	2.4	2.03
Volusia	NEW SMYRNA BEACH WRF	NEW SMYRNA BEACH, CITY OF	FL0172090	HI	7	3.54
Volusia	NORTH PENINSULA UTILITIES WWTF (SEABRIDGE)	NORTH PENINSULA UTILITIES (SEABRIDGE)	FLA011188	BA	0.181	0.047
Volusia	ORMOND BEACH WWTF	ORMOND BEACH	FL0020532	HI	8	4.85
Volusia	PORT ORANGE WWTF	PORT ORANGE, CITY OF	FL0020559	HB	12	6.16
Volusia	TYMBER CREEK	TYMBER CREEK	FLA011193	HI	0.131	0.07
Volusia	VCUD-HALIFAX PLANTATION WWTF	VCUD-HALIFAX PLANTATION WWTF	FLA011131	HI	0.3	0.175
Volusia	VCUD-SOUTHEAST REGIONAL	VCUD-SOUTHEAST REGIONAL	FLA017413	HI	0.6	0.219
Volusia	VCUD-SOUTHWEST REGIONAL WWTF	VCUD-SOUTHWEST REGIONAL	FLA011128	HI	2.341	1.431

Florida Department of Environmental Protection
2018 Reuse Inventory

County	WWTF Name*	Reuse System Name	WAFR ID	Disinfection	WWTF Capacity** (mgd)	WWTF Flow (mgd)
Volusia	VCUD-SOUTHWEST WWTF-2	VCUD-SOUTHWEST WWTF-2	FLA011121	HI	0.6	0.177
Wakulla	ST. MARKS WWTF	ST. MARKS WWTF	FLA102318	BA	0.1	0.037
Wakulla	WAKULLA CO. WWTF	WAKULLA CO. (OTTER CREEK)	FLA010225	BA	0.6	0.657
Wakulla	WINCO UTILITIES, INC.	WINCO UTILITIES, INC.	FLA016544	BA	0.495	0.293
Walton	DEFUNIAK SPRINGS, CITY OF WWTP	DEFUNIAK SPRINGS, CITY OF	FLA102440	BA	1.5	0.731
Walton	FREEPORT, CITY OF WWTF	FREEPORT, CITY OF	FLA010245	BA	0.6	0.343
Walton	SOUTH WALTON UTILITY	SOUTH WALTON UTILITY COMPANY	FL0102482	HI	2.75	1.524
Walton	WALTON CO.-POINT WASHINGTON WWTP	WALTON CO.-EAST REUSE SYSTEM	FLA010252	HB		0.542
Walton	WALTON CO.-POINT WASHINGTON WWTP	WALTON CO.-WOLFE CREEK REUSE SYSTEM	FLA010252	HB	4	0.815
Walton	WALTON CO.-SANDESTIN WWTP	WALTON CO.-SANDESTIN	FLA010251	HB	4	0.389
Walton	WALTON CO.-SANDESTIN WWTP	WALTON CO.-WOLFE CREEK REUSE SYSTEM	FLA010251	HB		1.332
Walton	WALTON CO.-SEACREST WWTP	WALTON CO.-EAST REUSE SYSTEM	FLA183555	HB	2	0.096
Walton	WALTON CO.-SEACREST WWTP	WALTON CO.-WOLFE CREEK REUSE SYSTEM	FLA183555	HB		0.198
Walton	WALTON CORRECTIONAL INSTITUTION	WALTON CORRECTIONAL INSTITUTION	FLA010254	BA	0.225	0.171
Walton	WALTON COUNTY COMMERCE PARK AT MOSSY HEAD	WALTON COUNTY COMMERCE PARK AT MOSSY HEAD	FLA689637	BA	0.25	0.022
Washington	CHIPLEY WWTF	CHIPLEY, CITY OF	FLA027570	HI	1.2	0.46
Washington	HARVEST WWTF	HARVEST WWTF	FLA010262	BA	0.01	0.002
Washington	NORTHWEST FLORIDA RECEPTION CENTER WWTF	NORTHWEST FLORIDA RECEPTION CENTER WWTF (FKA WASHINGTON CO. CORRECTIONAL)	FLA010260	BA	0.465	0.312
Washington	VERNON, CITY OF WWTP	VERNON, CITY OF	FLA102563	BA	0.206	0.068
Total					2,388.87	1,542.00

Notes:

* Some wastewater treatment facilities (WWTF) are listed more than once because they provide reclaimed water to more than one reuse system.

** A blank for WWTF capacity means that the facility's permitted capacity already has been accounted for under another reuse system, which prevents the capacity from being double counted when totaling the WWTF capacity values.

Appendix C. Supplemental Water Supplies

County	Reuse System Name	Sources of Reclaimed Water	Flow (mgd)
Brevard	BCUD-SOUTH CENTRAL REGIONAL	Ground water	0.023
Brevard	COCOA, CITY OF	Stormwater	0.004
Brevard	COCOA, CITY OF	Surface water	0
Charlotte	ENGLEWOOD WATER DISTRICT SOUTH	Water recovered from ASR	0
Clay	CCUA-RECLAIMED DISTRIBUTION	Ground water	0.592
Collier	AVE MARIA UTILITY CO	Concentrate Blend	0.08
Collier	AVE MARIA UTILITY CO	Ground water	0.642
Collier	COLLIER CO.-GOLDEN GATE	Concentrate Blend	0.122
Collier	COLLIER CO.-NORTH & SOUTH	Water recovered from ASR	0.016
Collier	COLLIER CO.-NORTH & SOUTH	Ground water	1.09
Collier	COLLIER CO.-NORTHEAST UTILITIES	Concentrate Blend	0.074
Collier	MARCO ISLAND UTILITIES WWTP	Surface water	0.13
Collier	NAPLES, CITY OF	Water recovered from ASR	0.129
Collier	NAPLES, CITY OF	Surface water	1.203
Collier	PORT OF THE ISLANDS COMMUNITY IMPROVEMENT DISTRICT	Concentrate Blend	0.017
Collier	PORT OF THE ISLANDS COMMUNITY IMPROVEMENT DISTRICT	Ground water	0.135
Dixie	CROSS CITY, TOWN OF	Drinking water	0.236
Escambia	ECUA-BAYOU MARCUS WRF	Drinking water	0.001
Flagler	DUNES COMMUNITY DEVELOPMENT DISTRICT	Stormwater	0.03
Flagler	DUNES COMMUNITY DEVELOPMENT DISTRICT	Ground water	0.15
Indian River	VERO BEACH, CITY OF	Drinking water	0.021
Indian River	VERO BEACH, CITY OF	Stormwater	0.128
Lake	CLERMONT-EAST	Ground water	0.078
Lake	GROVELAND-SAMPEY RD.	Ground water	0.573
Lake	GROVELAND-SUNSHINE PARKWAY	Ground water	0
Lake	MOUNT DORA, CITY OF	Ground water	0.56
Lee	BONITA SPRINGS-RESOURCE CONSERVATION SYS.	Stormwater	0.329
Lee	BONITA SPRINGS-RESOURCE CONSERVATION SYS.	Ground water	2.612
Lee	CAPE CORAL, WATER INDEPENDENCE FOR	Drinking water	1.25
Lee	CAPE CORAL, WATER INDEPENDENCE FOR	Surface water	11.98
Lee	FGUA-SOUTH SEAS PLANTATION	Ground water	0
Lee	HUNTER'S RIDGE	Ground water	0.307
Lee	LEE CO.-GATEWAY SERVICES DISTRICT	Ground water	1.132
Lee	LEE CO.-THREE OAKS	Ground water	0.768

Florida Department of Environmental Protection
2018 Reuse Inventory

County	Reuse System Name	Sources of Reclaimed Water	Flow (mgd)
Leon	TALLAHASSEE, CITY OF-T.P. SMITH	Drinking water	0.022
Manatee	PALMETTO, CITY OF	Water recovered from ASR	0.06
Martin	MARTIN CO.-SOUTH (TROPICAL FARMS)	Concentrate Blend	0
Martin	MARTIN CO.-SOUTH (TROPICAL FARMS)	Ground water	0
Monroe	FCAA-DUCK KEY (HAWKS CAY)	Drinking water	0.008
Okaloosa	DESTIN WATER USERS	Drinking water	0
Okaloosa	DESTIN WATER USERS	Water recovered from ASR	0.003
Okaloosa	DESTIN WATER USERS	Ground water	0.001
Orange	APOPKA-PROJECT ARROW	Ground water	0.895
Orange	OCUD-EASTERN SERVICE AREA	Ground water	0.008
Orange	ORLANDO-WATER CONSERV I	Ground water	0.13
Orange	ORLANDO-WATER CONSERV II	Ground water	1.97
Orange	REEDY CREEK IMPROVEMENT DISTRICT	Ground water	0.003
Osceola	ST. CLOUD-SOUTHSIDE #2	Stormwater	0
Osceola	TOHO-CAMELOT	Ground water	0.001
Osceola	TOHO-PARKWAY	Drinking water	0
Osceola	TOHO-SANDHILL ROAD	Ground water	0.483
Palm Beach	BOCA RATON, CITY OF (PROJECT IRIS)	Concentrate Blend	0.28
Palm Beach	LOXAHATCHEE ENV. CONTROL DIST.	Concentrate Blend	2.1
Palm Beach	PALM BEACH CO. SOUTHERN REGION	Concentrate Blend	0
Palm Beach	SEACOAST UTILITIES PGA	Surface water	0.05
Palm Beach	SEACOAST UTILITIES PGA	Drinking water	0.04
Palm Beach	SEACOAST UTILITIES PGA	Concentrate Blend	2.61
Palm Beach	SEACOAST UTILITIES PGA	Ground water	0.28
Pasco	PASCO CO. MASTER REUSE SYSTEM	Ground water	0
Pinellas	DUNEDIN, CITY OF-MAINLAND	Ground water	0.035
Pinellas	OLDSMAR, CITY OF	Water recovered from ASR	0.023
Polk	POLK CO.-NORTHEAST REGIONAL	Ground water	0
Polk	POLK CO.-NORTHWEST REGIONAL	Water recovered from ASR	0.002
Santa Rosa	SOUTH SANTA ROSA UTILITY SYSTEM (GULF BREEZE-TIGER POINT)	Ground water	0.044
Seminole	ALTAMONTE SPRINGS, CITY OF (PROJECT APRICOT)	Drinking water	0
Seminole	ALTAMONTE SPRINGS, CITY OF (PROJECT APRICOT)	Ground water	0.073
Seminole	ALTAMONTE SPRINGS, CITY OF (PROJECT APRICOT)	Stormwater	0.578
Seminole	ALTAMONTE SPRINGS, CITY OF (PROJECT APRICOT)	Surface water	0.004
Seminole	CASSELBERRY, CITY OF	Drinking water	0.077
Seminole	CASSELBERRY, CITY OF	Ground water	0

Florida Department of Environmental Protection
2018 Reuse Inventory

County	Reuse System Name	Sources of Reclaimed Water	Flow (mgd)
Seminole	SANFORD-NORTH & SOUTH	Surface water	0
Seminole	SEMINOLE CO.-NORTHWEST (YANKEE LAKE)	Surface water	0.135
Seminole	SEMINOLE CO.-NORTHWEST (YANKEE LAKE)	Drinking water	0
Seminole	WINTER SPRINGS EAST	Ground water	0
St. Johns	NORTH BEACH UTILITIES	Concentrate Blend	0
St. Lucie	ST. LUCIE WEST	Surface water	0.386
St. Lucie	ST. LUCIE WEST	Ground water	0.033
Volusia	DELAND, CITY OF	Surface water	0.06
Volusia	EDGEWATER, CITY OF	Surface water	0.017
Volusia	NEW SMYRNA BEACH, CITY OF	Ground water	0
Volusia	NEW SMYRNA BEACH, CITY OF	Surface water	0.2
Volusia	ORMOND BEACH	Concentrate Blend	0.18
Volusia	PORT ORANGE, CITY OF	Surface water	0.08
Volusia	PORT ORANGE, CITY OF	Ground water	0
Volusia	PORT ORANGE, CITY OF	Stormwater	0.01
Total			35.293

Summary of Supplemental Flows by Water Management District* (mgd)

Water Management District	Surface Water	Ground Water	Storm water	Drinking Water	Other	Subtotal	Concentrate Blend	ASR	Total
Northwest Florida Water Management District	0.000	0.045	0.000	0.023	0.000	0.068	0.000	0.003	0.071
South Florida Water Management District	13.749	9.586	0.329	1.298	0.000	24.962	5.283	0.145	30.390
St. Johns River Water Management District	0.496	2.952	0.750	0.098	0.000	4.296	0.180	0.000	4.476
Suwannee River Water Management District	0.000	0.000	0.000	0.236	0.000	0.236	0.000	0.000	0.236
Southwest Florida Water Management District	0.000	0.035	0.000	0.000	0.000	0.035	0.000	0.085	0.120
TOTAL	14.245	12.618	1.079	1.655	0.000	29.597	5.463	0.233	35.293

Note:

* Any discrepancies in totaling columns and rows are due to internal rounding.

Appendix D. Reclaimed Water Utilization

County	Reuse System Name	Reuse Type	Reuse Sub-Type	Part	Cap (mgd)*	Flow (mgd)	Area (acres)**
Alachua	ALACHUA, CITY OF	PAA&LI	GCI	III	0.4	0	197
Alachua	ALACHUA, CITY OF	IND	AOF	VII	1.4	0.53	
Alachua	ALACHUA, CITY OF	AI	OC	II	1.23	0.16	105
Alachua	GRU-KANAPAHA	PAA&LI	GCI	III	1.223	0.089	140
Alachua	GRU-KANAPAHA	PAA&LI	RI	III	3.38	1.545	447.5
Alachua	GRU-KANAPAHA	PAA&LI	OPAA	III	2.31	1.056	132.3
Alachua	GRU-MAIN STREET	IND	ATP	VII	0.5528	0.5528	
Alachua	GRU-MAIN STREET	PAA&LI	OPAA	III	0.3447	0.0112	44.5
Alachua	GRU-MAIN STREET	IND	AOF	VII	0.6698	0.0002	
Alachua	HAWTHORNE, CITY OF	GWR&IPR	RIB	IV	0.2	0.1363	1.9
Alachua	HIGH SPRINGS, CITY OF	AI	OC	II	0.24	0.16	33
Alachua	NEWBERRY WWTF	AI	OC	II	0.499	0.208	59.8
Alachua	UNIVERSITY OF FLORIDA-LAKE ALICE	IND	ATP	VII	0.07	0.01	
Alachua	UNIVERSITY OF FLORIDA-LAKE ALICE	PAA&LI	OPAA	III	2.35	0.56	340
Alachua	UNIVERSITY OF FLORIDA-LAKE ALICE	IND	AOF	VII	0.5	0.3	
Alachua	UNIVERSITY OF FLORIDA-LAKE ALICE	PAA&LI	GCI	III	0.15	0.07	75
Baker	BAKER CORRECTIONAL INSTITUTION	GWR&IPR	RIB	IV	0.19	0.098	4.65
Baker	BAKER CORRECTIONAL INSTITUTION	AI	OC	II	0.054	0.036	22.2
Baker	BAKER CORRECTIONAL INSTITUTION	TF	NA	III	0.128	0.075	
Bay	BAY CO. NORTH	GWR&IPR	RIB	IV	0.25	0.039	3.06
Bay	LYNN HAVEN, CITY OF	PAA&LI	GCI	III	1	0.317	87
Bay	LYNN HAVEN, CITY OF	PAA&LI	OPAA	III	1	0.316	60
Bay	LYNN HAVEN, CITY OF	PAA&LI	RI	III	1	0.317	594.74
Bay	MILITARY POINT REGIONAL AWT FACILITY	IND	ATP	VII	0.114	0.04	27
Bay	PANAMA CITY BEACH, CITY OF	IND	AOF	VII	0.013	0.007	2
Bay	PANAMA CITY BEACH, CITY OF	PAA&LI	RI	III	2.487	1.51	433
Bay	PANAMA CITY BEACH, CITY OF	WL	NA	NA	18	4.2	1150
Bay	PANAMA CITY BEACH, CITY OF	PAA&LI	OPAA	III	0.96	0.68	193
Bay	PANAMA CITY BEACH, CITY OF	IND	ATP	VII	0.005	0.0035	1
Bradford	FLORIDA STATE PRISON WWTF	AI	OC	II	1.78	1.01	766
Bradford	STARKE, CITY OF	IND	ATP	VII	0.115	0	
Bradford	STARKE, CITY OF	AI	OC	II	0.695	0.161	225
Brevard	BCUD-BAREFOOT BAY	PAA&LI	GCI	III	0.124	0.044	50
Brevard	BCUD-BAREFOOT BAY	IND	ATP	VII	0.01	0	10
Brevard	BCUD-BAREFOOT BAY	AI	OC	II	0.917	0.634	360
Brevard	BCUD-NORTH BREVARD REGIONAL	GWR&IPR	RIB	IV	0.75	0.198	14
Brevard	BCUD-NORTH BREVARD REGIONAL	PAA&LI	GCI	III	1.174	0.109	139

Florida Department of Environmental Protection
2018 Reuse Inventory

County	Reuse System Name	Reuse Type	Reuse Sub-Type	Part	Cap (mgd)*	Flow (mgd)	Area (acres)**
Brevard	BCUD-NORTH BREVARD REGIONAL	PAA&LI	RI	III	0.076	0.076	20
Brevard	BCUD-PORT ST. JOHN	GWR&IPR	RIB	IV	0.65	0.341	1.5
Brevard	BCUD-PORT ST. JOHN	GWR&IPR	AF	IV	0.15	0.03	1
Brevard	BCUD-PORT ST. JOHN	PAA&LI	OPAA	III	0.1	0.027	20
Brevard	BCUD-SOUTH BEACHES	PAA&LI	RI	III	0.519	0.456	35.9
Brevard	BCUD-SOUTH BEACHES	PAA&LI	GCI	III	0.993	0.683	80
Brevard	BCUD-SOUTH CENTRAL REGIONAL	PAA&LI	RI	III	5.119	3.052	1248
Brevard	BCUD-SOUTH CENTRAL REGIONAL	PAA&LI	OPAA	III	0.905	0.656	261
Brevard	BCUD-SOUTH CENTRAL REGIONAL	PAA&LI	GCI	III	1.996	0.043	569
Brevard	BCUD-SOUTH CENTRAL REGIONAL	WL	NA	NA	2.5	0.479	163
Brevard	BCUD-SYKES CREEK	PAA&LI	GCI	III	0.26	0.177	120
Brevard	BCUD-SYKES CREEK	IND	ATP	VII	0.366	0.366	20
Brevard	BCUD-SYKES CREEK	AI	OC	II	0.04	0	4
Brevard	BCUD-SYKES CREEK	PAA&LI	RI	III	3.68	0.616	477
Brevard	CAPE CANAVERAL AIR FORCE STATION-REGIONAL	GWR&IPR	RIB	IV	0.8	0.525	5.48
Brevard	CAPE CANAVERAL, CITY OF	IND	ATP	VII	0.0785	0	
Brevard	CAPE CANAVERAL, CITY OF	PAA&LI	OPAA	III	0.011	0	52
Brevard	CAPE CANAVERAL, CITY OF	PAA&LI	RI	III	1.041	1.041	445
Brevard	COCOA BEACH, CITY OF	PAA&LI	GCI	III	7.8	3.299	1200
Brevard	COCOA, CITY OF	IND	AOF	VII	0.22	0.002	
Brevard	COCOA, CITY OF	IND	ATP	VII	0.012	0.012	
Brevard	COCOA, CITY OF	TF	NA	III	0.06	0.06	
Brevard	COCOA, CITY OF	PAA&LI	RI	III	3.08	1.12	410.14
Brevard	COCOA, CITY OF	PAA&LI	OPAA	III	0.98	0.38	137.14
Brevard	COCOA, CITY OF	PAA&LI	GCI	III	0.19	0.06	13.5
Brevard	MELBOURNE-NORTH & SOUTH SERVICE AREA	PAA&LI	OPAA	III	0.93	0.84	283
Brevard	MELBOURNE-NORTH & SOUTH SERVICE AREA	PAA&LI	RI	III	0.5	0.43	190
Brevard	MELBOURNE-NORTH & SOUTH SERVICE AREA	IND	ATP	VII	0.51	0.51	56
Brevard	MELBOURNE-NORTH & SOUTH SERVICE AREA	PAA&LI	GCI	III	1.5	0.48	220
Brevard	PALM BAY, CITY OF	IND	ATP	VII	0.239	0.239	25
Brevard	PALM BAY, CITY OF	IND	AOF	VII	1.01	0.324	
Brevard	PALM BAY, CITY OF	PAA&LI	RI	III	0.26	0.178	80.4
Brevard	PALM BAY, CITY OF	PAA&LI	OPAA	III	0.1	0.012	34.68
Brevard	ROCKLEDGE, CITY OF	PAA&LI	OPAA	III	0.32	0.04	5
Brevard	ROCKLEDGE, CITY OF	IND	ATP	VII	0.42	0.18	
Brevard	ROCKLEDGE, CITY OF	PAA&LI	GCI	III	0.15	0.14	120
Brevard	ROCKLEDGE, CITY OF	PAA&LI	RI	III	1.02	1.02	113
Brevard	SUN LAKE ESTATES	GWR&IPR	RIB	IV	0.099	0.04	8
Brevard	THE GREAT OUTDOORS GOLF/R V RESORT	PAA&LI	RI	III	0.3	0.116	155
Brevard	THE GREAT OUTDOORS GOLF/R V RESORT	PAA&LI	GCI	III	0.26	0.088	135

Florida Department of Environmental Protection
2018 Reuse Inventory

County	Reuse System Name	Reuse Type	Reuse Sub-Type	Part	Cap (mgd)*	Flow (mgd)	Area (acres)**
Brevard	TITUSVILLE REUSE SYSTEM	PAA&LI	GCI	III	0.65	0.229	300
Brevard	TITUSVILLE REUSE SYSTEM	PAA&LI	RI	III	3.542	1.1673	479.5
Brevard	TITUSVILLE REUSE SYSTEM	WL	NA	NA	4.68	2.541	292
Brevard	TITUSVILLE REUSE SYSTEM	PAA&LI	OPAA	III	1.622	0.27	416
Brevard	WEST MELBOURNE, CITY OF (RAY BULLARD)	PAA&LI	RI	III	1.02	0.73	173
Broward	BROWARD CO. NORTH REGIONAL	PAA&LI	OPAA	III	9.5	0.1813	408
Broward	BROWARD CO. NORTH REGIONAL	IND	ATP	VII	4	3.5	81
Broward	BROWARD CO. NORTH REGIONAL	IND	AOF	VII	0.2	0.1142	535
Broward	BROWARD CO. NORTH REGIONAL	PAA&LI	RI	III	0.5	0.0045	2.7
Broward	HOLLYWOOD, CITY OF	IND	ATP	VII	4	2.67	
Broward	HOLLYWOOD, CITY OF	PAA&LI	GCI	III	2.82	2	752.8
Broward	HOLLYWOOD, CITY OF	PAA&LI	OPAA	III	0.51	0.2	121
Broward	HOLLYWOOD, CITY OF	PAA&LI	RI	III	0.67	0.04	16
Broward	MIRAMAR, CITY OF WWTF	IND	ATP	VII	1.89	1.23	23
Broward	MIRAMAR, CITY OF WWTF	PAA&LI	OPAA	III	0.3	0.3	
Broward	MIRAMAR, CITY OF WWTF	PAA&LI	RI	III	4.7	2.64	23
Broward	PLANTATION, CITY OF	PAA&LI	OPAA	III	1	0	113.57
Broward	PLANTATION, CITY OF	IND	ATP	VII	1	0.759	14.75
Broward	POMPANO BEACH	PAA&LI	GCI	III	1.081	1.081	300
Broward	POMPANO BEACH	PAA&LI	OPAA	III	0.059	0.059	
Broward	POMPANO BEACH	PAA&LI	RI	III	1.271	1.127	
Broward	SUNRISE, CITY OF-SOUTHWEST	GWR&IPR	RIB	IV	0.99	0.38	5.4
Broward	TINDALL HAMMOCK I&SC (FERNCREST)	GWR&IPR	RIB	IV	0.6	0.39	100
Broward	TOWN OF DAVIE	IND	AOF	VII	0.543	0	
Broward	TOWN OF DAVIE	IND	ATP	VII	0.891	0.05	
Broward	TOWN OF DAVIE	PAA&LI	GCI	III	0.872	0	250.4
Broward	TOWN OF DAVIE	PAA&LI	OPAA	III	1.043	0.302	
Broward	TOWN OF DAVIE	TF	NA	III	0.16	0.03	
Charlotte	CHARLOTTE CO UTILITIES MASTER REUSE SYSTEM	PAA&LI	RI	III	0.596	0.531	164.25
Charlotte	CHARLOTTE CO UTILITIES MASTER REUSE SYSTEM	PAA&LI	GCI	III	3.105	1.51	2031
Charlotte	CHARLOTTE CO UTILITIES MASTER REUSE SYSTEM	AI	OC	II	1.45	0.042	
Charlotte	CHARLOTTE CO UTILITIES MASTER REUSE SYSTEM	PAA&LI	OPAA	III	0.608	0.195	325.92
Charlotte	CHARLOTTE CO.-BURNT STORE	PAA&LI	OPAA	III	0.004	0.004	0.25
Charlotte	CHARLOTTE CO.-BURNT STORE	GWR&IPR	RIB	IV	0.25	0.167	6.5
Charlotte	CHARLOTTE CORRECTIONAL INSTITUTION	GWR&IPR	RIB	IV	0.25	0.106	5.74
Charlotte	CHARLOTTE CORRECTIONAL INSTITUTION	TF	NA	III	0.15	0.143	
Charlotte	ENGLEWOOD WATER DISTRICT SOUTH	PAA&LI	GCI	III	1.125	0.915	548
Charlotte	ENGLEWOOD WATER DISTRICT SOUTH	IND	ATP	VII	0.35	0.116	48
Charlotte	ENGLEWOOD WATER DISTRICT SOUTH	PAA&LI	RI	III	0.322	0.322	341

Florida Department of Environmental Protection
2018 Reuse Inventory

County	Reuse System Name	Reuse Type	Reuse Sub-Type	Part	Cap (mgd)*	Flow (mgd)	Area (acres)**
Charlotte	ENGLEWOOD WATER DISTRICT SOUTH	PAA&LI	OPAA	III	0.31	0	83
Charlotte	RIVERWOOD UTILITIES	GWR&IPR	RIB	IV	0.499	0.014	2.44
Charlotte	RIVERWOOD UTILITIES	PAA&LI	RI	III	0.731	0.711	17
Charlotte	RIVERWOOD UTILITIES	PAA&LI	GCI	III	0.069	0.069	106.1
Citrus	BEVERLY HILLS-ROLLING OAKS	GWR&IPR	RIB	IV	0.575	0.452	5.14
Citrus	CITRUS CO.-BRENTWOOD REGIONAL	GWR&IPR	RIB	IV	0.5	0.381	7.8
Citrus	CITRUS CO.-MEADOWCREST	PAA&LI	GCI	III	2	0.597	320
Citrus	CITRUS CO.-MEADOWCREST	GWR&IPR	RIB	IV	2	0.2	14.35
Citrus	CITRUS CO.-POINT OF WOODS	PAA&LI	GCI	III	0.036	0.016	17.6
Citrus	CITRUS CO.-POINT OF WOODS	GWR&IPR	RIB	IV	0.036	0.011	0.42
Citrus	CITRUS CO.-SW REGIONAL (SUGARMILL WOODS)	AI	OC	II	0.7	0.451	33
Citrus	CRYSTAL RIVER, CITY OF	AI	OC	II	1.5	0.093	108
Citrus	CRYSTAL RIVER, CITY OF	IND	AOF	VII	2.15	0.632	
Citrus	INVERNESS, CITY OF	PAA&LI	OTH	III	0.098	0.098	
Citrus	INVERNESS, CITY OF	PAA&LI	GCI	III	0.9	0.173	89
Citrus	INVERNESS, CITY OF	AI	OC	II	1.5	0.317	87
Clay	CCUA-KEYSTONE HEIGHTS WWTF	GWR&IPR	RIB	IV	0.2	0.016	1.21
Clay	CCUA-PETER'S CREEK WWTF	GWR&IPR	RIB	IV	0.0999	0.042	4.08
Clay	CCUA-RECLAIMED DISTRIBUTION	GWR&IPR	RIB	IV	2.08	0.616	30.88
Clay	CCUA-RECLAIMED DISTRIBUTION	PAA&LI	GCI	III	2.522	0.251	507
Clay	CCUA-RECLAIMED DISTRIBUTION	PAA&LI	RI	III	14.432	4.813	18340
Clay	GREEN COVE SPRINGS-HARBOR ROAD WWTP	PAA&LI	GCI	III	0.75	0.25	180
Clay	ORANGE PARK WWTF	OTH	OTH	NA	2.5	0	
Collier	AVE MARIA UTILITY CO	PAA&LI	OPAA	III	0.37	0.37	150
Collier	AVE MARIA UTILITY CO	PAA&LI	RI	III	0.74	0.74	226
Collier	COLLIER CO.-GOLDEN GATE	GWR&IPR	RIB	IV	1.25	0.011	7
Collier	COLLIER CO.-NORTH & SOUTH	PAA&LI	RI	III	10.39	6.389	2657.96
Collier	COLLIER CO.-NORTH & SOUTH	PAA&LI	OPAA	III	2.266	1.119	584.2
Collier	COLLIER CO.-NORTH & SOUTH	PAA&LI	GCI	III	10.75	5.425	2775.1
Collier	COLLIER CO.-NORTHEAST UTILITIES	GWR&IPR	RIB	IV	1.1	0.517	5.79
Collier	EVERGLADES CITY, CITY OF	GWR&IPR	RIB	IV	0.115	0.062	0.5
Collier	EVERGLADES CITY, CITY OF	PAA&LI	RI	III	0.289	0	10
Collier	IMMOKALEE	AI	OC	II	2.5	0.03	364
Collier	MARCO ISLAND UTILITIES WWTP	PAA&LI	OPAA	III	1.461	1.43	550
Collier	MARCO ISLAND UTILITIES WWTP	PAA&LI	GCI	III	0.973	0.65	314
Collier	MARCO SHORES UTILITIES WWTP	GWR&IPR	RIB	IV	0.3	0.091	21
Collier	NAPLES, CITY OF	PAA&LI	OPAA	III	0.358	0.358	157.5
Collier	NAPLES, CITY OF	PAA&LI	RI	III	4.228	4.228	618.35
Collier	NAPLES, CITY OF	PAA&LI	GCI	III	1.689	1.634	1119

Florida Department of Environmental Protection
2018 Reuse Inventory

County	Reuse System Name	Reuse Type	Reuse Sub-Type	Part	Cap (mgd)*	Flow (mgd)	Area (acres)**
Collier	PORT OF THE ISLANDS COMMUNITY IMPROVEMENT DISTRICT	PAA&LI	RI	III	0.306	0.213	113
Columbia	COLUMBIA CORRECTIONAL INSTITUTION	TF	NA	III	0.254	0.202	
Columbia	COLUMBIA CORRECTIONAL INSTITUTION	AI	OC	II	0.28	0.204	36
Columbia	LAKE CITY, CITY OF	AI	OC	II	3	2.712	350
DeSoto	ARCADIA, CITY OF	PAA&LI	RI	III	0.04	0.002	1
DeSoto	ARCADIA, CITY OF	AI	EC	III	1.267	0.008	326
DeSoto	ARCADIA, CITY OF	OTH	OTH	NA	0.008	0.008	
DeSoto	ARCADIA, CITY OF	PAA&LI	OPAA	III	0.07	0.001	60
DeSoto	ARCADIA, CITY OF	PAA&LI	GCI	III	0.26	0.046	73
DeSoto	ARCADIA, CITY OF	GWR&IPR	RIB	IV	0.035	0	2
DeSoto	DESOTO CO.-LAKE SUZY	GWR&IPR	RIB	IV	0.087	0.059	5.6
DeSoto	DESOTO COUNTY REGIONAL WWTP	AI	OC	II	0.75	0.321	600
Dixie	CROSS CITY, TOWN OF	AI	OC	II	0.64	0.516	76.9
Duval	JACKSONVILLE BEACH	PAA&LI	GCI	III	0.757	0.3318	138.38
Duval	JACKSONVILLE BEACH	IND	ATP	VII	4.5	0.2054	10
Duval	JEA-BUCKMAN STREET	IND	ATP	VII	3.652	3.652	
Duval	JEA-DISTRICT II	IND	ATP	VII	0.366	0.257	
Duval	JEA-DISTRICT II	IND	AOF	VII	5	1.077	
Duval	JEA-SOUTH GRID	PAA&LI	RI	III	6.76	6.6	
Duval	JEA-SOUTH GRID	PAA&LI	GCI	III	5.737	1.1	
Duval	JEA-SOUTH GRID	IND	ATP	VII	2.244	2.244	
Duval	JEA-SOUTH GRID	PAA&LI	OPAA	III	5.74	1.4	
Duval	JEA-SOUTHWEST DISTRICT	IND	ATP	VII	0.369	0.369	
Duval	NORMANDY VILLAGE UTILITY	GWR&IPR	RIB	IV	0.4	0.353	7.26
Duval	USN NAS JACKSONVILLE	AI	OC	II	1	0.021	43
Duval	USN NAS JACKSONVILLE	PAA&LI	GCI	III	1	0.11	234
Escambia	ECUA-BAYOU MARCUS WRF	WL	NA	NA	10.25	5.195	992
Escambia	ECUA-BAYOU MARCUS WRF	IND	ATP	VII	0.034	0.001	
Escambia	ECUA-CENTRAL WRF	AI	OC	II	2.55	0.704	119
Escambia	ECUA-CENTRAL WRF	IND	AOF	VII	28	10.616	
Escambia	ECUA-CENTRAL WRF	IND	ATP	VII	1.3	0.988	
Escambia	ECUA-PENSACOLA BEACH	PAA&LI	OPAA	III	0.432	0.088	4
Escambia	ECUA-PENSACOLA BEACH	IND	ATP	VII	0.06	0.032	
Flagler	BEACH HAVEN WWTF	PAA&LI	RI	III	0.1	0.009	8.6
Flagler	BULOW VILLAGE	GWR&IPR	RIB	IV	0.088	0.041	0.344
Flagler	BUNNELL, CITY OF	PAA&LI	OPAA	III	0.1	0.134	50
Flagler	BUNNELL, CITY OF	PAA&LI	GCI	III	0.5	0.15	609
Flagler	DUNES COMMUNITY DEVELOPMENT DISTRICT	PAA&LI	RI	III	6.04	1.45	779

Florida Department of Environmental Protection
2018 Reuse Inventory

County	Reuse System Name	Reuse Type	Reuse Sub-Type	Part	Cap (mgd)*	Flow (mgd)	Area (acres)**
Flagler	DUNES COMMUNITY DEVELOPMENT DISTRICT	PAA&LI	GCI	III	1.707	0.64	220
Flagler	FLAGLER CO.-PLANTATION BAY	PAA&LI	GCI	III	0.475	0.042	75
Flagler	FLAGLER CO.-PLANTATION BAY	PAA&LI	OTH	III	1.7	0.119	
Flagler	MATANZAS SHORES	GWR&IPR	RIB	IV	0.322	0.107	5.62
Flagler	PALM COAST, CITY OF	GWR&IPR	AF	IV	0.6	0.295	60
Flagler	PALM COAST, CITY OF	PAA&LI	GCI	III	2.116	1.821	558.7
Flagler	PALM COAST, CITY OF	PAA&LI	OPAA	III	2.144	1.905	668
Flagler	PALM COAST, CITY OF	PAA&LI	RI	III	6.644	2.197	2043
Flagler	PALM COAST, CITY OF	GWR&IPR	RIB	IV	2.47	0.837	37.5
Franklin	APALACHICOLA WWTF	AI	OC	II	0.701	0.21	150.4
Franklin	APALACHICOLA WWTF	PAA&LI	OPAA	III	0.219	0.07	47
Franklin	CARRABELLE, CITY OF	TF	NA	III	0.09	0.042	
Franklin	CARRABELLE, CITY OF	PAA&LI	OPAA	III	0.19	0.11	25
Franklin	CARRABELLE, CITY OF	AI	OC	II	0.5	0	74.31
Franklin	CARRABELLE, CITY OF	PAA&LI	GCI	III	0.63	0.226	81
Franklin	EASTPOINT WATER & SEWER DISTRICT	AI	OC	II	0.3	0.109	38.42
Gadsden	GRETNA, CITY OF	AI	OC	II	0.4	0.169	3.21
Gadsden	HAVANA, TOWN OF	IND	ATP	VII	0.4	0.078	
Gadsden	HAVANA, TOWN OF	AI	OC	II	0.4	0.068	174
Gadsden	QUINCY, CITY OF	IND	ATP	VII	0.0155	0	
Gadsden	TALQUIN-GADSDEN EAST WWTP	GWR&IPR	RIB	IV	0.25	0.149	3.97
Gadsden	TALQUIN-HAVANA MIDDLE SCHOOL	GWR&IPR	RIB	IV	0.015	0.0025	0.67
Gilchrist	LANCASTER CORRECTIONAL INSTITUTION	AI	OC	II	0.25	0.097	33.8
Gilchrist	TRENTON, CITY OF	AI	OC	II	0.2	0.089	40
Glades	GLADES CORRECTIONAL INSTITUTION	WL	NA	NA	0.405	0.204	52.25
Glades	GLADES CORRECTIONAL INSTITUTION	AI	OC	II	0.09	0	15.2
Gulf	GULF CORRECTIONAL INSTITUTION	AI	OC	II	0.35	0.271	33.4
Gulf	PORT ST. JOE, CITY OF	AI	OC	II	1.9	0.33	78
Hamilton	JENNINGS, TOWN OF	AI	OC	II	0.175	0.137	44
Hamilton	SR-6/I-75 WWTF	AI	OC	II	0.125	0.029	19.17
Hamilton	WHITE SPRINGS, TOWN OF	IND	AOF	VII	0.15	0.0628	
Hardee	HARDEE CO.-BOWLING GREEN	IND	AOF	VII	0.32	0.165	0
Hardee	HARDEE CO.-WAUCHULA HILLS	IND	AOF	VII	0.36	0.115	
Hardee	HARDEE COUNTY CORRECTIONAL	AI	OC	II	0.212	0.184	109
Hardee	WAUCHULA, CITY OF	IND	AOF	VII	1.2	0.768	
Hardee	ZOLFO SPRINGS, TOWN OF	AI	OC	II	0.29	0.154	129
Hendry	CLEWISTON, CITY OF	AI	OC	II	1.5	1.513	193
Hendry	HENDRY CO.-PORT LABELLE	GWR&IPR	RIB	IV	0.499	0.21	5
Hendry	LABELLE, CITY OF	GWR&IPR	RIB	IV	0.75	0.609	199

Florida Department of Environmental Protection
2018 Reuse Inventory

County	Reuse System Name	Reuse Type	Reuse Sub-Type	Part	Cap (mgd)*	Flow (mgd)	Area (acres)**
Hernando	BROOKSVILLE, CITY OF	PAA&LI	OPAA	III	0.072	0.023	37
Hernando	BROOKSVILLE, CITY OF	PAA&LI	GCI	III	0.449	0.123	198
Hernando	BROOKSVILLE, CITY OF	IND	AOF	VII	1.9	0.869	1345
Hernando	BROOKSVILLE, CITY OF	PAA&LI	RI	III	0.202	0.079	127
Hernando	HERNANDO CO.-BROOKRIDGE	GWR&IPR	RIB	IV	0.75	0.424	53.1
Hernando	HERNANDO CO.-HERNANDO AIRPORT SUBREGIONAL WWTF	GWR&IPR	RIB	IV	3.5	1.531	21.2
Hernando	HERNANDO CO.-RIDGE MANOR	GWR&IPR	RIB	IV	0.75	0.235	25
Hernando	HERNANDO CO.-SPRING HILL	GWR&IPR	RIB	IV	1.27	0.368	6.65
Hernando	HERNANDO CO.-SPRING HILL	PAA&LI	GCI	III	2.797	1.344	376.85
Hernando	HERNANDO CO.-THE GLEN	GWR&IPR	RIB	IV	3	0.644	23.22
Highlands	AVON PARK, CITY OF	GWR&IPR	RIB	IV	1.5	0.818	16.79
Highlands	LAKE PLACID, TOWN OF	GWR&IPR	RIB	IV	0.249	0.068	
Highlands	LAKE PLACID, TOWN OF	PAA&LI	OPAA	III	0.162	0.026	96
Highlands	SEBRING AIRPORT AUTHORITY	AI	OC	II	0.1	0.06	67
Highlands	SEBRING, CITY OF	GWR&IPR	RIB	IV	1.5	1.149	10.73
Highlands	SEBRING, CITY OF	IND	ATP	VII	0.012	0.01	
Highlands	SUN 'N LAKE ESTATES OF SEBRING	GWR&IPR	RIB	IV	0.7	0.536	3.06
Highlands	SUN 'N LAKE OF SEBRING UNIT 4	GWR&IPR	RIB	IV	0.099	0.02	5.08
Highlands	TOMOKA HEIGHTS WWTP/PLACID UTILITIES	GWR&IPR	RIB	IV	0.2	0.061	1.42
Highlands	VILLAGES OF HIGHLANDS RIDGE WWTF	GWR&IPR	RIB	IV	0.095	0.046	1.41
Hillsborough	CW UTILITY-COUNTRY MEADOWS/GOLDEN LAKES	GWR&IPR	RIB	IV	0.11	0.111	5.1
Hillsborough	CW UTILITY-COUNTRY MEADOWS/GOLDEN LAKES	PAA&LI	GCI	III	0.064	0.011	31.6
Hillsborough	HILLSBOROUGH CO. - SOUTH - CENTRAL COUNTY REUSE SYSTEM	IND	AOF	VII	4	2.62	
Hillsborough	HILLSBOROUGH CO. - SOUTH - CENTRAL COUNTY REUSE SYSTEM	PAA&LI	GCI	III	1.62	1.39	
Hillsborough	HILLSBOROUGH CO. - SOUTH - CENTRAL COUNTY REUSE SYSTEM	GWR&IPR	INJ	V	3	2.44	
Hillsborough	HILLSBOROUGH CO. - SOUTH - CENTRAL COUNTY REUSE SYSTEM	PAA&LI	OPAA	III	1.25	1.22	
Hillsborough	HILLSBOROUGH CO. - SOUTH - CENTRAL COUNTY REUSE SYSTEM	PAA&LI	RI	III	4.88	4.46	
Hillsborough	HILLSBOROUGH CO. - SOUTH - CENTRAL COUNTY REUSE SYSTEM	IND	ATP	VII	0.678	0.678	3
Hillsborough	HILLSBOROUGH CO.-NORTHWEST REUSE SYSTEM	PAA&LI	OPAA	III	1.38	1.13	
Hillsborough	HILLSBOROUGH CO.-NORTHWEST REUSE SYSTEM	PAA&LI	GCI	III	0.67	0.59	250.4
Hillsborough	HILLSBOROUGH CO.-NORTHWEST REUSE SYSTEM	IND	ATP	VII	0.3	0.3	
Hillsborough	HILLSBOROUGH CO.-NORTHWEST REUSE SYSTEM	IND	AOF	VII	0.38	0.13	
Hillsborough	HILLSBOROUGH CO.-NORTHWEST REUSE SYSTEM	AI	EC	III	0.034	0.034	18
Hillsborough	HILLSBOROUGH CO.-NORTHWEST REUSE SYSTEM	PAA&LI	RI	III	8.15	6.69	
Hillsborough	MACDILL AIR FORCE BASE	AI	OC	II	0.08	0.017	10

Florida Department of Environmental Protection
2018 Reuse Inventory

County	Reuse System Name	Reuse Type	Reuse Sub-Type	Part	Cap (mgd)*	Flow (mgd)	Area (acres)**
Hillsborough	MACDILL AIR FORCE BASE	PAA&LI	GCI	III	1.2	0.487	497
Hillsborough	MACDILL AIR FORCE BASE	GWR&IPR	RIB	IV	1.2	0.02	18
Hillsborough	PLANT CITY WRF	PAA&LI	RI	III	0.513	0.024	80
Hillsborough	PLANT CITY WRF	PAA&LI	OPAA	III	0.348	0.196	82
Hillsborough	PLANT CITY WRF	PAA&LI	GCI	III	0.375	0	80
Hillsborough	PLANT CITY WRF	IND	ATP	VII	1.396	0.889	15
Hillsborough	PLANT CITY WRF	IND	AOF	VII	3.4	1.451	
Hillsborough	PLANT CITY WRF	AI	OC	II	0.078	0.008	20
Hillsborough	PLANT CITY WRF	AI	EC	III	0.322	0	103
Hillsborough	RICE CREEK UTILITY COMPANY	WL	NA	NA	0.225	0	2.2
Hillsborough	RICE CREEK UTILITY COMPANY	GWR&IPR	RIB	IV	0.225	0.111	4.4
Hillsborough	RIVERSIDE CLUB	GWR&IPR	RIB	IV	0.12	0.06	18.7
Hillsborough	TAMPA, CITY OF-HOWARD F. CURREN	PAA&LI	RI	III	3.13	1.68	907
Hillsborough	TAMPA, CITY OF-HOWARD F. CURREN	PAA&LI	OPAA	III	2.87	2.87	735
Hillsborough	TAMPA, CITY OF-HOWARD F. CURREN	IND	ATP	VII	8.6	5.51	
Hillsborough	TAMPA, CITY OF-HOWARD F. CURREN	IND	AOF	VII	6.62	4.52	
Hillsborough	WINDEMERE UTILITY INC. (SCARECROW UTILITY)	GWR&IPR	RIB	IV	0.185	0.12	3
Indian River	IRCUD-WEST REGIONAL	WL	NA	NA	4	1.285	169
Indian River	IRCUD-WEST REGIONAL	PAA&LI	GCI	III	6.35	3.51	1274.7
Indian River	IRCUD-WEST REGIONAL	GWR&IPR	RIB	IV	0.86	0.308	43.69
Indian River	VERO BEACH, CITY OF	PAA&LI	GCI	III	0.362	0.283	182
Indian River	VERO BEACH, CITY OF	PAA&LI	OPAA	III	0.22	0.22	108
Indian River	VERO BEACH, CITY OF	PAA&LI	RI	III	2.781	2.061	1596
Jackson	COTTONDALE, CITY OF	AI	OC	II	0.3	0.0995	50
Jackson	GRAND RIDGE, TOWN OF	AI	OC	II	0.21	0.063	106
Jackson	JACKSON CORRECTIONAL INSTITUTION	AI	OC	II	0.275	0.212	27.5
Jackson	MARIANNA, CITY OF WWTP	AI	OC	II	4	1.649	
Jackson	MARIANNA, CITY OF WWTP	IND	ATP	VII	0.047	0.047	
Jackson	SNEADS, TOWN OF	AI	OC	II	0.733	0.35	253
Jefferson	JEFFERSON CORRECTIONAL INSTITUTION	TF	NA	III	0.185	0.086	
Jefferson	JEFFERSON CORRECTIONAL INSTITUTION	AI	OC	II	0.116	0.069	17.5
Jefferson	MONTICELLO, CITY OF	AI	OC	II	0.8	0.276	351
Lafayette	MAYO CORRECTIONAL INSTITUTION	GWR&IPR	RIB	IV	0.495	0.119	
Lafayette	MAYO CORRECTIONAL INSTITUTION	TF	NA	III	0.495	0	
Lafayette	MAYO, TOWN OF	AI	OC	II	0.15	0.078	33
Lake	CLERBROOK RV RESORTS	GWR&IPR	RIB	IV	0.12	0.048	1.47
Lake	CLERMONT-EAST	PAA&LI	GCI	III	1	0.382	553
Lake	CLERMONT-EAST	PAA&LI	OPAA	III	0.02	0	23.5
Lake	CLERMONT-EAST	PAA&LI	RI	III	2.98	2.365	1375

Florida Department of Environmental Protection
2018 Reuse Inventory

County	Reuse System Name	Reuse Type	Reuse Sub-Type	Part	Cap (mgd)*	Flow (mgd)	Area (acres)**
Lake	CLERMONT-EAST	IND	ATP	VII	0.04	0.04	45
Lake	CLERMONT-EAST	GWR&IPR	RIB	IV	0.75	0.162	4.76
Lake	EUSTIS, CITY OF	GWR&IPR	RIB	IV	0.533	0.202	14
Lake	EUSTIS, CITY OF	PAA&LI	OPAA	III	0.191	0.054	67.4
Lake	EUSTIS, CITY OF	PAA&LI	GCI	III	1.6	0.46	193.4
Lake	EUSTIS, CITY OF	AI	OC	II	2.56	0.55	80
Lake	EUSTIS, CITY OF	PAA&LI	RI	III	1.25	0.339	54
Lake	GROVELAND-SAMPEY RD.	GWR&IPR	RIB	IV	0.055	0.098	1.465
Lake	GROVELAND-SAMPEY RD.	PAA&LI	RI	III	1.1	0.407	197.9
Lake	GROVELAND-SUNSHINE PARKWAY	GWR&IPR	RIB	IV	0.42	0.055	4.82
Lake	GROVELAND-SUNSHINE PARKWAY	PAA&LI	RI	III	1	0.364	697
Lake	LADY LAKE WWTF	GWR&IPR	RIB	IV	0.25	0.01	10.8
Lake	LADY LAKE WWTF	PAA&LI	RI	III	0.008	0.001	3.5
Lake	LADY LAKE WWTF	PAA&LI	OPAA	III	0.39	0.316	49
Lake	LAKE CORRECTIONAL INSTITUTION	AI	OC	II	0.18	0.18	12
Lake	LAKE GROVES UTILITIES	IND	ATP	VII	0.066	0.04	
Lake	LAKE GROVES UTILITIES	GWR&IPR	RIB	IV	0.5	0.096	2.27
Lake	LAKE GROVES UTILITIES	PAA&LI	RI	III	0.999	0.386	55.62
Lake	LEESBURG, CITY OF	PAA&LI	RI	III	7.556	1.644	1082.65
Lake	LEESBURG, CITY OF	PAA&LI	OPAA	III	0	0	2
Lake	LEESBURG, CITY OF	AI	OC	II	6.5	2.1	675
Lake	LEESBURG, CITY OF	PAA&LI	GCI	III	0.444	0.444	270
Lake	MID-FLORIDA LAKES	AI	OC	II	0.18	0.099	10
Lake	MINNEOLA, CITY OF	PAA&LI	RI	III	0.499	0	
Lake	MINNEOLA, CITY OF	GWR&IPR	RIB	IV	0.499	0.239	6.1
Lake	MOUNT DORA, CITY OF	PAA&LI	OPAA	III	1.25	0.991	
Lake	MOUNT DORA, CITY OF	GWR&IPR	RIB	IV	0.2	0	4.22
Lake	MOUNT DORA, CITY OF	AI	OC	II	0.262	0.024	39
Lake	MOUNT DORA, CITY OF	PAA&LI	RI	III	1.5	0.732	2264
Lake	MOUNT DORA, CITY OF	IND	ATP	VII	0.121	0.121	
Lake	OAK SPRINGS MHP	GWR&IPR	RIB	IV	0.15	0.036	0.67
Lake	PENNBROOKE UTILITIES INC.	GWR&IPR	RIB	IV	0.03	0.019	0.75
Lake	PENNBROOKE UTILITIES INC.	PAA&LI	GCI	III	0.18	0.044	72.3
Lake	PINE ISLAND WWTF	PAA&LI	GCI	III	0.225	0.003	
Lake	SOUTHLAKE COMMUNITY	GWR&IPR	RIB	IV	1.15	0.83	4.837
Lake	ST. JOHNS RIVER UTILITY (ASTOR PARK)	GWR&IPR	RIB	IV	0.3	0.147	11.31
Lake	TAVARES/WOODLEA ROAD	AI	EC	III	3	0.23	134
Lake	TAVARES/WOODLEA ROAD	GWR&IPR	RIB	IV	3	0.902	9.6
Lake	TAVARES/WOODLEA ROAD	PAA&LI	RI	III	1.72	0.339	90
Lake	THE VILLAGES-VILLAGES	PAA&LI	GCI	III	2.831	0.602	417

Florida Department of Environmental Protection
2018 Reuse Inventory

County	Reuse System Name	Reuse Type	Reuse Sub-Type	Part	Cap (mgd)*	Flow (mgd)	Area (acres)**
Lake	THE VILLAGES-VILLAGES	GWR&IPR	RIB	IV	0.75	0.3	8.75
Lake	THE VILLAGES-VILLAGES	PAA&LI	OPAA	III	0.41	0.045	60.44
Lake	UMATILLA, CITY OF	GWR&IPR	RIB	IV	0.1	0	11.92
Lake	UMATILLA, CITY OF	IND	ATP	VII	0.031	0.031	
Lake	UMATILLA, CITY OF	GWR&IPR	AF	IV	0.2	0.14	15.45
Lake	WATER OAK ESTATES	GWR&IPR	AF	IV	0.2	0.066	19.3
Lee	BONITA SPRINGS-RESOURCE CONSERVATION SYS.	PAA&LI	GCI	III	3.123	1.709	445
Lee	BONITA SPRINGS-RESOURCE CONSERVATION SYS.	PAA&LI	OPAA	III	0.907	0.4	129
Lee	BONITA SPRINGS-RESOURCE CONSERVATION SYS.	PAA&LI	RI	III	6.41	5.105	915
Lee	BONITA SPRINGS-RESOURCE CONSERVATION SYS.	GWR&IPR	RIB	IV	9.44	0.02	3.67
Lee	CAPE CORAL, WATER INDEPENDENCE FOR	PAA&LI	OPAA	III	3	0	
Lee	CAPE CORAL, WATER INDEPENDENCE FOR	PAA&LI	RI	III	29.4	26.66	392.8
Lee	CITRUS PARK-NORTH	GWR&IPR	RIB	IV	0.199	0.094	
Lee	CROSS CREEK COUNTRY CLUB	PAA&LI	GCI	III	0.249	0.095	60
Lee	EAGLE RIDGE	PAA&LI	GCI	III	0.318	0.208	90
Lee	FGUA-DEL PRADO WWTF (FKA NORTH FORT MYERS UTILITY)	PAA&LI	RI	III	1	0.442	500
Lee	FGUA-DEL PRADO WWTF (FKA NORTH FORT MYERS UTILITY)	PAA&LI	GCI	III	3.575	0.442	1171
Lee	FGUA-DEL PRADO WWTF (FKA NORTH FORT MYERS UTILITY)	PAA&LI	OPAA	III	0.675	0.441	
Lee	FGUA-LAKE FAIRWAYS FFEC SIX	GWR&IPR	RIB	IV	0.3	0.106	1.83
Lee	FGUA-LAKE FAIRWAYS FFEC SIX	PAA&LI	GCI	III	0.11	0.034	57
Lee	FGUA-LEHIGH ACRES	GWR&IPR	RIB	IV	1.48	0.976	34
Lee	FGUA-LEHIGH ACRES	PAA&LI	GCI	III	2.56	0.619	330
Lee	FGUA-SOUTH SEAS PLANTATION	PAA&LI	GCI	III	0.264	0.14	32
Lee	FIDDLESTICKS COUNTRY CLUB	PAA&LI	GCI	III	0.15	0.03	160
Lee	FIDDLESTICKS COUNTRY CLUB	GWR&IPR	RIB	IV	0.15	0.037	0.71
Lee	FOREST UTILITIES	PAA&LI	GCI	III	2	0.411	280
Lee	FORT MYERS CITY CENTRAL	PAA&LI	GCI	III	3.4	1.24	681
Lee	FORT MYERS CITY CENTRAL	PAA&LI	OPAA	III	0.25	0.17	76
Lee	FORT MYERS CITY CENTRAL	IND	ATP	VII	0.33	0.296	
Lee	FORT MYERS CITY CENTRAL	IND	AOF	VII	1.3	0.967	
Lee	GASPARILLA ISLAND WATER	PAA&LI	GCI	III	0.484	0.289	114.47
Lee	HUNTER'S RIDGE	PAA&LI	GCI	III	0.225	0.3531	83
Lee	LEE CO.-FIESTA VILLAGE	PAA&LI	RI	III	0.479	0.426	78
Lee	LEE CO.-FIESTA VILLAGE	PAA&LI	GCI	III	1.75	0.904	413
Lee	LEE CO.-FIESTA VILLAGE	PAA&LI	OPAA	III	0.623	0.064	227
Lee	LEE CO.-FORT MYERS BEACH	PAA&LI	GCI	III	1.866	1.363	560
Lee	LEE CO.-FORT MYERS BEACH	PAA&LI	OPAA	III	0.717	0.533	63
Lee	LEE CO.-FORT MYERS BEACH	PAA&LI	RI	III	0.468	0.396	106

Florida Department of Environmental Protection
2018 Reuse Inventory

County	Reuse System Name	Reuse Type	Reuse Sub-Type	Part	Cap (mgd)*	Flow (mgd)	Area (acres)**
Lee	LEE CO.-FORT MYERS BEACH	GWR&IPR	RIB	IV	0.55	0.132	52
Lee	LEE CO.-GATEWAY SERVICES DISTRICT	PAA&LI	OPAA	III	3	2.478	825
Lee	LEE CO.-PINE ISLAND WWTP	PAA&LI	OPAA	III	0.093	0.009	31
Lee	LEE CO.-PINE ISLAND WWTP	AI	OC	II	0.474	0	107
Lee	LEE CO.-THREE OAKS	PAA&LI	GCI	III	3.27	2.299	580.4
Lee	LEE CO.-THREE OAKS	PAA&LI	OPAA	III	0.216	0.039	17
Lee	LEE CO.-THREE OAKS	PAA&LI	RI	III	0.66	0.107	136
Lee	LEE CO.-THREE OAKS	IND	ATP	VII	0.055	0	
Lee	SANIBEL-DONAX	IND	ATP	VII	0.5	0	5
Lee	SANIBEL-DONAX	PAA&LI	GCI	III	1.181	0.658	228
Lee	SANIBEL-DONAX	PAA&LI	RI	III	0.48	0.257	80
Leon	TALLAHASSEE, CITY OF-T.P. SMITH	AI	OC	II	31.32	16.602	2587
Leon	TALLAHASSEE, CITY OF-T.P. SMITH	PAA&LI	OPAA	III	1.2	0.792	734.7
Leon	TALLAHASSEE, CITY OF-T.P. SMITH	IND	ATP	VII	2.06	1.97	
Leon	TALQUIN-KILLEARN LAKES SUBDIVISION	GWR&IPR	RIB	IV	0.086	0	5.8
Leon	TALQUIN-KILLEARN LAKES SUBDIVISION	AI	OC	II	0.614	0.533	225.1
Leon	TALQUIN-LAKE JACKSON	GWR&IPR	RIB	IV	0.5	0.289	6.13
Leon	TALQUIN-MEADOWS-AT-WOODRUN	GWR&IPR	RIB	IV	0.098	0.052	1.83
Leon	TALQUIN-SANDSTONE RANCH SUBDIVISION	GWR&IPR	RIB	IV	0.0707	0.045	1.55
Levy	CEDAR KEY	GWR&IPR	AF	IV	0.166	0.092	1
Levy	CEDAR KEY	PAA&LI	OPAA	III	0.025	0	6,389
Levy	CHIEFLAND	GWR&IPR	RIB	IV	0.475	0.239	11
Levy	WILLISTON, CITY OF	AI	OC	II	0.45	0.199	59
Liberty	BRISTOL, CITY OF	GWR&IPR	RIB	IV	0.25	0.116	3.1
Liberty	LIBERTY CORRECTIONAL INSTITUTION	GWR&IPR	RIB	IV	0.28	0.179	2.04
Madison	GREENVILLE, TOWN OF	AI	OC	II	0.15	0.094	29.35
Madison	MADISON, CITY OF	AI	OC	II	1.37	0.721	275
Manatee	BRADEN RIVER UTILITIES MASTER REUSE	PAA&LI	OPAA	III	1.03	0.22	308
Manatee	BRADEN RIVER UTILITIES MASTER REUSE	PAA&LI	RI	III	9.23	4.83	5337
Manatee	BRADEN RIVER UTILITIES MASTER REUSE	PAA&LI	GCI	III	1.74	0.61	733
Manatee	BRADENTON, CITY OF	PAA&LI	OPAA	III	0.06	0.039	44
Manatee	BRADENTON, CITY OF	PAA&LI	RI	III	0.02	0.02	2
Manatee	BRADENTON, CITY OF	IND	ATP	VII	0.526	0.404	14
Manatee	BRADENTON, CITY OF	IND	AOF	VII	2.19	0.001	194
Manatee	BRADENTON, CITY OF	AI	EC	III	0.052	0.052	65
Manatee	BRADENTON, CITY OF	PAA&LI	GCI	III	0.2	0.112	109
Manatee	MANATEE CO. MASTER REUSE SYSTEM	PAA&LI	OPAA	III	12.1	2.92	3964
Manatee	MANATEE CO. MASTER REUSE SYSTEM	PAA&LI	GCI	III	3.4	1.5	432
Manatee	MANATEE CO. MASTER REUSE SYSTEM	AI	EC	III	13.2	6.2	3406
Manatee	MANATEE CO. MASTER REUSE SYSTEM	PAA&LI	RI	III	4.8	4.8	1198

Florida Department of Environmental Protection
2018 Reuse Inventory

County	Reuse System Name	Reuse Type	Reuse Sub-Type	Part	Cap (mgd)*	Flow (mgd)	Area (acres)**
Manatee	PALMETTO, CITY OF	IND	AOF	VII	0.082	0	
Manatee	PALMETTO, CITY OF	IND	ATP	VII	0.082	0.078	
Manatee	PALMETTO, CITY OF	PAA&LI	OTH	III	0.614	0.006	
Manatee	PALMETTO, CITY OF	PAA&LI	RI	III	1.869	0.735	4700
Manatee	PALMETTO, CITY OF	PAA&LI	GCI	III	0.231	0.112	82
Marion	BELLEVIEW, CITY OF	PAA&LI	GCI	III	1.3	0.386	444
Marion	BELLEVIEW, CITY OF	AI	OC	II	0.3	0.02	19.5
Marion	DUNNELLO, CITY OF	AI	OC	II	0.335	0.179	50.52
Marion	JULIETTE FALLS	PAA&LI	GCI	III	0.1	0	100
Marion	JULIETTE FALLS	GWR&IPR	RIB	IV	0.026	0	0.1
Marion	MARION CO.-NW REGIONAL (GOLDEN OCALA)	AI	OC	II	0.015	0.006	1.94
Marion	MARION CO.-NW REGIONAL (GOLDEN OCALA)	PAA&LI	GCI	III	0.16	0.054	155
Marion	MARION CO.-OAK RUN	GWR&IPR	RIB	IV	1.6	0.418	12
Marion	MARION CO.-OAK RUN	PAA&LI	GCI	III	1.6	0.43	475
Marion	MARION CO.-SILVER SPRINGS SHORES	IND	ATP	VII	0.039	0	
Marion	MARION CO.-SILVER SPRINGS SHORES	PAA&LI	GCI	III	1.25	0.374	374
Marion	MARION CO.-SILVER SPRINGS SHORES	AI	OC	II	1	0.453	130
Marion	MARION CO.-SILVER SPRINGS SHORES	GWR&IPR	RIB	IV	0.5	0.419	8
Marion	MARION CO.-STONECREST	GWR&IPR	RIB	IV	0.32	0.023	3.9
Marion	MARION CO.-STONECREST	PAA&LI	GCI	III	0.35	0.166	128
Marion	MARION CORRECTIONAL INSTITUTION	TF	NA	III	0.225	0.098	
Marion	MARION CORRECTIONAL INSTITUTION	AI	OC	II	0.518	0.449	90.8
Marion	MARION LANDING	GWR&IPR	RIB	IV	0.0995	0.057	2.45
Marion	OCALA WRF #1	PAA&LI	GCI	III	1.821	0	0
Marion	OCALA WRF #1	PAA&LI	OPAA	III	0.647	0	0
Marion	OCALA WRF #2	AI	OC	II	5.825	3.071	653
Marion	OCALA WRF #2	PAA&LI	GCI	III	0.349	0.085	90
Marion	OCALA WRF #2	PAA&LI	OPAA	III	0.393	0.207	103.4
Marion	OCALA WRF #2	PAA&LI	RI	III	0.058	0.022	15
Marion	OCALA WRF #3	PAA&LI	OPAA	III	2.461	1.853	392
Marion	OCALA WRF #3	PAA&LI	GCI	III	1.969	0.388	305
Marion	ON TOP OF THE WORLD/BAY LAUREL	PAA&LI	GCI	III	1.25	0.349	222
Marion	ON TOP OF THE WORLD/BAY LAUREL	GWR&IPR	RIB	IV	0.3	0	1.8
Marion	ON TOP OF THE WORLD/BAY LAUREL	AI	OC	II	1.25	0.088	143
Marion	ON TOP OF THE WORLD/BAY LAUREL	PAA&LI	OPAA	III	0.0933	0.0933	43.86
Marion	RAINBOW SPRINGS FIFTH REPLAT WWTF	AI	OC	II	0.23	0.129	35.14
Marion	RAINBOW SPRINGS FIFTH REPLAT WWTF	GWR&IPR	RIB	IV	0.1	0	1.8
Marion	ROLLING GREENS	GWR&IPR	RIB	IV	0.25	0.055	2.62
Martin	INDIANTOWN COMPANY	GWR&IPR	RIB	IV	0.507	0.31	14
Martin	INDIANTOWN COMPANY	IND	AOF	VII	1	0.079	45

Florida Department of Environmental Protection
2018 Reuse Inventory

County	Reuse System Name	Reuse Type	Reuse Sub-Type	Part	Cap (mgd)*	Flow (mgd)	Area (acres)**
Martin	MARTIN CO.-NORTH	PAA&LI	RI	III	0.642	0.228	157
Martin	MARTIN CO.-NORTH	PAA&LI	GCI	III	0.406	0.406	88
Martin	MARTIN CO.-NORTH	PAA&LI	OPAA	III	0.377	0.065	10
Martin	MARTIN CO.-SOUTH (TROPICAL FARMS)	PAA&LI	OPAA	III	0.175	0.086	33
Martin	MARTIN CO.-SOUTH (TROPICAL FARMS)	PAA&LI	GCI	III	2.9	1.283	956
Martin	MARTIN CO.-SOUTH (TROPICAL FARMS)	PAA&LI	RI	III	0.408	0.153	150
Martin	MARTIN CORRECTIONAL INSTITUTION	PAA&LI	OTH	III	0.123	0.087	
Martin	MARTIN CORRECTIONAL INSTITUTION	TF	NA	III	0.37	0.186	
Martin	MARTIN CORRECTIONAL INSTITUTION	AI	OC	II	0.37	0.004	80
Martin	SAILFISH POINT	PAA&LI	GCI	III	0.55	0.0805	144
Martin	SOUTH MARTIN REGIONAL UTILITY	PAA&LI	OPAA	III	0.099	0.099	142.9
Martin	SOUTH MARTIN REGIONAL UTILITY	PAA&LI	GCI	III	1.36	0.677	315
Martin	SOUTH MARTIN REGIONAL UTILITY	IND	ATP	VII	0.013	0.01	
Martin	SOUTH MARTIN REGIONAL UTILITY	PAA&LI	RI	III	0.161	0.048	55.6
Martin	SOUTH MARTIN REGIONAL UTILITY	GWR&IPR	RIB	IV	0.6	0	1.7
Martin	STUART, CITY OF	PAA&LI	OPAA	III	3.6	0.285	48.3
Miami-Dade	HOMESTEAD, CITY OF	GWR&IPR	RIB	IV	4.5	4.223	5.5
Miami-Dade	HOMESTEAD, CITY OF	IND	ATP	VII	1.152	1.152	
Miami-Dade	MDWASD CENTRAL DISTRICT	IND	ATP	VII	8.49	8.17	
Miami-Dade	MDWASD NORTH DISTRICT	PAA&LI	OPAA	III	1.5	0	40
Miami-Dade	MDWASD NORTH DISTRICT	IND	ATP	VII	3.06	4.78	
Miami-Dade	MDWASD SOUTH DISTRICT	IND	ATP	VII	4.791	4.791	
Monroe	FCAA-BIG COPPITT	PAA&LI	RI	III	0.411	0.043	124.22
Monroe	FCAA-DUCK KEY (HAWKS CAY)	PAA&LI	RI	III	0.155	0.04	
Monroe	FCAA-DUCK KEY (HAWKS CAY)	IND	ATP	VII	0.002	0.002	
Monroe	FCAA-DUCK KEY (HAWKS CAY)	PAA&LI	OPAA	III	0.1	0.027	40
Monroe	KEY COLONY BEACH, CITY OF	PAA&LI	GCI	III	0.099	0.032	15
Monroe	KEY WEST RESORT UTILITY	PAA&LI	OPAA	III	0.015	0.0002	
Monroe	KEY WEST RESORT UTILITY	PAA&LI	GCI	III	0.834	0.138	100.27
Monroe	KEY WEST RESORT UTILITY	TF	NA	III	0.1	0.02	
Monroe	MARATHON AREA 3 WWTF	PAA&LI	OPAA	III	0.101	0	33.2
Monroe	MARATHON AREA 4 WWTF	PAA&LI	GCI	III	0.409	0	135
Monroe	MARATHON AREA 4 WWTF	PAA&LI	OPAA	III	0.03	0	10
Monroe	MARATHON AREA 5 WWTF	PAA&LI	OPAA	III	0.115	0	37.7
Monroe	MARATHON AREA 7 WWTF	PAA&LI	OPAA	III	0.037	0	12.1
Monroe	NORTH KEY LARGO WWTF AT OCEAN REEF	PAA&LI	GCI	III	0.3	0.026	378.5
Nassau	HILLIARD, TOWN OF	AI	OC	II	0.16	0	2.15
Nassau	JEA-NASSAU REGIONAL (SUN RAY)	IND	ATP	VII	0.434	0.434	
Nassau	JEA-NASSAU REGIONAL (SUN RAY)	GWR&IPR	RIB	IV	0.3	0.212	12.09

Florida Department of Environmental Protection
2018 Reuse Inventory

County	Reuse System Name	Reuse Type	Reuse Sub-Type	Part	Cap (mgd)*	Flow (mgd)	Area (acres)**
Nassau	JEA-NASSAU REGIONAL (SUN RAY)	PAA&LI	GCI	III	0.75	0.376	212
Nassau	NASSAU AMELIA UTILITIES	IND	ATP	VII	0.008	0.001	
Nassau	NASSAU AMELIA UTILITIES	PAA&LI	GCI	III	0.968	0.667	295
Okaloosa	CRESTVIEW, CITY OF	AI	OC	II	2.1	1	240
Okaloosa	CRESTVIEW, CITY OF	IND	ATP	VII	0.09	0.08	10
Okaloosa	CRESTVIEW, CITY OF	GWR&IPR	RIB	IV	0.63	0.52	7.65
Okaloosa	DESTIN WATER USERS	PAA&LI	RI	III	2.55	1.538	220.24
Okaloosa	DESTIN WATER USERS	PAA&LI	OPAA	III	0.445	0.41	66.28
Okaloosa	DESTIN WATER USERS	GWR&IPR	AF	IV	1.3	0.447	15.76
Okaloosa	DESTIN WATER USERS	GWR&IPR	RIB	IV	0.5	0.303	7.16
Okaloosa	DESTIN WATER USERS	IND	ATP	VII	0.253	0.245	5.78
Okaloosa	DESTIN WATER USERS	PAA&LI	GCI	III	1.2	0.316	134.6
Okaloosa	FORT WALTON BEACH GENERAL REUSE SERVICE AREA	IND	AOF	VII	0.2	0	0
Okaloosa	FORT WALTON BEACH GENERAL REUSE SERVICE AREA	PAA&LI	GCI	III	1.55	0.305	330
Okaloosa	HURLBURT FIELD AIR FORCE BASE	PAA&LI	GCI	III	0.3	0	150
Okaloosa	HURLBURT FIELD AIR FORCE BASE	WL	NA	NA	1	0.408	
Okaloosa	HURLBURT FIELD AIR FORCE BASE	IND	ATP	VII	0.038	0.038	15
Okaloosa	HURLBURT FIELD AIR FORCE BASE	PAA&LI	RI	III	0.198	0.033	58
Okaloosa	HURLBURT FIELD AIR FORCE BASE	PAA&LI	OPAA	III	0.89	0.078	
Okaloosa	MARY ESTHER, CITY OF	AI	OC	II	1.1	0.441	183
Okaloosa	NICEVILLE-NV REGIONAL (VALPARAISO)	PAA&LI	RI	III	1.264	0.478	163
Okaloosa	NICEVILLE-NV REGIONAL (VALPARAISO)	PAA&LI	GCI	III	1.593	0	150
Okaloosa	NICEVILLE-NV REGIONAL (VALPARAISO)	AI	OC	II	3.35	1.992	194
Okaloosa	NICEVILLE-NV REGIONAL (VALPARAISO)	PAA&LI	OPAA	III	0.942	0.165	78
Okaloosa	OKALOOSA CORRECTIONAL INSTITUTION	GWR&IPR	RIB	IV	0.225	0.166	5.6
Okaloosa	OKALOOSA-ARBENNIE PRITCHETT	GWR&IPR	RIB	IV	10	6.5	200
Okaloosa	OKALOOSA-BOB SIKES INDUSTRIAL PARK	GWR&IPR	AF	IV	0.391	0.116	11.09
Okaloosa	OKALOOSA-RUSSELL STEPHENSON	GWR&IPR	RIB	IV	0.98	0.543	12.03
Okeechobee	OKEECHOBEE CORRECTIONAL INSTITUTION	AI	OC	II	0.2	0.17	20
Okeechobee	OKEECHOBEE UTILITY AUTHORITY	PAA&LI	OTH	III	0.132	0.155	17
Okeechobee	OKEECHOBEE UTILITY AUTHORITY	AI	OC	II	0.5	0.07	512
Okeechobee	OKEECHOBEE UTILITY AUTHORITY	AI	EC	III	0.8	0.271	781
Okeechobee	OKEECHOBEE UTILITY AUTHORITY	AI	OC	II	0.47	0.47	57
Orange	APOPKA-PROJECT ARROW	AI	OC	II	0.47	0.47	57
Orange	APOPKA-PROJECT ARROW	AI	EC	III	0.1	0.08	257.94
Orange	APOPKA-PROJECT ARROW	PAA&LI	RI	III	4.75	4.75	2400
Orange	APOPKA-PROJECT ARROW	OTH	OTH	NA	0.158	0.158	
Orange	APOPKA-PROJECT ARROW	IND	ATP	VII	0.06	0.06	
Orange	APOPKA-PROJECT ARROW	PAA&LI	OPAA	III	2.133	0.73	175
Orange	APOPKA-PROJECT ARROW	PAA&LI	GCI	III	1.672	0.83	389.6
Orange	FAIRWAYS COUNTRY CLUB	PAA&LI	GCI	III	0.15	0.117	56

Florida Department of Environmental Protection
2018 Reuse Inventory

County	Reuse System Name	Reuse Type	Reuse Sub-Type	Part	Cap (mgd)*	Flow (mgd)	Area (acres)**
Orange	FAIRWAYS COUNTRY CLUB	OTH	OTH	NA	0.006	0.006	
Orange	FAIRWAYS COUNTRY CLUB	GWR&IPR	RIB	IV	0.15	0.023	0.7103
Orange	GULFSTREAM HARBOR MOBILE HOME PARK	GWR&IPR	RIB	IV	0.1	0.056	3.16
Orange	OCOEE, CITY OF	GWR&IPR	RIB	IV	1.1	0.17	10.7
Orange	OCOEE, CITY OF	PAA&LI	GCI	III	1	0.17	260
Orange	OCOEE, CITY OF	PAA&LI	OPAA	III	3.636	1.86	
Orange	OCOEE, CITY OF	PAA&LI	RI	III	3.445	1.776	
Orange	OCUD-EASTERN SERVICE AREA	GWR&IPR	RIB	IV	2.5	1.157	90
Orange	OCUD-EASTERN SERVICE AREA	WL	NA	NA	10	7.09	300
Orange	OCUD-EASTERN SERVICE AREA	IND	AOF	VII	13	7.024	93
Orange	OCUD-EASTERN SERVICE AREA	PAA&LI	RI	III	12.767	3.995	
Orange	OCUD-NORTHWEST SERVICE AREA	IND	ATP	VII	0.3	0.007	10
Orange	OCUD-NORTHWEST SERVICE AREA	PAA&LI	OPAA	III	0.225	0.225	
Orange	OCUD-NORTHWEST SERVICE AREA	TF	NA	III	0.05	0.01	
Orange	OCUD-NORTHWEST SERVICE AREA	GWR&IPR	RIB	IV	4.94	1.251	44.2
Orange	OCUD-NORTHWEST SERVICE AREA	WL	NA	NA	3.944	2.031	67.4
Orange	OCUD-SOUTH SERVICE AREA	PAA&LI	GCI	III	8.28	2.409	2392
Orange	OCUD-SOUTH SERVICE AREA	PAA&LI	OPAA	III	7.58	0.778	2539
Orange	OCUD-SOUTH SERVICE AREA	IND	AOF	VII	2.45	0.024	607
Orange	OCUD-SOUTH SERVICE AREA	PAA&LI	RI	III	5	1.823	2252
Orange	OCUD-SOUTH SERVICE AREA	TF	NA	III	0.005	0.005	
Orange	OCUD-SOUTH SERVICE AREA	IND	ATP	VII	2.574	1.191	50
Orange	ORLANDO-WATER CONSERV I	PAA&LI	GCI	III	1.101	0.116	142.35
Orange	ORLANDO-WATER CONSERV I	PAA&LI	OPAA	III	10.05	5.6	2597
Orange	ORLANDO-WATER CONSERV I	FP	NA	III	2	0	
Orange	ORLANDO-WATER CONSERV I	IND	ATP	VII	0.2	0	85
Orange	ORLANDO-WATER CONSERV I	PAA&LI	RI	III	9.149	1.48	2365
Orange	ORLANDO-WATER CONSERV I	GWR&IPR	RIB	IV	3.95	0.06	50
Orange	ORLANDO-WATER CONSERV II	GWR&IPR	RIB	IV	29.2	18.111	3725
Orange	ORLANDO-WATER CONSERV II	AI	OC	II	0.974	0.32	163
Orange	ORLANDO-WATER CONSERV II	AI	EC	III	4.625	2.171	2161.7
Orange	ORLANDO-WATER CONSERV II	PAA&LI	GCI	III	4.959	2.768	1395
Orange	ORLANDO-WATER CONSERV II	IND	ATP	VII	0.023	0	
Orange	ORLANDO-WATER CONSERV II	PAA&LI	OPAA	III	16.953	15.065	1576
Orange	ORLANDO-WATER CONSERV II	PAA&LI	RI	III	0.613	0.098	158
Orange	REEDY CREEK IMPROVEMENT DISTRICT	GWR&IPR	RIB	IV	12.5	8.344	86
Orange	REEDY CREEK IMPROVEMENT DISTRICT	PAA&LI	OPAA	III	4.91	4.278	1119
Orange	REEDY CREEK IMPROVEMENT DISTRICT	PAA&LI	GCI	III	10	0.875	435
Orange	REEDY CREEK IMPROVEMENT DISTRICT	IND	ATP	VII	0.739	0.717	70

Florida Department of Environmental Protection
2018 Reuse Inventory

County	Reuse System Name	Reuse Type	Reuse Sub-Type	Part	Cap (mgd)*	Flow (mgd)	Area (acres)**
Orange	ROCK SPRINGS MOBILE HOME PARK	GWR&IPR	RIB	IV	0.15	0.082	4.2
Orange	WEDGEFIELD SUBDIVISION	PAA&LI	GCI	III	0.27	0.214	120
Orange	WEDGEFIELD SUBDIVISION	AI	OC	II	0.06	0	31.77
Orange	WINTER GARDEN, CITY OF	PAA&LI	RI	III	3.25	1.68	1152
Orange	WINTER GARDEN, CITY OF	PAA&LI	OPAA	III	0.139	0	
Orange	WINTER GARDEN, CITY OF	PAA&LI	GCI	III	0.75	0.411	141
Orange	WINTER PARK, CITY OF	PAA&LI	OPAA	III	0.27	0.118	115.6
Orange	WINTER PARK, CITY OF	PAA&LI	GCI	III	0.345	0.158	198
Orange	WINTER PARK, CITY OF	IND	ATP	VII	0.009	0.006	7.73
Osceola	KISSIMMEE GOOD SAMARITAN RETIREMENT VILLAGE	PAA&LI	OPAA	III	0.025	0.01	5
Osceola	KISSIMMEE GOOD SAMARITAN RETIREMENT VILLAGE	PAA&LI	GCI	III	0.15	0.084	47
Osceola	KISSIMMEE GOOD SAMARITAN RETIREMENT VILLAGE	PAA&LI	RI	III	0.125	0.07	50
Osceola	ST. CLOUD-SOUTHSIDE #2	AI	OC	II	0.034	0.004	
Osceola	ST. CLOUD-SOUTHSIDE #2	PAA&LI	OPAA	III	0.647	0.647	120
Osceola	ST. CLOUD-SOUTHSIDE #2	PAA&LI	RI	III	7.283	2.767	7730
Osceola	ST. CLOUD-SOUTHSIDE #2	IND	ATP	VII	0.008	0.008	
Osceola	ST. CLOUD-SOUTHSIDE #2	PAA&LI	GCI	III	0.57	0.343	219
Osceola	TOHO-CAMELOT	PAA&LI	GCI	III	2.435	1.943	320
Osceola	TOHO-CAMELOT	PAA&LI	OPAA	III	2.188	2.108	1105.2
Osceola	TOHO-CAMELOT	PAA&LI	RI	III	2.795	2.795	589
Osceola	TOHO-CAMELOT	IND	AOF	VII	3.72	2.057	0.941
Osceola	TOHO-CAMELOT	GWR&IPR	RIB	IV	14.215	5.989	58.72
Osceola	TOHO-CAMELOT	AI	OC	II	1.6	0.565	180
Osceola	TOHO-HARMONY	GWR&IPR	RIB	IV	0.18	0.148	2.09
Osceola	TOHO-HARMONY	PAA&LI	RI	III	0.499	0	264
Osceola	TOHO-PARKWAY	GWR&IPR	RIB	IV	1.5	0.233	36
Osceola	TOHO-PARKWAY	PAA&LI	RI	III	0.61	0.383	407
Osceola	TOHO-PARKWAY	PAA&LI	OPAA	III	0.249	0.032	95
Osceola	TOHO-PARKWAY	PAA&LI	GCI	III	0.4912	0.302	183
Osceola	TOHO-POINCIANA	PAA&LI	RI	III	2.266	2.266	
Osceola	TOHO-POINCIANA	PAA&LI	OPAA	III	0.077	0.03	
Osceola	TOHO-POINCIANA	PAA&LI	GCI	III	1.947	1.113	
Osceola	TOHO-POINCIANA	GWR&IPR	RIB	IV	1.848	1.848	50
Osceola	TOHO-SANDHILL ROAD	PAA&LI	OPAA	III	2.1	0.166	595.2
Osceola	TOHO-SANDHILL ROAD	GWR&IPR	RIB	IV	2	2	12
Osceola	TOHO-SANDHILL ROAD	PAA&LI	RI	III	2.83	2.346	460.3
Osceola	TOHO-SANDHILL ROAD	PAA&LI	GCI	III	1.07	0.494	76.98
Palm Beach	BOCA RATON, CITY OF (PROJECT IRIS)	PAA&LI	GCI	III	4.708	3.81	1400
Palm Beach	BOCA RATON, CITY OF (PROJECT IRIS)	PAA&LI	OPAA	III	3.75	3.17	1050
Palm Beach	BOCA RATON, CITY OF (PROJECT IRIS)	PAA&LI	RI	III	2.192	1.86	422

Florida Department of Environmental Protection
2018 Reuse Inventory

County	Reuse System Name	Reuse Type	Reuse Sub-Type	Part	Cap (mgd)*	Flow (mgd)	Area (acres)**
Palm Beach	BOCA RATON, CITY OF (PROJECT IRIS)	IND	ATP	VII	1.142	1.08	50
Palm Beach	LOXAHATCHEE ENV. CONTROL DIST.	PAA&LI	OPAA	III	0.92	0.66	387
Palm Beach	LOXAHATCHEE ENV. CONTROL DIST.	PAA&LI	GCI	III	7.61	3.96	1957
Palm Beach	LOXAHATCHEE ENV. CONTROL DIST.	IND	ATP	VII	2.5	1.02	
Palm Beach	LOXAHATCHEE ENV. CONTROL DIST.	PAA&LI	RI	III	1.4	1.35	453
Palm Beach	PALM BEACH CO. SOUTHERN REGION	PAA&LI	OPAA	III	4.28	0.48	1539.6
Palm Beach	PALM BEACH CO. SOUTHERN REGION	PAA&LI	GCI	III	6.18	2.59	945.5
Palm Beach	PALM BEACH CO. SOUTHERN REGION	WL	NA	NA	5	1.65	125
Palm Beach	PALM BEACH CO. SOUTHERN REGION	IND	ATP	VII	5	2.28	0
Palm Beach	PALM BEACH CO. SOUTHERN REGION	PAA&LI	RI	III	28.38	5.99	2176.6
Palm Beach	PALM BEACH CO.-CENTRAL REGION RWF	PAA&LI	RI	III	1.85	0.002	287.5
Palm Beach	PALM BEACH CO.-CENTRAL REGION RWF	PAA&LI	GCI	III	2	0.151	101.2
Palm Beach	PALM BEACH CO.-CENTRAL REGION RWF	PAA&LI	OPAA	III	0.115	0	13.2
Palm Beach	PALM BEACH CO.-WESTERN REGION (BELLE GLADE)	GWR&IPR	RIB	IV	0.603	0.06	7.4
Palm Beach	PALM BEACH CO.-WESTERN REGION NORTH (FKA PAHOKEE WWTP)	GWR&IPR	RIB	IV	0.08	0.007	1.89
Palm Beach	SEACOAST UTILITIES PGA	PAA&LI	RI	III	1.83	1.82	401.68
Palm Beach	SEACOAST UTILITIES PGA	PAA&LI	GCI	III	7.17	7.17	2186.7
Palm Beach	SEACOAST UTILITIES PGA	IND	ATP	VII	0.02	0.01	10
Palm Beach	SEACOAST UTILITIES PGA	PAA&LI	OPAA	III	0.64	0.64	34.68
Palm Beach	SOUTH CENTRAL REGIONAL	PAA&LI	RI	III	2.77	1.12	643
Palm Beach	SOUTH CENTRAL REGIONAL	PAA&LI	OPAA	III	1.79	0.76	151
Palm Beach	SOUTH CENTRAL REGIONAL	PAA&LI	GCI	III	6.44	4.69	1539
Palm Beach	SOUTH CENTRAL REGIONAL	IND	ATP	VII	2	0.14	40
Palm Beach	VILLAGE OF WELLINGTON WWTP	PAA&LI	OPAA	III	4.12	0.425	75
Palm Beach	VILLAGE OF WELLINGTON WWTP	GWR&IPR	RIB	IV	0.23	0	20
Palm Beach	WEST PALM BEACH-EAST CENTRAL REGIONAL	IND	AOF	VII	22	12.36	
Palm Beach	WEST PALM BEACH-EAST CENTRAL REGIONAL	PAA&LI	OPAA	III	0.7	0.06	
Pasco	DADE CITY, CITY OF	GWR&IPR	RIB	IV	1	0.193	24
Pasco	DADE CITY, CITY OF	AI	EC	III	1.28	0.489	256
Pasco	FGUA-JASMINE LAKES	GWR&IPR	RIB	IV	0.308	0.234	6.2
Pasco	FGUA-PALM TERRACE GARDENS	GWR&IPR	RIB	IV	0.13	0.048	0.92
Pasco	FGUA-PALM TERRACE GARDENS	AI	OC	II	0.13	0.059	1.28
Pasco	FGUA-SEVEN SPRINGS WWTF	PAA&LI	GCI	III	0.427	0.141	138
Pasco	FGUA-SEVEN SPRINGS WWTF	PAA&LI	OPAA	III	0.402	0.289	394
Pasco	FGUA-SEVEN SPRINGS WWTF	AI	OC	II	0.28	0.28	
Pasco	FGUA-SEVEN SPRINGS WWTF	PAA&LI	RI	III	2.127	0.802	542
Pasco	FOREST LAKE ESTATES	AI	OC	II	0.216	0.042	34.7
Pasco	NEW PORT RICHEY, CITY OF	PAA&LI	RI	III	2.71	0.2	372
Pasco	NEW PORT RICHEY, CITY OF	IND	ATP	VII	0.429	0.34	5

Florida Department of Environmental Protection
2018 Reuse Inventory

County	Reuse System Name	Reuse Type	Reuse Sub-Type	Part	Cap (mgd)*	Flow (mgd)	Area (acres)**
Pasco	NEW PORT RICHEY, CITY OF	PAA&LI	OPAA	III	1.49	1.21	128
Pasco	PASCO CO. MASTER REUSE SYSTEM	IND	ATP	VII	0.264	0.264	
Pasco	PASCO CO. MASTER REUSE SYSTEM	PAA&LI	GCI	III	2.872	1.757	2398
Pasco	PASCO CO. MASTER REUSE SYSTEM	PAA&LI	OPAA	III	5.14	4.791	819
Pasco	PASCO CO. MASTER REUSE SYSTEM	PAA&LI	RI	III	9.642	9.642	1587
Pasco	PASCO CO. MASTER REUSE SYSTEM	WL	NA	NA	5	2.512	133
Pasco	PASCO CO. MASTER REUSE SYSTEM	IND	AOF	VII	0.346	0.346	80
Pasco	PASCO CO. MASTER REUSE SYSTEM	GWR&IPR	RIB	IV	11.643	4.428	174
Pasco	PASCO CO. MASTER REUSE SYSTEM	AI	OC	II	0.3	0.031	100
Pasco	PASCO CO. MASTER REUSE SYSTEM	AI	EC	III	0.063	0	491
Pasco	TRAVELER'S REST RV PARK WWTP	AI	OC	II	0.035	0.002	12
Pasco	TRAVELER'S REST RV PARK WWTP	GWR&IPR	RIB	IV	0.065	0.042	1.5
Pasco	ZEPHYRHILLS, CITY OF	IND	ATP	VII	0.045	0	
Pasco	ZEPHYRHILLS, CITY OF	PAA&LI	GCI	III	0.39	0.059	62
Pasco	ZEPHYRHILLS, CITY OF	GWR&IPR	RIB	IV	2.25	1.345	30
Pasco	ZEPHYRHILLS, CITY OF	PAA&LI	OPAA	III	0.75	0.026	77
Pasco	ZEPHYRHILLS, CITY OF	PAA&LI	RI	III	0.46	0.011	45
Pinellas	CLEARWATER CITY OF MASTER REUSE SYSTEM	PAA&LI	OPAA	III	1.503	0.9752	495
Pinellas	CLEARWATER CITY OF MASTER REUSE SYSTEM	IND	ATP	VII	0.8812	0.8812	
Pinellas	CLEARWATER CITY OF MASTER REUSE SYSTEM	PAA&LI	GCI	III	1.247	0.9653	290
Pinellas	CLEARWATER CITY OF MASTER REUSE SYSTEM	PAA&LI	RI	III	8.25	2.4021	2277
Pinellas	DUNEDIN, CITY OF-MAINLAND	PAA&LI	OPAA	III	1.3	0.9	466
Pinellas	DUNEDIN, CITY OF-MAINLAND	PAA&LI	RI	III	1.9	1.7	665
Pinellas	DUNEDIN, CITY OF-MAINLAND	PAA&LI	GCI	III	0.7	0.2	143
Pinellas	DUNEDIN, CITY OF-MAINLAND	IND	ATP	VII	0.2	0.2	
Pinellas	LARGO, CITY OF	AI	OC	II	0.5	0.008	6
Pinellas	LARGO, CITY OF	PAA&LI	OPAA	III	2.5	1.004	2270.23
Pinellas	LARGO, CITY OF	IND	AOF	VII	3	2.1	
Pinellas	LARGO, CITY OF	IND	ATP	VII	1	0	24.33
Pinellas	LARGO, CITY OF	PAA&LI	GCI	III	3.5	0.748	614
Pinellas	LARGO, CITY OF	PAA&LI	RI	III	7.5	1.41	438
Pinellas	OLDSMAR, CITY OF	PAA&LI	RI	III	3.788	0.731	1647.59
Pinellas	ON TOP OF THE WORLD	PAA&LI	RI	III	0.2861	0.1093	54
Pinellas	ON TOP OF THE WORLD	PAA&LI	GCI	III	0.3139	0.3014	52
Pinellas	PINELLAS CO.-SOUTH CROSS BAYOU	PAA&LI	RI	III	9.63	7.26	36480
Pinellas	PINELLAS CO.-SOUTH CROSS BAYOU	PAA&LI	OPAA	III	2.5	2.5	
Pinellas	PINELLAS CO.-SOUTH CROSS BAYOU	IND	ATP	VII	2.41	1.74	
Pinellas	PINELLAS CO.-SOUTH CROSS BAYOU	PAA&LI	GCI	III	0.73	0.73	
Pinellas	PINELLAS CO.-WILLIAM E. DUNN WATER RECLAMATION FACILITY	PAA&LI	OPAA	III	3.3	0.49	879

Florida Department of Environmental Protection
2018 Reuse Inventory

County	Reuse System Name	Reuse Type	Reuse Sub-Type	Part	Cap (mgd)*	Flow (mgd)	Area (acres)**
Pinellas	PINELLAS CO.-WILLIAM E. DUNN WATER RECLAMATION FACILITY	PAA&LI	RI	III	7.1	5.53	1351
Pinellas	PINELLAS CO.-WILLIAM E. DUNN WATER RECLAMATION FACILITY	IND	ATP	VII	0.2	0.16	
Pinellas	PINELLAS CO.-WILLIAM E. DUNN WATER RECLAMATION FACILITY	PAA&LI	GCI	III	9.9	1.23	1194
Pinellas	ST. PETERSBURG MASTER URBAN REUSE SYSTEM	PAA&LI	RI	III	24	9.13	3792
Pinellas	ST. PETERSBURG MASTER URBAN REUSE SYSTEM	PAA&LI	GCI	III	8.7	2.326	935
Pinellas	ST. PETERSBURG MASTER URBAN REUSE SYSTEM	IND	ATP	VII	1	0.7	24
Pinellas	ST. PETERSBURG MASTER URBAN REUSE SYSTEM	IND	AOF	VII	12	5.68	1976
Pinellas	ST. PETERSBURG MASTER URBAN REUSE SYSTEM	PAA&LI	OPAA	III	31.2	4.93	1436
Pinellas	TARPON SPRINGS, CITY OF	PAA&LI	RI	III	0.8544	0.8767	1432.5
Pinellas	TARPON SPRINGS, CITY OF	IND	ATP	VII	0.0819	0.0363	
Pinellas	TARPON SPRINGS, CITY OF	IND	AOF	VII	0.007	0.0042	
Pinellas	TARPON SPRINGS, CITY OF	PAA&LI	OPAA	III	0.3298	0.4393	130.5
Pinellas	TARPON SPRINGS, CITY OF	PAA&LI	GCI	III	0.3202	0.3087	112.9
Polk	AUBURNDALE, CITY OF-ALLRED	AI	OC	II	1.48	0.363	148
Polk	AUBURNDALE, CITY OF-ALLRED	GWR&IPR	RIB	IV	0.04	0	5
Polk	AUBURNDALE, CITY OF-ALLRED	IND	AOF	VII	0.6	0.591	
Polk	AUBURNDALE, CITY OF-ALLRED	PAA&LI	OPAA	III	1.66	0	33
Polk	AUBURNDALE, CITY OF-REGIONAL	PAA&LI	OPAA	III	0.6	0.308	160
Polk	AUBURNDALE, CITY OF-REGIONAL	GWR&IPR	RIB	IV	0.28	0.253	20
Polk	AUBURNDALE, CITY OF-REGIONAL	AI	OC	II	0.78	0.857	160
Polk	AUBURNDALE, CITY OF-REGIONAL	WL	NA	NA	0.5	0.5	26
Polk	BARTOW, CITY OF	IND	AOF	VII	4	2.588	
Polk	CARDINAL HILL (FKA POLK CITY INTERIM)	GWR&IPR	RIB	IV	0.1	0.033	4
Polk	CARDINAL HILL (FKA POLK CITY INTERIM)	AI	OC	II	0.185	0.11	32.5
Polk	CAREFREE RV COUNTRY CLUB WWTF	PAA&LI	GCI	III	0.075	0.024	48.3
Polk	CYPRESS LAKES UTILITIES, INC.	PAA&LI	GCI	III	0.19	0.105	137
Polk	DAVENPORT, CITY OF	GWR&IPR	RIB	IV	0.225	0.166	2.46
Polk	DUNDEE, TOWN OF	GWR&IPR	RIB	IV	0.7	0.13	2.89
Polk	FORT MEADE, CITY OF	IND	AOF	VII	1	0.534	
Polk	FROSTPROOF, CITY OF	GWR&IPR	RIB	IV	0.25	0.173	1.23
Polk	GOLD COAST UTILITY	AI	OC	II	0.2	0.1114	32
Polk	GRENELEFE UTILITIES	GWR&IPR	RIB	IV	0.34	0.138	2.3
Polk	HAINES CITY	PAA&LI	GCI	III	0.75	0.481	140
Polk	HAINES CITY	PAA&LI	OPAA	III	0.116	0.072	87.6
Polk	HAINES CITY	IND	ATP	VII	0.173	0.173	
Polk	HAINES CITY	IND	AOF	VII	0.267	0.087	19.6
Polk	HAINES CITY	GWR&IPR	RIB	IV	2.97	0.5896	15
Polk	HAINES CITY	AI	OC	III	0.15	0.141	20

Florida Department of Environmental Protection
2018 Reuse Inventory

County	Reuse System Name	Reuse Type	Reuse Sub-Type	Part	Cap (mgd)*	Flow (mgd)	Area (acres)**
Polk	LAKE ALFRED, CITY OF	AI	OC	II	0.9	0.416	151
Polk	LAKE ALFRED, CITY OF	GWR&IPR	RIB	IV	0.35	0.054	2.13
Polk	LAKE WALES, CITY OF	PAA&LI	OPAA	III	0.43	0.002	117.4
Polk	LAKE WALES, CITY OF	PAA&LI	RI	III	0.36	0.092	121
Polk	LAKE WALES, CITY OF	GWR&IPR	RIB	IV	2.19	0.636	21.37
Polk	LAKE WALES, CITY OF	PAA&LI	GCI	III	0.5	0.339	282
Polk	LAKE WALES, CITY OF	AI	OC	II	0.55	0.0207	80
Polk	LAKE WALES, CITY OF	AI	EC	III	0.27	0.0122	62
Polk	LAKELAND, CITY OF	IND	AOF	VII	17	11.57	
Polk	MULBERRY CITY OF	IND	AOF	VII	0.21	0.21	
Polk	OUTDOOR RESORTS AT ORLANDO	GWR&IPR	RIB	IV	0.125	0.122	0.58
Polk	POLK CO.-NORTHEAST REGIONAL	PAA&LI	OPAA	III	1.262	1.262	181
Polk	POLK CO.-NORTHEAST REGIONAL	PAA&LI	GCI	III	0.318	0.219	127.82
Polk	POLK CO.-NORTHEAST REGIONAL	GWR&IPR	RIB	IV	4.4	0.454	174.5
Polk	POLK CO.-NORTHEAST REGIONAL	PAA&LI	RI	III	1.42	1.305	948.18
Polk	POLK CO.-NORTHWEST REGIONAL	PAA&LI	RI	III	0.93	0.352	426.5
Polk	POLK CO.-NORTHWEST REGIONAL	PAA&LI	OPAA	III	0.171	0.076	21.31
Polk	POLK CO.-NORTHWEST REGIONAL	PAA&LI	GCI	III	0.3	0.008	125
Polk	POLK CO.-NORTHWEST REGIONAL	GWR&IPR	RIB	IV	0.043	0	1.895
Polk	POLK CO.-NORTHWEST REGIONAL	AI	OC	II	0.347	0.015	44.9
Polk	POLK CO.-SOUTHWEST REGIONAL WWTP	PAA&LI	GCI	III	0.6	0.142	380
Polk	POLK CO.-SOUTHWEST REGIONAL WWTP	PAA&LI	RI	III	1.98	0.501	510
Polk	POLK CO.-SOUTHWEST REGIONAL WWTP	PAA&LI	OPAA	III	0.42	0.232	182
Polk	POLK CO.-SUN RAY	GWR&IPR	RIB	IV	1	0.367	10.64
Polk	POLK CO.-WAVERLY	GWR&IPR	RIB	IV	0.13	0.029	2.49
Polk	POLK CORRECTIONAL INSTITUTION	GWR&IPR	RIB	IV	0.313	0.146	3
Polk	STREAMSONG WWTF	PAA&LI	GCI	III	0.1	0.024	190
Polk	SWEETWATER GOLF & TENNIS CLUB	GWR&IPR	RIB	IV	0.07	0.0266	0.69
Polk	SWEETWATER GOLF & TENNIS CLUB	PAA&LI	GCI	III	0.07	0.0246	30
Polk	SWISS GOLF CLUB	GWR&IPR	AF	IV	0.176	0.088	4.36
Polk	SWISS GOLF CLUB	GWR&IPR	RIB	IV	0.03	0	0.12
Polk	SWISS VILLAGE MOBILE HOME PARK	GWR&IPR	RIB	IV	0.141	0.05	1.02
Polk	WINTER HAVEN, CITY OF	AI	EC	III	0.5	0.303	63
Polk	WINTER HAVEN, CITY OF	PAA&LI	OPAA	III	4.3	0.178	113.5
Polk	WINTER HAVEN, CITY OF	PAA&LI	GCI	III	0.454	0.205	163
Polk	WINTER HAVEN, CITY OF	IND	ATP	VII	0.287	0.282	
Polk	WINTER HAVEN, CITY OF	PAA&LI	RI	III	0.13	0.13	59
Putnam	CRESCENT CITY, CITY OF	GWR&IPR	RIB	IV	0.35	0.105	15.58
Putnam	EAST PUTNAM COUNTY REGIONAL	GWR&IPR	RIB	IV	0.24	0.143	13.3
Putnam	PALATKA, CITY OF	PAA&LI	GCI	III	3.5	1.655	110

Florida Department of Environmental Protection
2018 Reuse Inventory

County	Reuse System Name	Reuse Type	Reuse Sub-Type	Part	Cap (mgd)*	Flow (mgd)	Area (acres)**
Putnam	RIVER PARK MHP	PAA&LI	GCI	III	0.1	0.0331	80
Santa Rosa	HIGHWAY 191 (SUNDIAL UTILITIES)	GWR&IPR	RIB	IV	0.125	0.088	2.5
Santa Rosa	HOLLEY WRF	GWR&IPR	RIB	IV	0.147	0.017	5.49
Santa Rosa	HOLLEY-NAVARRE WATER SYSTEMS, INC.	GWR&IPR	RIB	IV	0.5	0.232	
Santa Rosa	HOLLEY-NAVARRE WATER SYSTEMS, INC.	PAA&LI	OPAA	III	0.13	0.13	1.898
Santa Rosa	HOLLEY-NAVARRE WATER SYSTEMS, INC.	PAA&LI	GCI	III	4.275	1.06	144.3
Santa Rosa	JAY, TOWN OF	GWR&IPR	RIB	IV	0.12	0.056	0.9
Santa Rosa	MILTON, CITY OF	IND	ATP	VII	0.6	0.208	
Santa Rosa	PACE WATER SYSTEM, INC.	PAA&LI	RI	III	5	0.752	20
Santa Rosa	PACE WATER SYSTEM, INC.	GWR&IPR	RIB	IV	0.1	0.0731	0.48
Santa Rosa	PACE WATER SYSTEM, INC.	PAA&LI	GCI	III	0.5	0.03	110
Santa Rosa	SANTA ROSA CO.-NAVARRE BEACH	IND	ATP	VII	0.032	0.018	4.5
Santa Rosa	SOUTH SANTA ROSA UTILITY SYSTEM (GULF BREEZE-TIGER POINT)	PAA&LI	GCI	III	1.3	0.393	225
Santa Rosa	SOUTH SANTA ROSA UTILITY SYSTEM (GULF BREEZE-TIGER POINT)	IND	ATP	VII	0.029	0.002	3.9
Santa Rosa	SOUTH SANTA ROSA UTILITY SYSTEM (GULF BREEZE-TIGER POINT)	PAA&LI	RI	III	0.878	0.587	130.8
Santa Rosa	SOUTH SANTA ROSA UTILITY SYSTEM (GULF BREEZE-TIGER POINT)	AI	OC	II	0.731	0.289	99.5
Santa Rosa	SOUTH SANTA ROSA UTILITY SYSTEM (GULF BREEZE-TIGER POINT)	OTH	OTH	NA	0.3	0.232	4
Santa Rosa	SOUTH SANTA ROSA UTILITY SYSTEM (GULF BREEZE-TIGER POINT)	PAA&LI	OPAA	III	0.832	0.189	107.4
Sarasota	CAMELOT LAKES	PAA&LI	OPAA	III	0.09	0.063	26
Sarasota	NORTH PORT, CITY OF	PAA&LI	RI	III	1.45	0.41	400
Sarasota	NORTH PORT, CITY OF	PAA&LI	OPAA	III	1.45	0.14	119
Sarasota	NORTH PORT, CITY OF	PAA&LI	GCI	III	2.1	0.324	220
Sarasota	SARASOTA CO.-NORTH	AI	OC	II	0.01	0	300
Sarasota	SARASOTA CO.-NORTH	PAA&LI	OTH	III	0.8	0.8	29.4
Sarasota	SARASOTA CO.-NORTH	PAA&LI	GCI	III	7.8	2.9	2446
Sarasota	SARASOTA CO.-NORTH	PAA&LI	OPAA	III	2.5	0.6	790
Sarasota	SARASOTA CO.-NORTH	PAA&LI	RI	III	3.2	2.4	2250
Sarasota	SARASOTA CO.-SOUTH (VENICE GARDENS)	PAA&LI	RI	III	0.71	0.7	344
Sarasota	SARASOTA CO.-SOUTH (VENICE GARDENS)	PAA&LI	OPAA	III	0.15	0.05	262
Sarasota	SARASOTA CO.-SOUTH (VENICE GARDENS)	PAA&LI	GCI	III	7.643	1.56	708
Sarasota	SARASOTA, CITY OF	AI	OC	II	4.82	0.333	3350
Sarasota	SARASOTA, CITY OF	AI	EC	III	1.22	0.022	1850
Sarasota	SARASOTA, CITY OF	PAA&LI	GCI	III	1.46	0.315	610
Sarasota	SARASOTA, CITY OF	PAA&LI	OPAA	III	2.75	0.74	2600
Sarasota	SARASOTA, CITY OF	PAA&LI	RI	III	3	0.026	0
Sarasota	VENICE, CITY OF-PROJECT WAVE	PAA&LI	OPAA	III	0.27	0.058	100

Florida Department of Environmental Protection
2018 Reuse Inventory

County	Reuse System Name	Reuse Type	Reuse Sub-Type	Part	Cap (mgd)*	Flow (mgd)	Area (acres)**
Sarasota	VENICE, CITY OF-PROJECT WAVE	PAA&LI	GCI	III	1.25	1.127	545
Sarasota	VENICE, CITY OF-PROJECT WAVE	PAA&LI	RI	III	1.48	1.424	615
Seminole	ALTAMONTE SPRINGS, CITY OF (PROJECT APRICOT)	IND	AOF	VII	0.015	0.007	
Seminole	ALTAMONTE SPRINGS, CITY OF (PROJECT APRICOT)	IND	ATP	VII	0.219	0.364	
Seminole	ALTAMONTE SPRINGS, CITY OF (PROJECT APRICOT)	PAA&LI	RI	III	12.5	6.245	5917
Seminole	CASSELBERRY, CITY OF	GWR&IPR	RIB	IV	0.285	0.239	10.58
Seminole	CASSELBERRY, CITY OF	PAA&LI	GCI	III	0.358	0.141	60.9
Seminole	CASSELBERRY, CITY OF	PAA&LI	RI	III	1.608	0.697	823
Seminole	FGUA-CHULUOTA	GWR&IPR	AF	IV	0.083	0.096	17.4
Seminole	ORLANDO-IRON BRIDGE	IND	ATP	VII	2.7	2.7	
Seminole	ORLANDO-IRON BRIDGE	WL	NA	NA	35	15.89	1640
Seminole	OVIEDO, CITY OF (ALAFAYA UTILITIES)	GWR&IPR	RIB	IV	0.995	0.681	19
Seminole	OVIEDO, CITY OF (ALAFAYA UTILITIES)	PAA&LI	RI	III	2.117	2.117	0
Seminole	OVIEDO, CITY OF (ALAFAYA UTILITIES)	PAA&LI	GCI	III	0.15	0.093	114
Seminole	PALM VALLEY	PAA&LI	OPAA	III	0.06	0.042	2,545
Seminole	PALM VALLEY	PAA&LI	RI	III	0.09	0.026	40.22
Seminole	SANFORD-NORTH & SOUTH	PAA&LI	RI	III	1.95	0.716	1385
Seminole	SANFORD-NORTH & SOUTH	AI	EC	III	2.133	0.009	287
Seminole	SANFORD-NORTH & SOUTH	AI	OC	II	2.896	0.814	1814
Seminole	SANFORD-NORTH & SOUTH	IND	AOF	VII	1	0.1	
Seminole	SANFORD-NORTH & SOUTH	IND	ATP	VII	0.55	0.5	0
Seminole	SANFORD-NORTH & SOUTH	PAA&LI	GCI	III	1.4	0.28	250
Seminole	SANFORD-NORTH & SOUTH	PAA&LI	OPAA	III	7.29	2.779	1381
Seminole	SEMINOLE CO.-GREENWOOD LAKES	GWR&IPR	RIB	IV	1.8	0.588	3.85
Seminole	SEMINOLE CO.-GREENWOOD LAKES	PAA&LI	OPAA	III	3	1.599	293.03
Seminole	SEMINOLE CO.-NORTHWEST (YANKEE LAKE)	AI	OC	II	0.35	0	72.6
Seminole	SEMINOLE CO.-NORTHWEST (YANKEE LAKE)	TF	NA	III	0.001	0.001	
Seminole	SEMINOLE CO.-NORTHWEST (YANKEE LAKE)	GWR&IPR	RIB	IV	0.36	0.117	18.36
Seminole	SEMINOLE CO.-NORTHWEST (YANKEE LAKE)	PAA&LI	GCI	III	0.12	0.002	250.37
Seminole	SEMINOLE CO.-NORTHWEST (YANKEE LAKE)	PAA&LI	OPAA	III	1.546	0.878	275.17
Seminole	SEMINOLE CO.-NORTHWEST (YANKEE LAKE)	PAA&LI	RI	III	4.833	1.833	736.66
Seminole	SHADOW HILLS (LONGWOOD)	GWR&IPR	RIB	IV	0.47	0.255	8
Seminole	WEKIVA HUNT CLUB	PAA&LI	OPAA	III	1.4	0.026	
Seminole	WEKIVA HUNT CLUB	PAA&LI	GCI	III	0.55	0.127	190
Seminole	WEKIVA HUNT CLUB	GWR&IPR	RIB	IV	0.4	0.002	7.7
Seminole	WEKIVA HUNT CLUB	PAA&LI	RI	III	0.253	0.133	
Seminole	WINTER SPRINGS EAST	AI	OC	II	0.201	0.201	40
Seminole	WINTER SPRINGS EAST	PAA&LI	RI	III	1.72	0.443	0
Seminole	WINTER SPRINGS EAST	PAA&LI	OPAA	III	0.118	0.006	9

Florida Department of Environmental Protection
2018 Reuse Inventory

County	Reuse System Name	Reuse Type	Reuse Sub-Type	Part	Cap (mgd)*	Flow (mgd)	Area (acres)**
Seminole	WINTER SPRINGS EAST	PAA&LI	GCI	III	1.08	0.146	155
Seminole	WINTER SPRINGS EAST	GWR&IPR	RIB	IV	0.61	0.232	6.8
Seminole	WINTER SPRINGS WEST	PAA&LI	OPAA	III	0.201	0.023	
Seminole	WINTER SPRINGS WEST	AI	OC	II	0.28	0.181	37
Seminole	WINTER SPRINGS WEST	PAA&LI	RI	III	1.121	1.121	
Seminole	WINTER SPRINGS WEST	GWR&IPR	RIB	IV	0.715	0.263	43
St. Johns	JEA-PONCE DE LEON	GWR&IPR	RIB	IV	0.24	0.041	2.25
St. Johns	JEA-PONTE VEDRA	GWR&IPR	RIB	IV	0.8	0.043	4.8
St. Johns	JEA-PONTE VEDRA	PAA&LI	GCI	III	0.917	0.264	200
St. Johns	NORTH BEACH UTILITIES	GWR&IPR	RIB	IV	0.364	0.299	1.49
St. Johns	ST. AUGUSTINE, CITY OF	IND	ATP	VII	0.3	0.162	0
St. Johns	ST. JOHNS CO.-ANASTASIA ISLAND	PAA&LI	GCI	III	0.8	0.138	104
St. Johns	ST. JOHNS CO.-ANASTASIA ISLAND	PAA&LI	RI	III	0.03	0.023	
St. Johns	ST. JOHNS CO.-INNLET BEACH	PAA&LI	GCI	III	0.5	0.213	230
St. Johns	ST. JOHNS CO.-MAINLAND (S.R. 207)	PAA&LI	GCI	III	0.25	0.167	153
St. Johns	ST. JOHNS CO.-MARSH LANDING PONTE VEDRA LAKES	PAA&LI	GCI	III	1.1	0.231	298
St. Johns	ST. JOHNS CO.-NORTHWEST	PAA&LI	GCI	III	1	1.294	258
St. Johns	ST. JOHNS CO.-NORTHWEST	PAA&LI	RI	III	4.28	0.222	2980
St. Johns	ST. JOHNS CO.-NORTHWEST	WL	NA	NA	0.5	0.096	
St. Johns	ST. JOHNS CO.-PLAYERS CLUB SOUTH	PAA&LI	GCI	III	0.7	0.149	110
St. Johns	ST. JOHNS CO.-SAWGRASS	PAA&LI	GCI	III	1.5	0.369	203
St. Lucie	FORT PIERCE UTILITY AUTHORITY	IND	ATP	VII	0.1125	0.1125	7
St. Lucie	HARBOUR RIDGE P.U.D.	PAA&LI	GCI	III	0.12	0.067	200
St. Lucie	HUTCHINSON-ISLAND DUNES	PAA&LI	GCI	III	0.12	0.022	63
St. Lucie	MEADOWOOD COMMUNITY (PANTHER WOODS)	PAA&LI	GCI	III	0.105	0.061	120
St. Lucie	PORT ST. LUCIE UTILITY-WESTPORT	PAA&LI	GCI	III	5.72	0.904	511
St. Lucie	PORT ST. LUCIE UTILITY-WESTPORT	PAA&LI	OPAA	III	0.1	0.016	64
St. Lucie	PORT ST. LUCIE UTILITY-WESTPORT	PAA&LI	RI	III	0.054	0.008	315
St. Lucie	SAVANNA CLUB	GWR&IPR	RIB	IV	0.15	0.052	1.148
St. Lucie	SPANISH LAKES COUNTRY CLUB	GWR&IPR	AF	IV	0.16	0.086	0.632
St. Lucie	SPANISH LAKES COUNTRY CLUB	GWR&IPR	RIB	IV	0.16	0.005	1.002
St. Lucie	SPANISH LAKES FAIRWAYS	GWR&IPR	RIB	IV	0.17	0.04	3.06
St. Lucie	SPANISH LAKES FAIRWAYS	PAA&LI	GCI	III	0.25	0.072	45
St. Lucie	ST. LUCIE CO.-NORTH (HOLIDAY PINES)	PAA&LI	GCI	III	0.85	0.04	110
St. Lucie	ST. LUCIE CO.-NORTH (HOLIDAY PINES)	GWR&IPR	RIB	IV	0.3	0.024	0.005
St. Lucie	ST. LUCIE CO.-NORTH HUTCHINSON	PAA&LI	RI	III	0.695	0.195	48
St. Lucie	ST. LUCIE CO.-NORTH HUTCHINSON	PAA&LI	OPAA	III	0.305	0.018	28.1
St. Lucie	ST. LUCIE CO.-SOUTH HUTCHINSON	PAA&LI	RI	III	1.6	0.336	35
St. Lucie	ST. LUCIE WEST	PAA&LI	GCI	III	0.25	0.117	100
St. Lucie	ST. LUCIE WEST	PAA&LI	RI	III	2.5	1.686	644

Florida Department of Environmental Protection
2018 Reuse Inventory

County	Reuse System Name	Reuse Type	Reuse Sub-Type	Part	Cap (mgd)*	Flow (mgd)	Area (acres)**
Sumter	BUSHNELL, CITY OF	AI	OC	II	0.5	0.323	28.4
Sumter	CONTINENTAL COUNTRY CLUB	AI	OC	II	0.2	0.113	28.04
Sumter	SUMTER CORRECTIONAL INSTITUTION	AI	OC	II	0.35	0.181	37
Sumter	SUMTER CORRECTIONAL INSTITUTION	PAA&LI	OPAA	III	0.35	0.133	250
Sumter	THE VILLAGES-LITTLE SUMTER SERVICE AREA (LSSA)	PAA&LI	GCI	III	3	1.06	860.5
Sumter	THE VILLAGES-LITTLE SUMTER SERVICE AREA (LSSA)	IND	ATP	VII	0.486	0.486	
Sumter	THE VILLAGES-LITTLE SUMTER SERVICE AREA (LSSA)	PAA&LI	OPAA	III	0.45	0.173	140.4
Sumter	THE VILLAGES-LITTLE SUMTER SERVICE AREA (LSSA)	GWR&IPR	RIB	IV	0.21	0.062	5.16
Sumter	THE VILLAGES-NSU MASTER REUSE SYSTEM	GWR&IPR	RIB	IV	0.21	0.102	16.1
Sumter	THE VILLAGES-NSU MASTER REUSE SYSTEM	PAA&LI	GCI	III	6.36	4.066	2282
Sumter	WILDWOOD, CITY OF	GWR&IPR	RIB	IV	1.25	0.129	14
Sumter	WILDWOOD, CITY OF	IND	ATP	VII	0.009	0.009	
Sumter	WILDWOOD, CITY OF	PAA&LI	GCI	III	1.3	0.159	141.3
Sumter	WILDWOOD, CITY OF	PAA&LI	OTH	III	0.048	0.048	
Suwannee	ADVENT CHRISTIAN HOME	GWR&IPR	RIB	IV	0.15	0.044	2.07
Suwannee	BRANFORD, TOWN OF	AI	OC	II	0.099	0.056	6.53
Suwannee	LIVE OAK, CITY OF	OTH	OTH	NA	0.19	0.187	
Suwannee	LIVE OAK, CITY OF	AI	OC	II	1.37	0.479	177
Suwannee	LIVE OAK, CITY OF	GWR&IPR	RIB	IV	0.45	0.272	3.06
Suwannee	LIVE OAK, CITY OF	PAA&LI	OPAA	III	0.29	0.003	40
Taylor	PERRY, CITY OF	AI	OC	II	1.25	0.652	185
Taylor	PERRY, CITY OF	IND	AOF	VII	0.8	0.285	
Taylor	TAYLOR CORRECTIONAL INSTITUTION	GWR&IPR	RIB	IV	0.4	0.164	11.4
Union	LAKE BUTLER, CITY OF	AI	OC	II	0.7	0.54	240
Volusia	DAYTONA REUSE IMPLEMENTATION PROJECT (DRIP)	IND	ATP	VII	2.1	0.4	0
Volusia	DAYTONA REUSE IMPLEMENTATION PROJECT (DRIP)	PAA&LI	GCI	III	6	2.3	1103
Volusia	DAYTONA REUSE IMPLEMENTATION PROJECT (DRIP)	PAA&LI	OPAA	III	1	0.5	215
Volusia	DAYTONA REUSE IMPLEMENTATION PROJECT (DRIP)	PAA&LI	RI	III	1	0.6	495
Volusia	DELAND, CITY OF	PAA&LI	RI	III	3.55	2.23	781
Volusia	DELAND, CITY OF	IND	ATP	VII	0.25	0.02	25
Volusia	DELAND, CITY OF	PAA&LI	OTH	III	5.8	0.08	6
Volusia	DELAND, CITY OF	PAA&LI	OPAA	III	2.27	0.14	590
Volusia	DELAND, CITY OF	GWR&IPR	RIB	IV	5.3	0.45	35
Volusia	DELAND, CITY OF	PAA&LI	GCI	III	1.7	0.39	256
Volusia	DELTONA, CITY OF	GWR&IPR	RIB	IV	1	0.399	14.78
Volusia	DELTONA, CITY OF	PAA&LI	RI	III	0.5	0.131	66.2
Volusia	DELTONA, CITY OF	IND	ATP	VII	1.05	0.311	
Volusia	DELTONA, CITY OF	PAA&LI	GCI	III	0.9	0.291	120
Volusia	EDGEWATER, CITY OF	PAA&LI	OPAA	III	0.25	0	0
Volusia	EDGEWATER, CITY OF	IND	ATP	VII	0.085	0.085	0

Florida Department of Environmental Protection
2018 Reuse Inventory

County	Reuse System Name	Reuse Type	Reuse Sub-Type	Part	Cap (mgd)*	Flow (mgd)	Area (acres)**
Volusia	EDGEWATER, CITY OF	PAA&LI	RI	III	3.75	0.956	6000
Volusia	HOLLY HILL, CITY OF	PAA&LI	GCI	III	0.6	0.273	70
Volusia	HOLLY HILL, CITY OF	PAA&LI	OPAA	III	0.05	0.017	50
Volusia	NEW SMYRNA BEACH, CITY OF	PAA&LI	GCI	III	2.09	0.57	589
Volusia	NEW SMYRNA BEACH, CITY OF	IND	ATP	VII	0.49	0.49	30
Volusia	NEW SMYRNA BEACH, CITY OF	PAA&LI	RI	III	3.91	2.54	449
Volusia	NEW SMYRNA BEACH, CITY OF	PAA&LI	OTH	III	1	0.14	13
Volusia	NORTH PENINSULA UTILITIES (SEABRIDGE)	GWR&IPR	RIB	IV	0.181	0.047	1
Volusia	ORMOND BEACH	PAA&LI	RI	III	6.21	2.3	2081
Volusia	ORMOND BEACH	PAA&LI	OPAA	III	1.38	0.18	626
Volusia	ORMOND BEACH	PAA&LI	GCI	III	2.38	0.52	272
Volusia	PORT ORANGE, CITY OF	IND	ATP	VII	0.525	0.525	0
Volusia	PORT ORANGE, CITY OF	PAA&LI	RI	III	10.5	4.635	1800
Volusia	PORT ORANGE, CITY OF	PAA&LI	GCI	III	1.8	0	200
Volusia	TYMBER CREEK	GWR&IPR	RIB	IV	0.131	0.07	2.18
Volusia	VCUD-HALIFAX PLANTATION WWTF	GWR&IPR	RIB	IV	0.3	0.175	3.38
Volusia	VCUD-SOUTHEAST REGIONAL	AI	EC	III	0.6	0.219	305
Volusia	VCUD-SOUTHEAST REGIONAL	IND	ATP	VII	0.006	0.006	0
Volusia	VCUD-SOUTHWEST REGIONAL	GWR&IPR	RIB	IV	0.91	0.473	8.4
Volusia	VCUD-SOUTHWEST REGIONAL	PAA&LI	RI	III	1.02	0.884	126
Volusia	VCUD-SOUTHWEST REGIONAL	PAA&LI	GCI	III	0.551	0.002	88
Volusia	VCUD-SOUTHWEST REGIONAL	IND	ATP	VII	0.01	0.01	0
Volusia	VCUD-SOUTHWEST WWTF-2	GWR&IPR	RIB	IV	0.58	0.095	5
Volusia	VCUD-SOUTHWEST WWTF-2	PAA&LI	GCI	III	0.206	0	53
Volusia	VCUD-SOUTHWEST WWTF-2	PAA&LI	OPAA	III	0.6	0.134	20
Volusia	VCUD-SOUTHWEST WWTF-2	PAA&LI	RI	III	0.6	0.129	
Wakulla	ST. MARKS WWTF	IND	AOF	VII	0.1	0.037	
Wakulla	WAKULLA CO. (OTTER CREEK)	AI	OC	II	0.6	0.657	40
Wakulla	WINCO UTILITIES, INC.	AI	OC	II	0.495	0.293	64
Walton	DEFUNIAK SPRINGS, CITY OF	AI	OC	II	1.5	0.731	150
Walton	FREEPORT, CITY OF	GWR&IPR	RIB	IV	0.47	0.343	1.91
Walton	SOUTH WALTON UTILITY COMPANY	PAA&LI	GCI	III	3.935	1.3225	603.2
Walton	SOUTH WALTON UTILITY COMPANY	IND	ATP	VII	0.36	0.0541	6.43
Walton	SOUTH WALTON UTILITY COMPANY	GWR&IPR	RIB	IV	2.5	0.0322	19.768
Walton	SOUTH WALTON UTILITY COMPANY	PAA&LI	RI	III	0.06	0	7.7
Walton	WALTON CO.-EAST REUSE SYSTEM	PAA&LI	RI	III	0.195	0	96
Walton	WALTON CO.-EAST REUSE SYSTEM	PAA&LI	OPAA	III	0.375	0	186
Walton	WALTON CO.-EAST REUSE SYSTEM	GWR&IPR	RIB	IV	1.1	0.078	20.9
Walton	WALTON CO.-EAST REUSE SYSTEM	PAA&LI	GCI	III	1.45	0.637	230
Walton	WALTON CO.-SANDESTIN	PAA&LI	GCI	III	1.087	0.389	258

Florida Department of Environmental Protection
2018 Reuse Inventory

County	Reuse System Name	Reuse Type	Reuse Sub-Type	Part	Cap (mgd)*	Flow (mgd)	Area (acres)**
Walton	WALTON CO.-SANDESTIN	PAA&LI	OPAA	III	0.458	0	59
Walton	WALTON CO.-SANDESTIN	PAA&LI	RI	III	1.712	0	720
Walton	WALTON CO.-WOLFE CREEK REUSE SYSTEM	AI	OC	II	9.925	2.204	1382
Walton	WALTON CORRECTIONAL INSTITUTION	GWR&IPR	RIB	IV	0.225	0.171	10.4
Walton	WALTON COUNTY COMMERCE PARK AT MOSSY HEAD	AI	OC	II	0.125	0.0219	3.4
Washington	CHIPLEY, CITY OF	PAA&LI	OPAA	III	0.18	0.053	79
Washington	CHIPLEY, CITY OF	PAA&LI	GCI	III	0.35	0.203	72
Washington	CHIPLEY, CITY OF	IND	ATP	VII	0.026	0.014	
Washington	CHIPLEY, CITY OF	AI	OC	II	0.23	0.189	80
Washington	HARVEST WWTF	GWR&IPR	RIB	IV	0.01	0.002	0.08
Washington	NORTHWEST FLORIDA RECEPTION CENTER WWTF (FKA WASHINGTON CO. CORRECTIONAL)	GWR&IPR	RIB	IV	0.465	0.315	3.3
Washington	VERNON, CITY OF	AI	OC	II	0.206	0.068	40
Total					1,735.43	796.72	320,589

Notes:

* Please note that where capacity of reuse equals flow of reuse, the facility did not report capacity; therefore, the capacity was assumed to be at least the amount of the reported flow.

** Also note that where value for area is blank it was either not reported on the 2018 annual reuse report form or is not applicable to the reuse activity.

Appendix E. Effluent Disposal for Reuse Systems

County	Reuse System Name	Disposal Type	Disposal Sub-Type	Capacity (mgd)*	Flow (mgd)
Seminole	ALTAMONTE SPRINGS, CITY OF (PROJECT APRICOT)	Surface Water Discharge	Other Surface Waters	3.75	0.086
Orange	APOPKA-PROJECT ARROW	Other	Other		0.653
DeSoto	ARCADIA, CITY OF	Surface Water Discharge	Other Surface Waters	2	1.01
Polk	AUBURNDALE, CITY OF-ALLRED	Surface Water Discharge	Other Surface Waters	0.65	0
Polk	AUBURNDALE, CITY OF-REGIONAL	Surface Water Discharge	Wetlands	0.069	0.069
Brevard	BCUD-BAREFOOT BAY	Surface Water Discharge	Coastal or Estuarine Waters	0.188	0
Brevard	BCUD-SOUTH BEACHES	Deep Well Injection	Deep Well Injection	8	4.914
Brevard	BCUD-SOUTH BEACHES	Surface Water Discharge	Coastal or Estuarine Waters	0.11	0.262
Brevard	BCUD-SOUTH CENTRAL REGIONAL	Other	Other	4.14	0.375
Brevard	BCUD-SOUTH CENTRAL REGIONAL	Surface Water Discharge	Other Surface Waters	0.99	0.402
Brevard	BCUD-SYKES CREEK	Deep Well Injection	Deep Well Injection	6	2.22
Palm Beach	BOCA RATON, CITY OF (PROJECT IRIS)	Surface Water Discharge	Ocean Outfall	17.5	5.6
Lee	BONITA SPRINGS-RESOURCE CONSERVATION SYS.	Deep Well Injection	Deep Well Injection	1.75	0.338
Manatee	BRADENTON, CITY OF	Surface Water Discharge	Coastal or Estuarine Waters	6	4.24
Broward	BROWARD CO. NORTH REGIONAL	Deep Well Injection	Deep Well Injection	78	43.5
Broward	BROWARD CO. NORTH REGIONAL	Surface Water Discharge	Ocean Outfall	66	22.1
Flagler	BUNNELL, CITY OF	Surface Water Discharge	Other Surface Waters	0.3	0.163
Sarasota	CAMELOT LAKES	Other	Other	0.078	0.003
Brevard	CAPE CANAVERAL, CITY OF	Surface Water Discharge	Coastal or Estuarine Waters	0.99	0.431
Lee	CAPE CORAL, WATER INDEPENDENCE FOR	Deep Well Injection	Deep Well Injection	7.1	0.02
Lee	CAPE CORAL, WATER INDEPENDENCE FOR	Surface Water Discharge	Coastal or Estuarine Waters	13.4	0
Clay	CCUA-RECLAIMED DISTRIBUTION	Surface Water Discharge	Other Surface Waters	14.1	2.989
Levy	CEDAR KEY	Surface Water Discharge	Other Surface Waters	0.166	0
Charlotte	CHARLOTTE CO UTILITIES MASTER REUSE SYSTEM	Deep Well Injection	Deep Well Injection	8.2	3.514
Charlotte	CHARLOTTE CO.-BURNT STORE	Deep Well Injection	Deep Well Injection	3.44	0.149
Pinellas	CLEARWATER CITY OF MASTER REUSE SYSTEM	Surface Water Discharge	Coastal or Estuarine Waters	28.5	9.19
Brevard	COCOA BEACH, CITY OF	Surface Water Discharge	Coastal or Estuarine Waters	6	0.697
Brevard	COCOA, CITY OF	Surface Water Discharge	Coastal or Estuarine Waters	0.99	0.046
Collier	COLLIER CO.-GOLDEN GATE	Deep Well Injection	Deep Well Injection	5.03	1.069
Collier	COLLIER CO.-NORTH & SOUTH	Deep Well Injection	Deep Well Injection	40.1	4.043
Volusia	DAYTONA REUSE IMPLEMENTATION PROJECT (DRIP)	Surface Water Discharge	Other Surface Waters	22.8	9.3
Volusia	DELAND, CITY OF	Surface Water Discharge	Other Surface Waters	4	0.22
Okaloosa	DESTIN WATER USERS	Other	Other	0.046	0.046
Pinellas	DUNEDIN, CITY OF-MAINLAND	Surface Water Discharge	Coastal or Estuarine Waters	6	1.2
Escambia	ECUA-CENTRAL WRF	Surface Water Discharge	Wetlands	5	2.36
Escambia	ECUA-PENSACOLA BEACH	Surface Water Discharge	Coastal or Estuarine Waters	2.4	0.791
Volusia	EDGEWATER, CITY OF	Surface Water Discharge	Coastal or Estuarine Waters	0.83	0.706
Charlotte	ENGLEWOOD WATER DISTRICT SOUTH	Deep Well Injection	Deep Well Injection	2.94	0

Florida Department of Environmental Protection
2018 Reuse Inventory

County	Reuse System Name	Disposal Type	Disposal Sub-Type	Capacity (mgd)*	Flow (mgd)
Lee	FGUA-DEL PRADO WWTF (FKA NORTH FORT MYERS UTILITY)	Deep Well Injection	Deep Well Injection	4.87	1.498
Lee	FGUA-LEHIGH ACRES	Deep Well Injection	Deep Well Injection	18.6	0.482
Lee	FGUA-SOUTH SEAS PLANTATION	Deep Well Injection	Deep Well Injection	0.662	0.004
Monroe	FCAA-BIG COPPITT	Other	Other	0.411	0.145
Monroe	FCAA-DUCK KEY (HAWKS CAY)	Other	Other	0.274	0.025
Lee	FORT MYERS CITY CENTRAL	Surface Water Discharge	Coastal or Estuarine Waters	11	2.9
St. Lucie	FORT PIERCE UTILITY AUTHORITY	Deep Well Injection	Deep Well Injection	14.92	4.96
Lee	GASPARILLA ISLAND WATER	Deep Well Injection	Deep Well Injection	0.812	0.083
Lee	GASPARILLA ISLAND WATER	Other	Other	0.007	0.007
Clay	GREEN COVE SPRINGS-HARBOR ROAD WWTP	Surface Water Discharge	Other Surface Waters	0.75	0.246
Alachua	GRU-KANAPAHA	Deep Well Injection	Deep Well Injection	10	8.929
Alachua	GRU-MAIN STREET	Surface Water Discharge	Other Surface Waters	7.5	6.143
Polk	HAINES CITY	Other	Other	0	0.059
Nassau	HILLIARD, TOWN OF	Surface Water Discharge	Wetlands	0.48	0.331
Hillsborough	HILLSBOROUGH CO. - SOUTH - CENTRAL COUNTY REUSE SYSTEM	Surface Water Discharge	Coastal or Estuarine Waters	13.5	7.85
Hillsborough	HILLSBOROUGH CO.-NORTHWEST REUSE SYSTEM	Surface Water Discharge	Coastal or Estuarine Waters	21	9.69
Volusia	HOLLY HILL, CITY OF	Surface Water Discharge	Coastal or Estuarine Waters	2.4	1.74
Broward	HOLLYWOOD, CITY OF	Deep Well Injection	Deep Well Injection	37.2	24.25
Broward	HOLLYWOOD, CITY OF	Surface Water Discharge	Ocean Outfall	48.75	14.78
Collier	IMMOKALEE	Deep Well Injection	Deep Well Injection	4.985	1.92
Indian River	IRCUD-WEST REGIONAL	Surface Water Discharge	Wetlands	4	0.49
Duval	JACKSONVILLE BEACH	Surface Water Discharge	Other Surface Waters	4.5	2.301
Duval	JEA-BUCKMAN STREET	Surface Water Discharge	Other Surface Waters	52.5	26.17
Duval	JEA-DISTRICT II	Surface Water Discharge	Other Surface Waters	10	4.453
Nassau	JEA-NASSAU REGIONAL (SUN RAY)	Other	Other Surface Waters	0.315	0.213
Nassau	JEA-NASSAU REGIONAL (SUN RAY)	Surface Water Discharge	Wetlands	0.5	0.419
St. Johns	JEA-PONTE VEDRA	Surface Water Discharge	Other Surface Waters	0.8	0.193
Duval	JEA-SOUTH GRID	Surface Water Discharge	Other Surface Waters	33.75	23.485
Duval	JEA-SOUTH GRID	Surface Water Discharge	Wetlands	3	0.804
Duval	JEA-SOUTHWEST DISTRICT	Surface Water Discharge	Other Surface Waters	14	12.05
Monroe	KEY COLONY BEACH, CITY OF	Other	Other	0.34	0.128
Monroe	KEY WEST RESORT UTILITY	Other	Other	0.849	0.373
Polk	LAKELAND, CITY OF	Surface Water Discharge	Other Surface Waters	20	6.76
Pinellas	LARGO, CITY OF	Surface Water Discharge	Coastal or Estuarine Waters	15	6.69
Lee	LEE CO.-FIESTA VILLAGE	Surface Water Discharge	Coastal or Estuarine Waters	5	0.787
Lee	LEE CO.-FORT MYERS BEACH	Deep Well Injection	Deep Well Injection	7.92	1.759
Lee	LEE CO.-PINE ISLAND WWTP	Deep Well Injection	Deep Well Injection	2.91	0.107
Lee	LEE CO.-THREE OAKS	Deep Well Injection	Deep Well Injection	6	1.59
Lake	LEESBURG, CITY OF	Surface Water Discharge	Wetlands	0.57	0
Palm Beach	LOXAHATCHEE ENV. CONTROL DIST.	Deep Well Injection	Deep Well Injection	14.5	3.34

Florida Department of Environmental Protection
2018 Reuse Inventory

County	Reuse System Name	Disposal Type	Disposal Sub-Type	Capacity (mgd)*	Flow (mgd)
Bay	LYNN HAVEN, CITY OF	Surface Water Discharge	Coastal or Estuarine Waters	2.5	0.68
Manatee	MANATEE CO. MASTER REUSE SYSTEM	Deep Well Injection	Deep Well Injection	10	4.9
Monroe	MARATHON AREA 3 WWTF	Other	Other	0.25	0.153
Monroe	MARATHON AREA 4 WWTF	Other	Other	0.4	0.245
Monroe	MARATHON AREA 5 WWTF	Other	Other	1.35	0.241
Monroe	MARATHON AREA 7 WWTF	Other	Other	0.2	0.046
Collier	MARCO ISLAND UTILITIES WWTP	Deep Well Injection	Deep Well Injection	4.92	0.22
Martin	MARTIN CO.-NORTH	Deep Well Injection	Deep Well Injection	7.37	0.698
Martin	MARTIN CO.-SOUTH (TROPICAL FARMS)	Deep Well Injection	Deep Well Injection	27.4	2.095
Miami-Dade	MDWASD CENTRAL DISTRICT	Surface Water Discharge	Ocean Outfall	143	110.5
Miami-Dade	MDWASD NORTH DISTRICT	Deep Well Injection	Deep Well Injection	70.87	18.01
Miami-Dade	MDWASD NORTH DISTRICT	Other	Other	1.47	1.47
Miami-Dade	MDWASD NORTH DISTRICT	Surface Water Discharge	Ocean Outfall	100	81.32
Miami-Dade	MDWASD SOUTH DISTRICT	Deep Well Injection	Deep Well Injection	112.5	98.43
Brevard	MELBOURNE-NORTH & SOUTH SERVICE AREA	Deep Well Injection	Deep Well Injection	14.92	5.92
Bay	MILITARY POINT REGIONAL AWT FACILITY	Surface Water Discharge	Coastal or Estuarine Waters	7	3.42
Santa Rosa	MILTON, CITY OF	Surface Water Discharge	Coastal or Estuarine Waters	2.5	1.755
Broward	MIRAMAR, CITY OF WWTF	Deep Well Injection	Deep Well Injection	12.7	0
Polk	MULBERRY CITY OF	Surface Water Discharge	Other Surface Waters	0.75	0.04
Collier	NAPLES, CITY OF	Surface Water Discharge	Coastal or Estuarine Waters	2.42	0
Volusia	NEW SMYRNA BEACH, CITY OF	Surface Water Discharge	Coastal or Estuarine Waters	0.999	0
Monroe	NORTH KEY LARGO WWTF AT OCEAN REEF	Other	Other	0.499	0.178
Sarasota	NORTH PORT, CITY OF	Deep Well Injection	Deep Well Injection	5.32	1.732
Orange	OCUD-EASTERN SERVICE AREA	Surface Water Discharge	Other Surface Waters	9.7	0
Okeechobee	OKEECHOBEE UTILITY AUTHORITY	Deep Well Injection	Deep Well Injection	4.4	0.46
Pinellas	OLDSMAR, CITY OF	Surface Water Discharge	Coastal or Estuarine Waters	2.25	0.155
Clay	ORANGE PARK WWTF	Surface Water Discharge	Other Surface Waters	2.5	0.986
Seminole	ORLANDO-IRON BRIDGE	Surface Water Discharge	Other Surface Waters	28	3.56
Volusia	ORMOND BEACH	Surface Water Discharge	Other Surface Waters	6	2.03
Santa Rosa	PACE WATER SYSTEM, INC.	Surface Water Discharge	Wetlands	1	0.622
Putnam	PALATKA, CITY OF	Surface Water Discharge	Other Surface Waters	3.5	0.339
Brevard	PALM BAY, CITY OF	Deep Well Injection	Deep Well Injection	5	0.021
Palm Beach	PALM BEACH CO. SOUTHERN REGION	Deep Well Injection	Deep Well Injection	34	8.6
Palm Beach	PALM BEACH CO.-WESTERN REGION (BELLE GLADE)	Deep Well Injection	Deep Well Injection	10.2	2.788
Palm Beach	PALM BEACH CO.-WESTERN REGION NORTH (FKA PAHOKEE WWTP)	Deep Well Injection	Deep Well Injection	1.2	1.091
Flagler	PALM COAST, CITY OF	Other	Other	0.793	0.793
Flagler	PALM COAST, CITY OF	Surface Water Discharge	Wetlands	0.6	0
Flagler	PALM COAST, CITY OF	Surface Water Discharge	Coastal or Estuarine Waters	1.6	0.102
Manatee	PALMETTO, CITY OF	Surface Water Discharge	Coastal or Estuarine Waters	1.4	0.106
Taylor	PERRY, CITY OF	Surface Water Discharge	Other Surface Waters	0.1	0

Florida Department of Environmental Protection
2018 Reuse Inventory

County	Reuse System Name	Disposal Type	Disposal Sub-Type	Capacity (mgd)*	Flow (mgd)
Pinellas	PINELLAS CO.-SOUTH CROSS BAYOU	Surface Water Discharge	Coastal or Estuarine Waters	20	11.24
Hillsborough	PLANT CITY WRF	Surface Water Discharge	Other Surface Waters	3.754	3.754
Broward	PLANTATION, CITY OF	Deep Well Injection	Deep Well Injection	24	11.658
Volusia	PORT ORANGE, CITY OF	Surface Water Discharge	Wetlands	0.999	0.62
Volusia	PORT ORANGE, CITY OF	Surface Water Discharge	Coastal or Estuarine Waters	0.999	0.035
St. Lucie	PORT ST. LUCIE UTILITY-WESTPORT	Deep Well Injection	Deep Well Injection	12	3.128
Gadsden	QUINCY, CITY OF	Surface Water Discharge	Other Surface Waters	1.5	1
Brevard	ROCKLEDGE, CITY OF	Deep Well Injection	Deep Well Injection	4.5	0.92
Seminole	SANFORD-NORTH & SOUTH	Surface Water Discharge	Other Surface Waters	1	0.881
Lee	SANIBEL-DONAX	Deep Well Injection	Deep Well Injection	5.96	0.202
Santa Rosa	SANTA ROSA CO.-NAVARRE BEACH	Surface Water Discharge	Coastal or Estuarine Waters	0.9	0.315
Sarasota	SARASOTA CO.-NORTH	Deep Well Injection	Deep Well Injection	5.2	4.42
Sarasota	SARASOTA CO.-SOUTH (VENICE GARDENS)	Deep Well Injection	Deep Well Injection	7.9	0.56
Sarasota	SARASOTA, CITY OF	Deep Well Injection	Deep Well Injection	14	0.67
Sarasota	SARASOTA, CITY OF	Surface Water Discharge	Coastal or Estuarine Waters	10.2	0.361
Palm Beach	SEACOAST UTILITIES PGA	Deep Well Injection	Deep Well Injection	12	1.11
Palm Beach	SOUTH CENTRAL REGIONAL	Deep Well Injection	Deep Well Injection	18.65	11.49
Palm Beach	SOUTH CENTRAL REGIONAL	Surface Water Discharge	Ocean Outfall	24	0.14
Walton	SOUTH WALTON UTILITY COMPANY	Other	Other	1.35	0.014
Walton	SOUTH WALTON UTILITY COMPANY	Surface Water Discharge	Wetlands	2	0.1
St. Johns	ST. AUGUSTINE, CITY OF	Surface Water Discharge	Coastal or Estuarine Waters	4.95	3.955
Osceola	ST. CLOUD-SOUTHSIDE #2	Deep Well Injection	Deep Well Injection	2	0.644
St. Johns	ST. JOHNS CO.-ANASTASIA ISLAND	Surface Water Discharge	Coastal or Estuarine Waters	4.95	2.57
St. Johns	ST. JOHNS CO.-INNLET BEACH	Surface Water Discharge	Other Surface Waters	0.5	0.03
St. Johns	ST. JOHNS CO.-MAINLAND (S.R. 207)	Surface Water Discharge	Other Surface Waters	0.075	0
St. Johns	ST. JOHNS CO.-MARSH LANDING PONTE VEDRA LAKES	Surface Water Discharge	Other Surface Waters	0.8	0.334
St. Johns	ST. JOHNS CO.-NORTHWEST	Surface Water Discharge	Other Surface Waters	0.9	0.001
St. Johns	ST. JOHNS CO.-PLAYERS CLUB SOUTH	Surface Water Discharge	Other Surface Waters	0.7	0.276
St. Johns	ST. JOHNS CO.-SAWGRASS	Surface Water Discharge	Other Surface Waters	1.2	0.437
St. Lucie	ST. LUCIE CO.-SOUTH HUTCHINSON	Surface Water Discharge	Other Surface Waters	0.95	0.007
Pinellas	ST. PETERSBURG MASTER URBAN REUSE SYSTEM	Deep Well Injection	Deep Well Injection	152	14.47
Bradford	STARKE, CITY OF	Surface Water Discharge	Other Surface Waters	0.98	0.589
Martin	STUART, CITY OF	Deep Well Injection	Deep Well Injection	13.5	1.677
Hillsborough	TAMPA, CITY OF-HOWARD F. CURREN	Surface Water Discharge	Coastal or Estuarine Waters	96	52.13
Pinellas	TARPON SPRINGS, CITY OF	Surface Water Discharge	Coastal or Estuarine Waters	4	0.39
Brevard	TITUSVILLE REUSE SYSTEM	Surface Water Discharge	Other Surface Waters	4.68	3.36
Osceola	TOHO-POINCIANA	Surface Water Discharge	Wetlands	0.255	0
Broward	TOWN OF DAVIE	Deep Well Injection	Deep Well Injection	3.5	1.066
Alachua	UNIVERSITY OF FLORIDA-LAKE ALICE	Deep Well Injection	Deep Well Injection	3	0.8
Duval	USN NAS JACKSONVILLE	Surface Water Discharge	Other Surface Waters	2.3	0.534
Sarasota	VENICE, CITY OF-PROJECT WAVE	Surface Water Discharge	Coastal or Estuarine Waters	3	0

Florida Department of Environmental Protection
2018 Reuse Inventory

County	Reuse System Name	Disposal Type	Disposal Sub-Type	Capacity (mgd)*	Flow (mgd)
Indian River	VERO BEACH, CITY OF	Deep Well Injection	Deep Well Injection	9.72	0.94
Palm Beach	VILLAGE OF WELLINGTON WWTP	Deep Well Injection	Deep Well Injection	6.5	3.155
Seminole	WEKIVA HUNT CLUB	Surface Water Discharge	Other Surface Waters	0.87	0.333
Brevard	WEST MELBOURNE, CITY OF (RAY BULLARD)	Deep Well Injection	Deep Well Injection	6	1.02
Palm Beach	WEST PALM BEACH-EAST CENTRAL REGIONAL	Deep Well Injection	Deep Well Injection	70	31.92
Orange	WINTER GARDEN, CITY OF	Surface Water Discharge	Other Surface Waters	1.75	1.25
Polk	WINTER HAVEN, CITY OF	Surface Water Discharge	Other Surface Waters	7.5	4.1
Totals				1977.21	833.17

Note:

** Where capacity of disposal equals flow of disposal, the facility did not report capacity; therefore, the capacity was assumed to be at least the amount of the reported flow.*

Appendix F. Public Access Reuse Customers and Cooling Towers

County	Reuse System Name	Residences	Golf Courses	Parks	Schools	Cooling Towers	Unique Uses
Alachua	ALACHUA, CITY OF	0	1	0	0	1	None Listed
Alachua	GRU-KANAPAHA	1,319	1	1	1	0	Water Features, Parks and Trails, Tanker Truck for Construction and Irrigation, Demonstration Project
Alachua	GRU-MAIN STREET	0	0	1	0	1	Satellite Energy Generation and Cooling Tower
Alachua	UNIVERSITY OF FLORIDA-LAKE ALICE	0	1	0	1	1	Steam Production at Power Plant
Baker	BAKER CORRECTIONAL INSTITUTION	0	0	0	0	0	Toilet Flushing
Bay	LYNN HAVEN, CITY OF	452	1	1	1	0	None Listed
Bay	PANAMA CITY BEACH, CITY OF	1,278	0	3	2	0	None Listed
Brevard	BCUD-BAREFOOT BAY	0	1	0	0	0	None Listed
Brevard	BCUD-NORTH BREVARD REGIONAL	56	1	0	0	0	None Listed
Brevard	BCUD-PORT ST. JOHN	0	0	0	0	0	None Listed
Brevard	BCUD-SOUTH BEACHES	890	1	0	0	0	Toilet Flushing
Brevard	BCUD-SOUTH CENTRAL REGIONAL	6,745	4	4	1	0	Decorative Fountains, Viera Wetlands, Fire Protection
Brevard	BCUD-SYKES CREEK	1,056	1	1	0	0	Plant Nursery
Brevard	CAPE CANAVERAL, CITY OF	700	0	7	2	0	Reuse Sent to Port Canaveral and Cocoa Beach
Brevard	COCOA BEACH, CITY OF	1,887	2	13	2	0	Fire Protection, Athletic Fields
Brevard	COCOA, CITY OF	2,156	1	1	22	1	
Brevard	MELBOURNE-NORTH & SOUTH SERVICE AREA	925	2	5	2	0	None Listed
Brevard	PALM BAY, CITY OF	402	0	1	0	1	Cooling Water
Brevard	ROCKLEDGE, CITY OF	1,703	1	6	1	0	Fire Protection
Brevard	THE GREAT OUTDOORS GOLF/R V RESORT	1,611	1	0	0	0	None Listed
Brevard	TITUSVILLE REUSE SYSTEM	1,940	2	8	6	0	Sends Reclaim to Great Outdoors, Fire Protection
Brevard	WEST MELBOURNE, CITY OF (RAY BULLARD)	2,101	0	2	0	0	None Listed
Broward	BROWARD CO. NORTH REGIONAL	8	0	0	1	1	None Listed
Broward	HOLLYWOOD, CITY OF	0	5	7	1	0	City-owned Nursery and Medians
Broward	MIRAMAR, CITY OF WWTF	17	0	11	5	0	Decorative Water Feature
Broward	PLANTATION, CITY OF	0	0	0	0	0	Irrigation Trucks (City Prop.)
Broward	POMPANO BEACH	937	2	5	2	0	Residential Gardens
Broward	TOWN OF DAVIE	0	1	0	1	0	Toilet Flushing
Charlotte	CHARLOTTE CO UTILITIES MASTER REUSE SYSTEM	1,545	9	1	0	0	Plant Beds, Sports Complex, Concrete Mixing
Charlotte	CHARLOTTE CO.-BURNT STORE	0	0	0	0	0	Irrigation of Plant Beds at Burnt Store Lakes
Charlotte	CHARLOTTE CORRECTIONAL INSTITUTION	0	0	0	0	0	Toilet Flushing and Laundry Service

Florida Department of Environmental Protection
2018 Reuse Inventory

County	Reuse System Name	Residences	Golf Courses	Parks	Schools	Cooling Towers	Unique Uses
Charlotte	ENGLEWOOD WATER DISTRICT SOUTH	2,098	4	2	1	0	Watering Clay Tennis Courts & Firefighting Training
Charlotte	RIVERWOOD UTILITIES	1,325	1	0	0	0	None Listed
Citrus	CITRUS CO.-MEADOWCREST	0	2	0	0	0	None Listed
Citrus	CITRUS CO.-POINT OF WOODS	0	1	0	0	0	None Listed
Citrus	CRYSTAL RIVER, CITY OF	0	0	0	0	1	Power Plant
Citrus	INVERNESS, CITY OF	0	1	0	0	0	None Listed
Clay	CCUA-RECLAIMED DISTRIBUTION	13,133	4	1	4	1	Cooling Water
Clay	GREEN COVE SPRINGS-HARBOR ROAD WWTP	0	1	0	0	0	None Listed
Collier	AVE MARIA UTILITY CO	428	0	3	2	0	None Listed
Collier	COLLIER CO.-NORTH & SOUTH	20,213	16	5	2	1	Cooling Water
Collier	EVERGLADES CITY, CITY OF	12	0	0	0	0	None Listed
Collier	MARCO ISLAND UTILITIES WWTP	0	3	3	2	0	None Listed
Collier	NAPLES, CITY OF	1,257	10	8	4	2	Cooling Water
Collier	PORT OF THE ISLANDS COMMUNITY IMPROVEMENT DISTRICT	310	0	0	0	0	Fire Protection
Columbia	COLUMBIA CORRECTIONAL INSTITUTION	0	0	0	0	0	Commercial Laundry, Toilet Flushing
DeSoto	ARCADIA, CITY OF	8	1	1	0	0	None Listed
Duval	JACKSONVILLE BEACH	0	1	1	0	0	City Landscaping, Cemeteries, Belt Press
Duval	JEA-DISTRICT II	0	0	0	0	2	Pump Seal Lubricant, Dust Suppression, Scrubber Makeup, Cooling Water
Duval	JEA-SOUTH GRID	12,645	7	3	4	0	None Listed
Duval	USN NAS JACKSONVILLE	0	2	0	0	0	None Listed
Escambia	ECUA-CENTRAL WRF	0	0	0	0	2	Sulfur Dioxide Scrubber, Cooling Water, Paper Mill
Escambia	ECUA-PENSACOLA BEACH	0	0	0	0	0	Medians
Flagler	BEACH HAVEN WWTF	0	0	0	0	0	None listed
Flagler	BUNNELL, CITY OF	0	1	0	0	0	Commercial Nursery
Flagler	DUNES COMMUNITY DEVELOPMENT DISTRICT	1,155	2	0	0	0	None Listed
Flagler	FLAGLER CO.-PLANTATION BAY	0	1	0	0	0	None Listed
Flagler	PALM COAST, CITY OF	634	3	2	3	0	None Listed
Franklin	APALACHICOLA WWTF	0	0	15	0	0	None Listed
Franklin	CARRABELLE, CITY OF	0	1	1	0	0	Toilet Flushing at Franklin Correctional Institution
Gadsden	GRETNA, CITY OF	0	0	0	0	0	Irrigation at Hackney Flower Nursery
Hamilton	WHITE SPRINGS, TOWN OF	0	0	0	0	0	Phosphate Mining
Hardee	HARDEE CO.-BOWLING GREEN	0	0	0	0	0	Mining Operation

Florida Department of Environmental Protection
2018 Reuse Inventory

County	Reuse System Name	Residences	Golf Courses	Parks	Schools	Cooling Towers	Unique Uses
Hardee	HARDEE CO.-WAUCHULA HILLS	0	0	0	0	0	Phosphate Mining Use
Hardee	WAUCHULA, CITY OF	0	0	0	0	0	Phosphate Mining Use
Hernando	BROOKSVILLE, CITY OF	248	1	0	0	0	Mining Operation
Hernando	HERNANDO CO.-SPRING HILL	0	4	0	0	0	None Listed
Highlands	LAKE PLACID, TOWN OF	0	0	0	0	0	Highway Medians
Hillsborough	CW UTILITY-COUNTRY MEADOWS/GOLDEN LAKES	0	2	0	0	0	None Listed
Hillsborough	HILLSBOROUGH CO. - SOUTH - CENTRAL COUNTY REUSE SYSTEM	5,863	7	3	13	4	Power Plants (3) and Salinity Barrier
Hillsborough	HILLSBOROUGH CO.-NORTHWEST REUSE SYSTEM	16,100	7	4	7	1	Waste to Energy Facility
Hillsborough	MACDILL AIR FORCE BASE	0	2	0	0	0	None Listed
Hillsborough	PLANT CITY WRF	14	0	7	2	4	Fire Protection, Dust Control, Contractor Fill Station, Cooling Water
Hillsborough	TAMPA, CITY OF-HOWARD F. CURREN	3,467	0	10	7	1	Irrigation Trucks, Dust Control, In-Plant Reuse, Cooling Water
Indian River	IRCUD-WEST REGIONAL	0	9	0	0	0	Wetlands Creation
Indian River	VERO BEACH, CITY OF	115	3	6	1	0	None Listed
Jefferson	JEFFERSON CORRECTIONAL INSTITUTION	0	0	0	0	0	Toilet Flushing
Jefferson	MONTICELLO, CITY OF	0	0	0	0	0	Plant Nurseries
Lake	CLERMONT-EAST	4,337	2	1	0	0	None Listed
Lake	EUSTIS, CITY OF	414	2	4	0	0	Cemetery Irrigation
Lake	GROVELAND-SAMPEY RD.	719	0	18	0	0	None Listed
Lake	GROVELAND-SUNSHINE PARKWAY	1,511	0	33	0	0	None Listed
Lake	LADY LAKE WWTF	77	0	4	0	0	Sports Complex, Interconnected with the Villages
Lake	LAKE GROVES UTILITIES	697	0	0	0	0	None Listed
Lake	LEESBURG, CITY OF	1,787	1	0	0	0	None Listed
Lake	MINNEOLA, CITY OF	0	0	0	0	0	None Listed
Lake	MOUNT DORA, CITY OF	1,622	0	0	1	0	None Listed
Lake	PENNBROOKE UTILITIES INC.	0	1	0	0	0	None Listed
Lake	PINE ISLAND WWTF	0	1	0	0	0	None Listed
Lake	TAVARES/WOODLEA ROAD	510	0	0	0	0	Cemetery Irrigation
Lake	THE VILLAGES-VILLAGES	0	6	8	0	0	None Listed
Lee	BONITA SPRINGS-RESOURCE CONSERVATION SYS.	6,664	6	5	0	0	Secondary Supply for Fire Protection
Lee	CAPE CORAL, WATER INDEPENDENCE FOR	43,555	0	25	11	0	None Listed
Lee	CROSS CREEK COUNTRY CLUB	0	1	0	0	0	None Listed
Lee	EAGLE RIDGE	0	1	0	0	0	None Listed

Florida Department of Environmental Protection
2018 Reuse Inventory

County	Reuse System Name	Residences	Golf Courses	Parks	Schools	Cooling Towers	Unique Uses
Lee	FGUA-DEL PRADO WWTF (FKA NORTH FORT MYERS UTILITY)	500	6	0	0	0	None Listed
Lee	FGUA-LAKE FAIRWAYS FFEC SIX	0	1	0	0	0	None Listed
Lee	FGUA-LEHIGH ACRES	0	3	0	0	0	None Listed
Lee	FGUA-SOUTH SEAS PLANTATION	0	1	0	0	0	None Listed
Lee	FIDDLESTICKS COUNTRY CLUB	0	2	0	0	0	None Listed
Lee	FOREST UTILITIES	0	2	0	0	0	None Listed
Lee	FORT MYERS CITY CENTRAL	0	3	2	0	3	Cooling Water
Lee	GASPARILLA ISLAND WATER	1	1	0	0	0	None Listed
Lee	HUNTER'S RIDGE	0	1	0	0	0	None Listed
Lee	LEE CO.-FIESTA VILLAGE	0	4	6	1	0	Roadway Medians
Lee	LEE CO.-FORT MYERS BEACH	0	4	11	0	0	Road Medians
Lee	LEE CO.-GATEWAY SERVICES DISTRICT	3,800	0	3	3	0	None Listed
Lee	LEE CO.-PINE ISLAND WWTP	0	0	0	0	0	None Listed
Lee	LEE CO.-THREE OAKS	0	6	3	0	0	Roadway Medians
Lee	SANIBEL-DONAX	14	3	1	1	0	None Listed
Leon	TALLAHASSEE, CITY OF-T.P. SMITH	0	1	0	1	0	None listed
Levy	CEDAR KEY	0	0	1	0	0	None Listed
Manatee	BRADEN RIVER UTILITIES MASTER REUSE	14,253	7	8	3	0	Wholesale Purchaser and Distributor
Manatee	BRADENTON, CITY OF	0	1	0	1	0	Irrigation Truck, Sends Reclaim to BRU
Manatee	MANATEE CO. MASTER REUSE SYSTEM	11,758	7	18	7	0	Toilet Flushing
Manatee	PALMETTO, CITY OF	2,073	1	14	5	0	None Listed
Marion	BELLEVIEW, CITY OF	0	2	0	0	0	None Listed
Marion	JULIETTE FALLS	0	0	0	0	0	None Listed
Marion	MARION CO.-NW REGIONAL (GOLDEN OCALA)	0	1	0	0	0	None Listed
Marion	MARION CO.-OAK RUN	0	3	0	0	0	None Listed
Marion	MARION CO.-SILVER SPRINGS SHORES	0	1	0	0	0	None Listed
Marion	MARION CO.-STONECREST	0	1	0	0	0	None Listed
Marion	MARION CORRECTIONAL INSTITUTION	0	0	0	0	0	Toilet Flushing
Marion	OCALA WRF #1	0	0	0	0	0	Facility is Idle; Area is Serviced by Ocala WRF #2 and WRF #3
Marion	OCALA WRF #2	30	1	3	0	0	Interconnected with Ocala WRF #1 and WRF #2
Marion	OCALA WRF #3	0	2	1	0	0	Airport Subsurface Irrigation, Dust Control, Horse Farm, Tree Farm, Firefighter Training and Sports Complex
Marion	ON TOP OF THE WORLD/BAY LAUREL	0	2	0	0	0	None Listed
Martin	INDIANTOWN COMPANY	0	0	0	0	1	Cogeneration Plant

Florida Department of Environmental Protection
2018 Reuse Inventory

County	Reuse System Name	Residences	Golf Courses	Parks	Schools	Cooling Towers	Unique Uses
Martin	MARTIN CO.-NORTH	1,000	1	1	1	0	Pressurized IQ Pump Station Feeds Reuse System
Martin	MARTIN CO.-SOUTH (TROPICAL FARMS)	250	8	1	0	0	Blended with Nanofiltration Concentration
Martin	MARTIN CORRECTIONAL INSTITUTION	0	0	0	0	0	Toilet Flushing and Laundry
Martin	SAILFISH POINT	0	1	0	0	0	None Listed
Martin	SOUTH MARTIN REGIONAL UTILITY	75	4	0	1	0	None Listed
Martin	STUART, CITY OF	0	0	4	0	0	Athletic Complexes
Miami-Dade	MDWASD CENTRAL DISTRICT	0	0	0	0	0	Flushing, Washdown, Pump Seal Lubricant
Miami-Dade	MDWASD NORTH DISTRICT	0	0	0	1	0	Flushing, Washdown, Pump Seal Lubricant, and Onsite Irrigation
Miami-Dade	MDWASD SOUTH DISTRICT	0	0	0	0	0	Cooling Water, Flushing, Washdown, Pump Seal Lubricant, and Onsite Irrigation
Monroe	FKAA-BIG COPPITT	123	0	0	0	0	None Listed
Monroe	FKAA-DUCK KEY (HAWKS CAY)	153	0	0	0	0	Landscape Irrigation at Hawks Cay Resort
Monroe	KEY COLONY BEACH, CITY OF	0	1	4	0	0	City Parks Deliver to Remote Parks
Monroe	KEY WEST RESORT UTILITY	0	1	1	0	0	Toilet Flushing and Fire Protection
Monroe	MARATHON AREA 4 WWTF	0	0	0	0	0	None Listed
Monroe	NORTH KEY LARGO WWTF AT OCEAN REEF	0	3	0	0	0	None Listed
Nassau	JEA-NASSAU REGIONAL (SUN RAY)	0	2	0	0	0	None Listed
Nassau	NASSAU AMELIA UTILITIES	0	3	0	0	0	None Listed
Okaloosa	DESTIN WATER USERS	602	2	0	0	0	Sports Complex Irrigation
Okaloosa	FORT WALTON BEACH GENERAL REUSE SERVICE AREA	0	1	0	0	0	Overflow Retention Tank High Pressure Cleaning System, Fire Protection
Okaloosa	HURLBURT FIELD AIR FORCE BASE	0	0	3	0	4	Fire Fighter Training and Aircraft Rinse Rack
Okaloosa	NICEVILLE-NV REGIONAL (VALPARAISO)	480	0	2	1	0	Cemetery
Okaloosa	OKALOOSA-ARBENNIE PRITCHETT	0	0	0	0	0	Sends Reclaim to Ft. Walton Beach
Okeechobee	OKEECHOBEE UTILITY AUTHORITY	0	0	0	0	0	None Listed
Orange	APOPKA-PROJECT ARROW	7,353	2	7	4	0	Receives Reclaim from Wek. Hunt Club and Alta. Sp.
Orange	FAIRWAYS COUNTRY CLUB	0	1	0	0	0	None Listed
Orange	OCOE, CITY OF	5,298	1	2	6	0	Toilet Flushing
Orange	OCUD-EASTERN SERVICE AREA	10,968	1	24	12	4	Cooling Water, Power Generation
Orange	OCUD-NORTHWEST SERVICE AREA	0	0	0	0	0	Lake Marden Augmentation, Toilet Flushing
Orange	OCUD-SOUTH SERVICE AREA	4,363	11	31	7	0	Irrigation at Sea World, Toilet Flushing
Orange	ORLANDO-WATER CONSERV I	6,084	2	91	7	1	Fire Protection, Toilet Flushing, Cooling Water
Orange	ORLANDO-WATER CONSERV II	10,821	3	88	8	0	Universal Studios

Florida Department of Environmental Protection
2018 Reuse Inventory

County	Reuse System Name	Residences	Golf Courses	Parks	Schools	Cooling Towers	Unique Uses
Orange	REEDY CREEK IMPROVEMENT DISTRICT	0	4	0	0	6	Disney (Toilet Flushing, Fire Protection, Filling Stations, Street and Sidewalk Washdown, Vehicle Washing, Tree Farm Irrigation, Construction Dust Control, Equipment Washing
Orange	WEDGEFIELD SUBDIVISION	0	1	0	0	0	None Listed
Orange	WINTER GARDEN, CITY OF	2,745	1	24	0	0	None Listed
Orange	WINTER PARK, CITY OF	0	2	1	1	0	Cemetery Irrigation
Osceola	KISSIMMEE GOOD SAMARITAN RETIREMENT VILLAGE	215	1	1	0	0	None Listed
Osceola	ST. CLOUD-SOUTHSIDE #2	6,936	1	26	4	0	Sludge Press and Clarifier Wash Water, Fire Protection
Osceola	TOHO-CAMELOT	6,253	6	10	3	2	Toilet Flushing, Power Plants, Cooling Water
Osceola	TOHO-HARMONY	0	0	0	0	0	n/a
Osceola	TOHO-PARKWAY	2,600	1	0	0	0	Cemetery Irrigation
Osceola	TOHO-POINCIANA	5,283	2	0	2	0	Sends Reclaim to TWA's Kissimmee Service Area
Osceola	TOHO-SANDHILL ROAD	3,753	1	0	0	0	None Listed
Palm Beach	BOCA RATON, CITY OF (PROJECT IRIS)	1,107	6	6	4	1	Toilet Flushing, Cooling Water
Palm Beach	LOXAHATCHEE ENV. CONTROL DIST.	5,732	13	14	3	0	Process Water, Sports Complex, Wildlife Sanctuary, Community Garden
Palm Beach	PALM BEACH CO. SOUTHERN REGION	6,062	7	2	1	0	Wakodahatchee and Green Cay Wetlands, Fire Protection
Palm Beach	PALM BEACH CO.-CENTRAL REGION RWF	7,294	1	0	0	0	Receives Reclaim from WPB-East Central Region
Palm Beach	SEACOAST UTILITIES PGA	0	12	2	0	0	Sends Reclaim to Loxahatchee
Palm Beach	SOUTH CENTRAL REGIONAL	400	9	12	4	0	None Listed
Palm Beach	VILLAGE OF WELLINGTON WWTP	0	0	4	0	0	Medians
Palm Beach	WEST PALM BEACH-EAST CENTRAL REGIONAL	0	0	1	0	3	Power Generation, Cooling Water, Irrigation at Sports Complex
Pasco	DADE CITY, CITY OF	0	0	0	0	0	None Listed
Pasco	FGUA-SEVEN SPRINGS WWTF	2,210	1	2	4	0	Commercial Irrigation
Pasco	NEW PORT RICHEY, CITY OF	388	0	8	8	0	Sends Reclaim to Pasco County, Fire Protection
Pasco	PASCO CO. MASTER REUSE SYSTEM	15,287	14	7	13	1	Waste to Energy Facility, Cooling Water
Pasco	ZEPHYRHILLS, CITY OF	16	1	6	2	0	None Listed
Pinellas	CLEARWATER CITY OF MASTER REUSE SYSTEM	6,086	5	15	13	0	Sends Reclaim to Pinellas Co.
Pinellas	DUNEDIN, CITY OF-MAINLAND	3,473	2	63	5	1	Cooling Water, Commercial Use
Pinellas	LARGO, CITY OF	2,739	6	14	6	6	Fire Protection, Cooling Towers, and Process Water at Biosolids Facility

Florida Department of Environmental Protection
2018 Reuse Inventory

County	Reuse System Name	Residences	Golf Courses	Parks	Schools	Cooling Towers	Unique Uses
Pinellas	OLDSMAR, CITY OF	1,840	0	8	1	1	Ice Skating Rink, Cooling Water, Medians, Public Building, Commercial Use, Sends Reclaim to Pinellas Co.
Pinellas	ON TOP OF THE WORLD	540	1	0	0	0	None Listed
Pinellas	PINELLAS CO.-SOUTH CROSS BAYOU	21,914	6	84	6	0	Biosolids Facility, Commercial Use, Wholesale Customers
Pinellas	PINELLAS CO.-WILLIAM E. DUNN WATER RECLAMATION FACILITY	6,247	10	1	8	1	Cooling Water
Pinellas	ST. PETERSBURG MASTER URBAN REUSE SYSTEM	10,351	7	93	60	13	Back-Up Source for Toilet Flushing at Water Resource Complex, Non-Contact Cooling Water
Pinellas	TARPON SPRINGS, CITY OF	1,689	1	10	4	0	Fire Protection
Polk	AUBURNDALE, CITY OF-ALLRED	0	0	0	0	1	Cooling Water for Power Plant
Polk	AUBURNDALE, CITY OF-REGIONAL	0	0	1	0	0	Natural System Restoration (Wetlands)
Polk	BARTOW, CITY OF	0	0	0	0	0	Power Plant, Cooling Water
Polk	CAREFREE RV COUNTRY CLUB WWTF	0	1	0	0	0	None Listed
Polk	CYPRESS LAKES UTILITIES, INC.	0	2	0	0	0	None Listed
Polk	FORT MEADE, CITY OF	0	0	0	0	0	Mixed Wash Water for Mining Operation
Polk	HAINES CITY	0	1	3	0	0	BCR Sludge Neutralization Process Water
Polk	LAKE WALES, CITY OF	171	1	1	0	0	Soccer Park
Polk	LAKELAND, CITY OF	0	0	0	0	3	Power Plants (3), Cooling Water, Fire Protection
Polk	MULBERRY CITY OF	0	0	0	0	0	Power Plant
Polk	POLK CO.-NORTHEAST REGIONAL	3,404	1	1	0	0	Sends Reclaim to Toho Water Authority
Polk	POLK CO.-NORTHWEST REGIONAL	1,385	1	1	0	0	None Listed
Polk	POLK CO.-SOUTHWEST REGIONAL WWTP	1,807	3	1	0	0	Fire Protection, Sends Reclaim to Lakeland
Polk	STREAMSONG WWTF	0	1	0	0	0	None Listed
Polk	SWEETWATER GOLF & TENNIS CLUB	0	1	0	0	0	None Listed
Polk	WINTER HAVEN, CITY OF	410	2	3	1	0	None Listed
Putnam	PALATKA, CITY OF	0	1	0	1	0	None Listed
Putnam	RIVER PARK MHP	0	1	0	0	0	None Listed
Santa Rosa	HOLLEY-NAVARRE WATER SYSTEMS, INC.	0	1	1	0	0	None Listed
Santa Rosa	PACE WATER SYSTEM, INC.	1,200	1	3	2	0	None Listed
Santa Rosa	SOUTH SANTA ROSA UTILITY SYSTEM (GULF BREEZE-TIGER POINT)	1,296	1	2	1	0	None Listed
Sarasota	CAMELOT LAKES	0	0	1	0	0	None Listed
Sarasota	NORTH PORT, CITY OF	1,342	2	8	0	0	None Listed
Sarasota	SARASOTA CO.-NORTH	5,150	11	3	0	0	Toilet Flushing
Sarasota	SARASOTA CO.-SOUTH (VENICE GARDENS)	218	7	0	0	0	

Florida Department of Environmental Protection
2018 Reuse Inventory

County	Reuse System Name	Residences	Golf Courses	Parks	Schools	Cooling Towers	Unique Uses
Sarasota	SARASOTA, CITY OF	23	5	11	3	0	Decorative Fountains, Industrial Applications, Sends Reclaim to BRU
Sarasota	VENICE, CITY OF-PROJECT WAVE	2,929	5	2	0	0	Sends Reclaim to Sarasota Co.-Venice Gardens, Fire Protection
Seminole	ALTAMONTE SPRINGS, CITY OF (PROJECT APRICOT)	5,796	0	9	13	1	Toilet Flushing, Cooling Water
Seminole	CASSELBERRY, CITY OF	1,771	1	7	0	0	Irrigation of Medians, Landscape Areas, and Cemetery
Seminole	FGUA-CHULUOTA		0	0	0	0	Sends Reclaim to City of Oviedo for Residential Irrigation
Seminole	OVIEDO, CITY OF (ALAFAYA UTILITIES)	3,433	1	12	3	0	Commercial Use
Seminole	PALM VALLEY	281	0	0	0	0	Decorative Pond
Seminole	SANFORD-NORTH & SOUTH	3,215	2	14	5	1	Cooling Water
Seminole	SEMINOLE CO.-GREENWOOD LAKES	0	0	0	0	0	Car Wash
Seminole	SEMINOLE CO.-NORTHWEST (YANKEE LAKE)	2,283	1	1	1	0	Toilet Flushing
Seminole	WEKIVA HUNT CLUB	106	1	0	0	0	Plant Nursery, Sends Reclaim to Apopka and Altamonte Springs
Seminole	WINTER SPRINGS EAST	1,079	1	2	0	0	None Listed
Seminole	WINTER SPRINGS WEST	733	0	3	4	0	None Listed
St. Johns	JEA-PONTE VEDRA	0	1	0	0	0	None Listed
St. Johns	ST. JOHNS CO.-ANASTASIA ISLAND	121	1	0	0	0	None Listed
St. Johns	ST. JOHNS CO.-INNLET BEACH	0	2	0	0	0	None Listed
St. Johns	ST. JOHNS CO.-MAINLAND (S.R. 207)	0	1	0	0	0	None Listed
St. Johns	ST. JOHNS CO.-MARSH LANDING PONTE VEDRA LAKES	0	2	0	0	0	None Listed
St. Johns	ST. JOHNS CO.-NORTHWEST	702	2	0	0	0	Medians and Common Areas of Subdivisions
St. Johns	ST. JOHNS CO.-PLAYERS CLUB SOUTH	0	1	0	0	0	None Listed
St. Johns	ST. JOHNS CO.-SAWGRASS	0	1	0	0	0	None Listed
St. Lucie	HARBOUR RIDGE P.U.D.	0	2	0	0	0	None Listed
St. Lucie	HUTCHINSON-ISLAND DUNES	0	1	0	0	0	None Listed
St. Lucie	MEADOWOOD COMMUNITY (PANTHER WOODS)	0	1	0	0	0	None Listed
St. Lucie	PORT ST. LUCIE UTILITY-WESTPORT	589	4	0	0	0	Fire Hydrant
St. Lucie	SPANISH LAKES FAIRWAYS	0	1	0	0	0	None Listed
St. Lucie	ST. LUCIE CO.-NORTH (HOLIDAY PINES)	0	1	0	0	0	None Listed
St. Lucie	ST. LUCIE CO.-NORTH HUTCHINSON	155	0	1	0	0	Dune Line Restoration
St. Lucie	ST. LUCIE CO.-SOUTH HUTCHINSON	104	0	0	0	0	None Listed
St. Lucie	ST. LUCIE WEST	5,162	3	9	6	0	None Listed
Sumter	SUMTER CORRECTIONAL INSTITUTION	0	0	0	0	0	Cemetery Irrigation

Florida Department of Environmental Protection
2018 Reuse Inventory

County	Reuse System Name	Residences	Golf Courses	Parks	Schools	Cooling Towers	Unique Uses
Sumter	THE VILLAGES-LITTLE SUMTER SERVICE AREA (LSSA)	0	8	7	0	0	None Listed
Sumter	THE VILLAGES-NSU MASTER REUSE SYSTEM	0	15	0	0	0	None Listed
Sumter	WILDWOOD, CITY OF	0	1	1	0	0	Sends Reclaim to Villages-NSU Master Reuse, Tank Hose Down, Pump Seal Lubricant, Chlorination Carrier
Suwannee	LIVE OAK, CITY OF	0	1	1	0	0	None Listed
Taylor	PERRY, CITY OF	0	0	0	0	3	Cooling Water
Volusia	DAYTONA REUSE IMPLEMENTATION PROJECT (DRIP)	1,794	6	6	7	3	Cooling Water
Volusia	DELAND, CITY OF	3,189	1	7	3	0	None Listed
Volusia	DELTONA, CITY OF	368	1	0	1	0	None Listed
Volusia	EDGEWATER, CITY OF	3,151	0	1	0	0	Fire Protection
Volusia	HOLLY HILL, CITY OF	0	1	1	1	0	Country Club Ponds, Ball Park Irrigation
Volusia	NEW SMYRNA BEACH, CITY OF	2,245	5	6	1	0	Irrigation of Berms at WWTP, Sport Complex
Volusia	ORMOND BEACH	2,669	2	7	3	0	Fire Protection
Volusia	PORT ORANGE, CITY OF	7,578	2	4	7	0	Reclaim Supplemented by Recharge Reservoir
Volusia	VCUD-SOUTHEAST REGIONAL	0	0	0	0	0	None Listed
Volusia	VCUD-SOUTHWEST REGIONAL	1,538	1	0	0	0	None Listed
Volusia	VCUD-SOUTHWEST WWTF-2	178	1	1	1	0	None Listed
Wakulla	ST. MARKS WWTF	0	0	0	0	1	Cooling Tower at Purdom Generating Station
Walton	SOUTH WALTON UTILITY COMPANY	0	4	0	0	0	None Listed
Walton	WALTON CO.-EAST REUSE SYSTEM	0	2	0	0	0	None Listed
Walton	WALTON CO.-SANDESTIN	0	4	0	0	0	None Listed
Washington	CHIPLEY, CITY OF	0	1	1	0	0	None Listed
Totals		437,380	529	1,138	401	86	

Appendix G. Edible Crop Inventory

County	Reuse System Name	Name of Agricultural Operation	Crops Irrigated	Irrigation Method	Area (acres)
DeSoto	ARCADIA, CITY OF	Pepper Grove (Pepper)	Oranges	Microjet	80
DeSoto	ARCADIA, CITY OF	Sorrells Citrus	Oranges	Microjet	43
DeSoto	ARCADIA, CITY OF	Sunny South (Mixon Grove)	Grapefruit	Microjet	85
DeSoto	ARCADIA, CITY OF	Turner Citrus/B&D Veach Inc.	Oranges	Microjet	58
DeSoto	ARCADIA, CITY OF	Brewer Citrus	Oranges	Microjet	60
Hillsborough	HILLSBOROUGH CO.-NORTHWEST REUSE SYSTEM	Woodham Citrus Grove	Citrus	Sprinkler System	12
Hillsborough	HILLSBOROUGH CO.-NORTHWEST REUSE SYSTEM	Bay Tree Farm	Citrus	Sprinkler System	6
Hillsborough	PLANT CITY WRF	Willaford Orange Grove	Oranges	Microjet	46
Hillsborough	PLANT CITY WRF	Johnson Orange Grove	Oranges	Microjet	57
Lake	TAVARES/WOODLEA ROAD	Caldwell Citrus Groves	Oranges	Misters	104
Lake	TAVARES/WOODLEA ROAD	May & Whitaker Family Partnership Limited	Oranges	Misters	30
Manatee	BRADENTON, CITY OF	Mixon Fruit Farms, Inc.	Citrus, Bamboo	Microjet	65
Manatee	MANATEE CO. MASTER REUSE SYSTEM	Blossom Groves	Citrus	Microjet	670
Manatee	MANATEE CO. MASTER REUSE SYSTEM	Schroeder Manatee Ranch	Citrus, Sod, Trees	Microjet, Drip Irrigation, Seepage Irrigation	1,600
Manatee	MANATEE CO. MASTER REUSE SYSTEM	Manatee Fruit Company/Harlee Farms	Tomatoes, Gladiolas	Seepage Irrigation	1,136
Okeechobee	OKEECHOBEE UTILITY AUTHORITY	Williamson Cattle Company	Citrus	Microjet	781
Orange	AOPKA-PROJECT ARROW	Bronson Nurseries	Citrus	Microjet	258
Orange	ORLANDO-WATER CONSERV II	Extreme Groves Investments, LLC	Citrus	Under Tree Micro Sprinkler	60
Orange	ORLANDO-WATER CONSERV II	Fabry, Carl & Pat	Citrus	Under Tree Micro Sprinkler	38
Orange	ORLANDO-WATER CONSERV II	Fabry, Paul	Citrus	Under Tree Micro Sprinkler	9
Orange	ORLANDO-WATER CONSERV II	Ford Et. Al.	Citrus	Under Tree Micro Sprinkler	79
Orange	ORLANDO-WATER CONSERV II	Gleason Groves	Citrus	Under Tree Micro Sprinkler	40
Orange	ORLANDO-WATER CONSERV II	Eddy Groves	Citrus	Under Tree Micro Sprinkler	94
Orange	ORLANDO-WATER CONSERV II	Cannon & Walker	Citrus	Under Tree Micro Sprinkler	9
Orange	ORLANDO-WATER CONSERV II	Ford, Les	Citrus	Under Tree Micro Sprinkler	9
Orange	ORLANDO-WATER CONSERV II	Davis Grove Service (Hall Blk.)	Citrus	Under Tree Micro Sprinkler	9
Orange	ORLANDO-WATER CONSERV II	Creeden, Kyle & Ashley	Citrus	Under Tree Micro Sprinkler	3
Orange	ORLANDO-WATER CONSERV II	CRA-MAR Groves, Inc.	Citrus	Under Tree Micro Sprinkler	90
Orange	ORLANDO-WATER CONSERV II	Clonts Groves, Inc.	Citrus	Under Tree Micro Sprinkler	530
Orange	ORLANDO-WATER CONSERV II	Chicone Groves	Citrus	Under Tree Micro Sprinkler	209
Orange	ORLANDO-WATER CONSERV II	Glover, Steve	Citrus	Under Tree Micro Sprinkler	7
Orange	ORLANDO-WATER CONSERV II	Cannon, Benjamin C.	Citrus	Under Tree Micro Sprinkler	5

Florida Department of Environmental Protection
2018 Reuse Inventory

County	Reuse System Name	Name of Agricultural Operation	Crops Irrigated	Irrigation Method	Area (acres)
Orange	ORLANDO-WATER CONSERV II	Jack ross Groves	Citrus	Under Tree Micro Sprinkler	90
Orange	ORLANDO-WATER CONSERV II	Butler, Ruth Ann	Citrus	Under Tree Micro Sprinkler	39
Orange	ORLANDO-WATER CONSERV II	Catherine Ross Groves	Citrus	Under Tree Micro Sprinkler	232
Orange	ORLANDO-WATER CONSERV II	SLF IV/Boyd Horizon West JV LLC	Citrus	Under Tree Micro Sprinkler	40
Orange	ORLANDO-WATER CONSERV II	Herman, Mike	Citrus	Under Tree Micro Sprinkler	9
Orange	ORLANDO-WATER CONSERV II	Southern Hill Farms, Inc.	Blueberries	Drip Irrigation	40
Orange	ORLANDO-WATER CONSERV II	White, Maurice	Fruits, Vegetables	Under Tree Micro Sprinkler	2
Orange	ORLANDO-WATER CONSERV II	Phillips Management, LLP	Citrus	Under Tree Micro Sprinkler	2
Orange	ORLANDO-WATER CONSERV II	Peacock, Clawson	Fruits, Vegetables	Under Tree Micro Sprinkler, Impact Sprinkler	6
Orange	ORLANDO-WATER CONSERV II	Orihuela, Alberto	Citrus	Under Tree Micro Sprinkler	3
Orange	ORLANDO-WATER CONSERV II	Hamlin Retail	Citrus	Under Tree Micro Sprinkler	38
Orange	ORLANDO-WATER CONSERV II	Lake Louisa, LLC	Citrus	Under Tree Micro Sprinkler	50
Orange	ORLANDO-WATER CONSERV II	Lake Ingram FA/FV Groves	Citrus	Under Tree Micro Sprinkler	30
Orange	ORLANDO-WATER CONSERV II	Jones, Dayne A. & Lisa A.	Citrus	Under Tree Micro Sprinkler	40
Orange	ORLANDO-WATER CONSERV II	Hickory, LLC	Citrus	Under Tree Micro Sprinkler	95
Orange	ORLANDO-WATER CONSERV II	McKinnon Corporation	Citrus	Under Tree Micro Sprinkler	250
Orange	ORLANDO-WATER CONSERV II	Gotthard, Darrell	Fruits, Vegetables	Under Tree Micro Sprinkler, Impact Sprinkler	4
Pasco	DADE CITY, CITY OF	Larkin Site	Citrus	Drip Irrigation, Microjet	256
Pasco	PASCO CO. MASTER REUSE SYSTEM	Price/Altman Groves	Citrus	Microjet	150
Pasco	PASCO CO. MASTER REUSE SYSTEM	EpcO Ranch Citrus Grove-North & South	Citrus	Microjet	341
Polk	LAKE WALES, CITY OF	TriBen LLC (aka Lake Belle Grove)	Valencia oranges	Microjet Irrigation	25
Polk	LAKE WALES, CITY OF	Bellevue Avenue, LLC (aka San Juan Citrus LLC)	Oranges, Tangerines, Tangelos	Micro Sprinkler	37
Polk	WINTER HAVEN, CITY OF	Grove Reuse	Oranges, Grapefruit	Microjet	63
Sarasota	SARASOTA, CITY OF	Hi-Hat Ranch	Fruit, Vegetables	Drip Irrigation	650
Sarasota	SARASOTA, CITY OF	Hi-Hat Groves	Citrus	Microjet	900
Sarasota	SARASOTA, CITY OF	Brit Groves	Citrus	Microjet	300
Seminole	SANFORD-NORTH & SOUTH	SITE 10	Citrus	Microjet	270
Seminole	SANFORD-NORTH & SOUTH	Dutch Mill Nursery	Citrus	Drip Irrigation, Microjet	8
Seminole	SANFORD-NORTH & SOUTH	Hoops Farm	Strawberries, Peas, Beans, Corn, Herbs	Underground Tile	9
Volusia	VCUD-SOUTHEAST REGIONAL	Volusia County Orange Grove operation	Oranges, Grapefruit	Drip Irrigation	305
Total Acreage					10,566

Appendix H. Charges for Use of Reclaimed Water

County	Reuse System Name	Charge Category	Charge/month/connection	Charge/1000 gal
Alachua	ALACHUA, CITY OF	NRES	\$8.13	\$2.51
Alachua	GRU-KANAPAHA	NRES	\$9.10	\$0.91
Alachua	GRU-KANAPAHA	RESD	\$9.10	\$0.91
Alachua	GRU-MAIN STREET	NRES	\$9.10	\$0.95
Alachua	UNIVERSITY OF FLORIDA-LAKE ALICE	NRES	\$0.00	\$0.00
Bay	LYNN HAVEN, CITY OF	NRES	\$6.00	\$0.00
Bay	LYNN HAVEN, CITY OF	RESD	\$6.00	\$0.00
Bay	PANAMA CITY BEACH, CITY OF	NRES	\$0.00	\$0.00
Bay	PANAMA CITY BEACH, CITY OF	RESD	\$8.53	\$0.67
Brevard	BCUD-BAREFOOT BAY	NRES	\$0.00	\$0.00
Brevard	BCUD-NORTH BREVARD REGIONAL	NRES	\$41.67	\$0.00
Brevard	BCUD-NORTH BREVARD REGIONAL	RESD	\$6.00	\$0.00
Brevard	BCUD-PORT ST. JOHN	NRES	\$1,000.00	\$0.00
Brevard	BCUD-SOUTH BEACHES	RESD	\$6.00	\$0.00
Brevard	BCUD-SOUTH BEACHES	NRES	\$1,000.00	\$0.00
Brevard	BCUD-SOUTH CENTRAL REGIONAL	RESD	\$6.00	\$0.00
Brevard	BCUD-SOUTH CENTRAL REGIONAL	NRES	\$1,000.00	\$0.00
Brevard	BCUD-SYKES CREEK	RESD	\$6.00	\$0.00
Brevard	BCUD-SYKES CREEK	NRES	\$1,000.00	\$0.00
Brevard	CAPE CANAVERAL, CITY OF	NRES	\$30.84	\$0.00
Brevard	CAPE CANAVERAL, CITY OF	RESD	\$7.70	\$0.00
Brevard	COCOA BEACH, CITY OF	RESD	\$11.18	\$0.00
Brevard	COCOA BEACH, CITY OF	NRES	\$0.00	\$0.00
Brevard	COCOA, CITY OF	RESD	\$9.19	\$0.00
Brevard	COCOA, CITY OF	NRES	\$45.99	\$0.00
Brevard	MELBOURNE-NORTH & SOUTH SERVICE AREA	RESD	\$8.55	\$0.00
Brevard	MELBOURNE-NORTH & SOUTH SERVICE AREA	NRES	\$42.75	\$0.00
Brevard	PALM BAY, CITY OF	RESD	\$10.79	\$0.00
Brevard	PALM BAY, CITY OF	NRES	\$14.00	\$0.52
Brevard	ROCKLEDGE, CITY OF	NRES	\$10.00	\$1.00
Brevard	ROCKLEDGE, CITY OF	RESD	\$10.00	\$0.00
Brevard	THE GREAT OUTDOORS GOLF/R V RESORT	RESD	\$0.00	\$0.00
Brevard	THE GREAT OUTDOORS GOLF/R V RESORT	NRES	\$0.00	\$0.00
Brevard	TITUSVILLE REUSE SYSTEM	RESD	\$8.00	\$0.00
Brevard	TITUSVILLE REUSE SYSTEM	NRES	\$8.00	\$0.00
Brevard	WEST MELBOURNE, CITY OF (RAY BULLARD)	RESD	\$14.19	\$0.00
Broward	BROWARD CO. NORTH REGIONAL	RESD	\$12.37	\$0.70
Broward	BROWARD CO. NORTH REGIONAL	NRES	\$12.37	\$0.70

Florida Department of Environmental Protection
2018 Reuse Inventory

County	Reuse System Name	Charge Category	Charge/month/connection	Charge/1000 gal
Broward	HOLLYWOOD, CITY OF	RESD	\$0.00	\$0.00
Broward	HOLLYWOOD, CITY OF	NRES	\$0.00	\$0.10
Broward	MIRAMAR, CITY OF WWTF	RESD	\$0.00	\$0.00
Broward	MIRAMAR, CITY OF WWTF	NRES	\$0.00	\$0.00
Broward	POMPANO BEACH	RESD	\$8.17	\$0.89
Broward	POMPANO BEACH	NRES	\$40.85	\$2.60
Broward	TOWN OF DAVIE	NRES	\$0.00	\$0.86
Charlotte	CHARLOTTE CO UTILITIES MASTER REUSE SYSTEM	NRES	\$2.50	\$0.19
Charlotte	CHARLOTTE CO UTILITIES MASTER REUSE SYSTEM	RESD	\$0.00	\$0.19
Charlotte	CHARLOTTE CO.-BURNT STORE	NRES	\$2.50	\$0.19
Charlotte	ENGLEWOOD WATER DISTRICT SOUTH	RESD	\$0.00	\$0.29
Charlotte	ENGLEWOOD WATER DISTRICT SOUTH	NRES	\$0.00	\$0.29
Charlotte	RIVERWOOD UTILITIES	RESD	\$16.86	\$0.80
Charlotte	RIVERWOOD UTILITIES	NRES	\$0.00	\$0.00
Citrus	CITRUS CO.-MEADOWCREST	NRES	\$0.00	\$0.15
Citrus	CITRUS CO.-POINT OF WOODS	NRES	\$0.00	\$0.00
Citrus	INVERNESS, CITY OF	NRES	\$0.00	\$0.25
Clay	CCUA-RECLAIMED DISTRIBUTION	RESD	\$15.48	\$0.63
Clay	CCUA-RECLAIMED DISTRIBUTION	NRES	\$77.42	\$1.88
Clay	GREEN COVE SPRINGS-HARBOR ROAD WWTP	NRES	\$0.00	\$0.00
Collier	AVE MARIA UTILITY CO	RESD	\$7.36	\$0.70
Collier	AVE MARIA UTILITY CO	NRES	\$7.36	\$0.70
Collier	COLLIER CO.-NORTH & SOUTH	RESD	\$7.09	\$0.58
Collier	COLLIER CO.-NORTH & SOUTH	NRES	\$32.41	\$0.44
Collier	EVERGLADES CITY, CITY OF	RESD	\$0.00	\$0.00
Collier	MARCO ISLAND UTILITIES WWTP	NRES	\$3.00	\$1.32
Collier	NAPLES, CITY OF	RESD	\$10.00	\$0.66
Collier	NAPLES, CITY OF	NRES	\$160.00	\$0.46
Collier	PORT OF THE ISLANDS COMMUNITY IMPROVEMENT DISTRICT	NRES	\$0.00	\$3.63
Collier	PORT OF THE ISLANDS COMMUNITY IMPROVEMENT DISTRICT	RESD	\$0.00	\$1.21
DeSoto	ARCADIA, CITY OF	RESD	\$0.00	\$0.00
DeSoto	ARCADIA, CITY OF	NRES	\$0.00	\$0.00
Duval	JACKSONVILLE BEACH	NRES	\$0.00	\$0.00
Duval	JEA-SOUTH GRID	NRES	\$63.00	\$0.37
Duval	JEA-SOUTH GRID	RESD	\$18.90	\$2.60
Duval	USN NAS JACKSONVILLE	NRES	\$0.00	\$0.00
Escambia	ECUA-CENTRAL WRF	NRES	\$0.00	\$0.00
Escambia	ECUA-PENSACOLA BEACH	NRES	\$59.71	\$2.25
Flagler	BUNNELL, CITY OF	NRES	\$500.00	\$0.00
Flagler	DUNES COMMUNITY DEVELOPMENT DISTRICT	RESD	\$17.23	\$0.80
Flagler	DUNES COMMUNITY DEVELOPMENT DISTRICT	NRES	\$5,415.63	\$0.40

Florida Department of Environmental Protection
2018 Reuse Inventory

County	Reuse System Name	Charge Category	Charge/month/connection	Charge/1000 gal
Flagler	FLAGLER CO.-PLANTATION BAY	NRES	\$0.00	\$0.07
Flagler	PALM COAST, CITY OF	RESD	\$6.15	\$0.92
Flagler	PALM COAST, CITY OF	NRES	\$0.00	\$0.59
Franklin	APALACHICOLA WWTF	NRES	\$0.00	\$0.00
Franklin	CARRABELLE, CITY OF	NRES	\$297.00	\$0.32
Hernando	BROOKSVILLE, CITY OF	RESD	\$0.00	\$0.00
Hernando	BROOKSVILLE, CITY OF	NRES	\$0.00	\$0.31
Hernando	HERNANDO CO.-SPRING HILL	NRES	\$0.00	\$0.29
Hillsborough	CW UTILITY-COUNTRY MEADOWS/GOLDEN LAKES	NRES	\$0.00	\$0.00
Hillsborough	HILLSBOROUGH CO. - SOUTH - CENTRAL COUNTY REUSE SYSTEM	NRES	\$4.10	\$0.58
Hillsborough	HILLSBOROUGH CO. - SOUTH - CENTRAL COUNTY REUSE SYSTEM	RESD	\$4.10	\$0.26
Hillsborough	HILLSBOROUGH CO.-NORTHWEST REUSE SYSTEM	RESD	\$4.10	\$0.26
Hillsborough	HILLSBOROUGH CO.-NORTHWEST REUSE SYSTEM	NRES	\$4.10	\$0.58
Hillsborough	MACDILL AIR FORCE BASE	NRES	\$0.00	\$0.00
Hillsborough	PLANT CITY WRF	RESD	\$3.81	\$1.19
Hillsborough	PLANT CITY WRF	NRES	\$19.01	\$0.28
Hillsborough	TAMPA, CITY OF-HOWARD F. CURREN	RESD	\$0.00	\$1.60
Hillsborough	TAMPA, CITY OF-HOWARD F. CURREN	NRES	\$0.00	\$1.60
Indian River	IRCUD-WEST REGIONAL	NRES	\$0.00	\$0.68
Indian River	VERO BEACH, CITY OF	RESD	\$0.00	\$0.67
Indian River	VERO BEACH, CITY OF	NRES	\$0.00	\$0.67
Lake	CLERMONT-EAST	NRES	\$6.97	\$3.82
Lake	CLERMONT-EAST	RESD	\$5.58	\$1.46
Lake	EUSTIS, CITY OF	RESD	\$0.00	\$1.45
Lake	EUSTIS, CITY OF	NRES	\$0.00	\$0.36
Lake	GROVELAND-SAMPEY RD.	RESD	\$0.00	\$2.75
Lake	GROVELAND-SUNSHINE PARKWAY	RESD	\$0.00	\$2.75
Lake	LADY LAKE WWTF	RESD	\$11.78	\$2.43
Lake	LADY LAKE WWTF	NRES	\$11.78	\$2.43
Lake	LAKE GROVES UTILITIES	RESD	\$7.82	\$1.48
Lake	LEESBURG, CITY OF	RESD	\$4.51	\$1.56
Lake	LEESBURG, CITY OF	NRES	\$4.51	\$2.06
Lake	MINNEOLA, CITY OF	RESD	\$0.00	\$0.00
Lake	MOUNT DORA, CITY OF	NRES	\$9.54	\$1.02
Lake	MOUNT DORA, CITY OF	RESD	\$9.96	\$0.50
Lake	PENNBROOKE UTILITIES INC.	NRES	\$0.00	\$0.00
Lake	PINE ISLAND WWTF	NRES	\$0.00	\$0.00
Lake	TAVARES/WOODLEA ROAD	NRES	\$8.97	\$0.91
Lake	TAVARES/WOODLEA ROAD	RESD	\$11.90	\$1.20
Lake	THE VILLAGES-VILLAGES	NRES	\$0.00	\$0.00
Lee	BONITA SPRINGS-RESOURCE CONSERVATION SYS.	NRES	\$0.00	\$0.68

Florida Department of Environmental Protection
2018 Reuse Inventory

County	Reuse System Name	Charge Category	Charge/month/connection	Charge/1000 gal
Lee	BONITA SPRINGS-RESOURCE CONSERVATION SYS.	RESD	\$6.95	\$1.51
Lee	CAPE CORAL, WATER INDEPENDENCE FOR	RESD	\$9.50	\$0.00
Lee	CAPE CORAL, WATER INDEPENDENCE FOR	NRES	\$2,613.60	\$0.50
Lee	CROSS CREEK COUNTRY CLUB	NRES	\$0.00	\$0.00
Lee	EAGLE RIDGE	NRES	\$0.00	\$0.00
Lee	FGUA-DEL PRADO WWTF (FKA NORTH FORT MYERS UTILITY)	RESD	\$0.00	\$0.00
Lee	FGUA-DEL PRADO WWTF (FKA NORTH FORT MYERS UTILITY)	NRES	\$0.00	\$0.34
Lee	FGUA-LAKE FAIRWAYS FFEC SIX	NRES	\$0.00	\$0.34
Lee	FGUA-LEHIGH ACRES	NRES	\$0.00	\$0.58
Lee	FGUA-SOUTH SEAS PLANTATION	NRES	\$0.00	\$0.00
Lee	FIDDLESTICKS COUNTRY CLUB	NRES	\$0.00	\$0.00
Lee	FOREST UTILITIES	NRES	\$0.00	\$0.12
Lee	FORT MYERS CITY CENTRAL	NRES	\$0.00	\$0.88
Lee	GASPARILLA ISLAND WATER	NRES	\$0.00	\$0.00
Lee	HUNTER'S RIDGE	NRES	\$1,273.18	\$0.00
Lee	LEE CO.-FIESTA VILLAGE	NRES	\$0.00	\$0.55
Lee	LEE CO.-FIESTA VILLAGE	RESD	\$0.00	\$0.55
Lee	LEE CO.-FORT MYERS BEACH	RESD	\$0.00	\$0.55
Lee	LEE CO.-FORT MYERS BEACH	NRES	\$0.00	\$0.55
Lee	LEE CO.-GATEWAY SERVICES DISTRICT	RESD	\$0.00	\$0.00
Lee	LEE CO.-GATEWAY SERVICES DISTRICT	NRES	\$0.00	\$0.00
Lee	LEE CO.-PINE ISLAND WWTP	NRES	\$0.00	\$0.55
Lee	LEE CO.-THREE OAKS	RESD	\$0.00	\$0.55
Lee	LEE CO.-THREE OAKS	NRES	\$0.00	\$0.55
Lee	SANIBEL-DONAX	NRES	\$0.00	\$0.29
Lee	SANIBEL-DONAX	RESD	\$0.00	\$2.88
Leon	TALLAHASSEE, CITY OF-T.P. SMITH	NRES	\$0.00	\$1.15
Manatee	BRADEN RIVER UTILITIES MASTER REUSE	NRES	\$0.00	\$0.70
Manatee	BRADEN RIVER UTILITIES MASTER REUSE	RESD	\$0.00	\$1.20
Manatee	BRADENTON, CITY OF	NRES	\$15.60	\$0.54
Manatee	BRADENTON, CITY OF	RESD	\$5.20	\$0.61
Manatee	MANATEE CO. MASTER REUSE SYSTEM	RESD	\$0.00	\$0.89
Manatee	MANATEE CO. MASTER REUSE SYSTEM	NRES	\$0.00	\$0.21
Manatee	PALMETTO, CITY OF	RESD	\$12.73	\$0.00
Manatee	PALMETTO, CITY OF	NRES	\$12.73	\$0.00
Marion	BELLEVIEW, CITY OF	NRES	\$0.00	\$0.14
Marion	MARION CO.-NW REGIONAL (GOLDEN OCALA)	NRES	\$0.00	\$0.00
Marion	MARION CO.-OAK RUN	NRES	\$0.00	\$0.19
Marion	MARION CO.-SILVER SPRINGS SHORES	NRES	\$0.00	\$0.16
Marion	MARION CO.-STONECREST	NRES	\$0.00	\$0.50
Marion	OCALA WRF #2	NRES	\$0.00	\$0.07

Florida Department of Environmental Protection
2018 Reuse Inventory

County	Reuse System Name	Charge Category	Charge/month/connection	Charge/1000 gal
Marion	OCALA WRF #2	RESD	\$4.60	\$0.36
Marion	OCALA WRF #3	NRES	\$0.00	\$0.00
Marion	ON TOP OF THE WORLD/BAY LAUREL	NRES	\$6.45	\$0.98
Martin	MARTIN CO.-NORTH	NRES	\$0.00	\$0.49
Martin	MARTIN CO.-NORTH	RESD	\$0.00	\$0.49
Martin	MARTIN CO.-SOUTH (TROPICAL FARMS)	RESD	\$0.00	\$0.49
Martin	MARTIN CO.-SOUTH (TROPICAL FARMS)	NRES	\$0.00	\$0.49
Martin	SAILFISH POINT	NRES	\$0.00	\$0.00
Martin	SOUTH MARTIN REGIONAL UTILITY	RESD	\$0.00	\$0.00
Martin	SOUTH MARTIN REGIONAL UTILITY	NRES	\$0.00	\$1.28
Martin	STUART, CITY OF	NRES	\$0.00	\$2.10
Miami-Dade	MDWASD NORTH DISTRICT	NRES	\$0.00	\$0.14
Monroe	FKAA-BIG COPPITT	NRES	\$0.00	\$6.07
Monroe	FKAA-BIG COPPITT	RESD	\$0.00	\$4.42
Monroe	FKAA-DUCK KEY (HAWKS CAY)	RESD	\$0.00	\$4.42
Monroe	FKAA-DUCK KEY (HAWKS CAY)	NRES	\$0.00	\$6.07
Monroe	KEY COLONY BEACH, CITY OF	NRES	\$0.00	\$0.00
Monroe	KEY WEST RESORT UTILITY	NRES	\$0.00	\$2.02
Monroe	NORTH KEY LARGO WWTF AT OCEAN REEF	NRES	\$0.00	\$3.20
Nassau	JEANASSAU REGIONAL (SUN RAY)	NRES	\$63.00	\$3.96
Nassau	NASSAU AMELIA UTILITIES	NRES	\$0.00	\$0.00
Okaloosa	DESTIN WATER USERS	NRES	\$0.00	\$0.33
Okaloosa	DESTIN WATER USERS	RESD	\$0.00	\$0.33
Okaloosa	FORT WALTON BEACH GENERAL REUSE SERVICE AREA	NRES	\$0.00	\$0.00
Okaloosa	HURLBURT FIELD AIR FORCE BASE	NRES	\$0.00	\$0.00
Okaloosa	NICEVILLE-NV REGIONAL (VALPARAISO)	RESD	\$0.00	\$0.00
Okaloosa	NICEVILLE-NV REGIONAL (VALPARAISO)	NRES	\$0.00	\$0.00
Orange	APOPKA-PROJECT ARROW	NRES	\$9.39	\$1.61
Orange	APOPKA-PROJECT ARROW	RESD	\$7.82	\$1.35
Orange	FAIRWAYS COUNTRY CLUB	NRES	\$0.00	\$0.00
Orange	OCOEE, CITY OF	RESD	\$6.90	\$0.74
Orange	OCOEE, CITY OF	NRES	\$6.90	\$1.77
Orange	OCUD-EASTERN SERVICE AREA	RESD	\$3.75	\$1.02
Orange	OCUD-EASTERN SERVICE AREA	NRES	\$18.78	\$0.82
Orange	OCUD-NORTHWEST SERVICE AREA	NRES	\$18.23	\$0.80
Orange	OCUD-SOUTH SERVICE AREA	NRES	\$18.78	\$1.02
Orange	OCUD-SOUTH SERVICE AREA	RESD	\$3.75	\$1.02
Orange	ORLANDO-WATER CONSERV I	RESD	\$0.00	\$0.81
Orange	ORLANDO-WATER CONSERV I	NRES	\$0.00	\$0.69
Orange	ORLANDO-WATER CONSERV II	RESD	\$3.86	\$1.05

Florida Department of Environmental Protection
2018 Reuse Inventory

County	Reuse System Name	Charge Category	Charge/month/connection	Charge/1000 gal
Orange	ORLANDO-WATER CONSERV II	NRES	\$19.34	\$1.05
Orange	REEDY CREEK IMPROVEMENT DISTRICT	NRES	\$102.61	\$0.85
Orange	WEDGEFIELD SUBDIVISION	NRES	\$0.00	\$0.00
Orange	WINTER GARDEN, CITY OF	RESD	\$6.18	\$1.27
Orange	WINTER GARDEN, CITY OF	NRES	\$0.00	\$0.00
Orange	WINTER PARK, CITY OF	NRES	\$0.00	\$0.00
Osceola	KISSIMMEE GOOD SAMARITAN RETIREMENT VILLAGE	NRES	\$0.00	\$0.00
Osceola	KISSIMMEE GOOD SAMARITAN RETIREMENT VILLAGE	RESD	\$0.00	\$0.00
Osceola	ST. CLOUD-SOUTHSIDE #2	RESD	\$5.01	\$0.63
Osceola	ST. CLOUD-SOUTHSIDE #2	NRES	\$16.70	\$2.71
Osceola	TOHO-CAMELOT	NRES	\$11.66	\$4.84
Osceola	TOHO-CAMELOT	RESD	\$3.49	\$2.02
Osceola	TOHO-HARMONY	RESD	\$3.49	\$2.02
Osceola	TOHO-HARMONY	NRES	\$11.66	\$4.84
Osceola	TOHO-PARKWAY	NRES	\$11.66	\$4.84
Osceola	TOHO-PARKWAY	RESD	\$3.49	\$2.02
Osceola	TOHO-POINCIANA	NRES	\$11.66	\$4.84
Osceola	TOHO-POINCIANA	RESD	\$3.49	\$2.02
Osceola	TOHO-SANDHILL ROAD	RESD	\$3.49	\$2.02
Osceola	TOHO-SANDHILL ROAD	NRES	\$11.66	\$4.84
Palm Beach	BOCA RATON, CITY OF (PROJECT IRIS)	NRES	\$25.44	\$0.43
Palm Beach	BOCA RATON, CITY OF (PROJECT IRIS)	RESD	\$11.35	\$0.51
Palm Beach	LOXAHATCHEE ENV. CONTROL DIST.	RESD	\$0.00	\$0.57
Palm Beach	LOXAHATCHEE ENV. CONTROL DIST.	NRES	\$0.00	\$0.71
Palm Beach	PALM BEACH CO. SOUTHERN REGION	NRES	\$40.31	\$0.30
Palm Beach	PALM BEACH CO. SOUTHERN REGION	RESD	\$3.46	\$0.30
Palm Beach	PALM BEACH CO.-CENTRAL REGION RWF	NRES	\$106.67	\$0.30
Palm Beach	PALM BEACH CO.-CENTRAL REGION RWF	RESD	\$3.46	\$0.30
Palm Beach	SEACOAST UTILITIES PGA	NRES	\$8.37	\$0.34
Palm Beach	SOUTH CENTRAL REGIONAL	RESD	\$0.00	\$1.00
Palm Beach	SOUTH CENTRAL REGIONAL	NRES	\$0.00	\$0.28
Palm Beach	VILLAGE OF WELLINGTON WWTP	NRES	\$0.00	\$0.00
Palm Beach	WEST PALM BEACH-EAST CENTRAL REGIONAL	NRES	\$0.00	\$0.63
Pasco	FGUA-SEVEN SPRINGS WWTF	NRES	\$0.00	\$0.49
Pasco	FGUA-SEVEN SPRINGS WWTF	RESD	\$0.00	\$0.49
Pasco	NEW PORT RICHEY, CITY OF	RESD	\$9.75	\$0.00
Pasco	NEW PORT RICHEY, CITY OF	NRES	\$73.80	\$0.00
Pasco	PASCO CO. MASTER REUSE SYSTEM	NRES	\$0.00	\$0.65
Pasco	PASCO CO. MASTER REUSE SYSTEM	RESD	\$9.83	\$0.33
Pasco	ZEPHYRHILLS, CITY OF	NRES	\$0.00	\$0.16

Florida Department of Environmental Protection
2018 Reuse Inventory

County	Reuse System Name	Charge Category	Charge/month/connection	Charge/1000 gal
Pasco	ZEPHYRHILLS, CITY OF	RESD	\$0.00	\$0.32
Pinellas	CLEARWATER CITY OF MASTER REUSE SYSTEM	RESD	\$14.69	\$1.22
Pinellas	CLEARWATER CITY OF MASTER REUSE SYSTEM	NRES	\$14.69	\$0.97
Pinellas	DUNEDIN, CITY OF-MAINLAND	RESD	\$0.00	\$0.50
Pinellas	DUNEDIN, CITY OF-MAINLAND	NRES	\$0.00	\$0.25
Pinellas	LARGO, CITY OF	RESD	\$10.00	\$0.00
Pinellas	LARGO, CITY OF	NRES	\$28.00	\$0.85
Pinellas	OLDSMAR, CITY OF	RESD	\$7.60	\$0.95
Pinellas	OLDSMAR, CITY OF	NRES	\$0.00	\$0.50
Pinellas	ON TOP OF THE WORLD	NRES	\$0.00	\$0.00
Pinellas	ON TOP OF THE WORLD	RESD	\$0.00	\$0.00
Pinellas	PINELLAS CO.-SOUTH CROSS BAYOU	NRES	\$0.00	\$0.11
Pinellas	PINELLAS CO.-SOUTH CROSS BAYOU	RESD	\$21.00	\$0.00
Pinellas	PINELLAS CO.-WILLIAM E. DUNN WATER RECLAMATION FACILITY	NRES	\$0.00	\$0.11
Pinellas	PINELLAS CO.-WILLIAM E. DUNN WATER RECLAMATION FACILITY	RESD	\$22.00	\$0.00
Pinellas	ST. PETERSBURG MASTER URBAN REUSE SYSTEM	RESD	\$21.29	\$0.60
Pinellas	ST. PETERSBURG MASTER URBAN REUSE SYSTEM	NRES	\$21.29	\$0.60
Pinellas	TARPON SPRINGS, CITY OF	RESD	\$3.00	\$0.95
Pinellas	TARPON SPRINGS, CITY OF	NRES	\$3.00	\$0.95
Polk	AUBURNDALE, CITY OF-ALLRED	NRES	\$0.00	\$0.00
Polk	AUBURNDALE, CITY OF-REGIONAL	NRES	\$0.00	\$0.00
Polk	CAREFREE RV COUNTRY CLUB WWTF	NRES	\$0.00	\$0.00
Polk	CYPRESS LAKES UTILITIES, INC.	NRES	\$0.00	\$0.00
Polk	HAINES CITY	NRES	\$0.00	\$0.56
Polk	LAKE WALES, CITY OF	NRES	\$0.00	\$0.17
Polk	LAKE WALES, CITY OF	RESD	\$0.00	\$0.47
Polk	POLK CO.-NORTHEAST REGIONAL	RESD	\$0.00	1.41
Polk	POLK CO.-NORTHEAST REGIONAL	NRES	\$0.00	\$0.45
Polk	POLK CO.-NORTHWEST REGIONAL	RESD	\$0.00	\$1.41
Polk	POLK CO.-NORTHWEST REGIONAL	NRES	\$0.00	\$0.45
Polk	POLK CO.-SOUTHWEST REGIONAL WWTP	NRES	\$0.00	\$1.41
Polk	POLK CO.-SOUTHWEST REGIONAL WWTP	RESD	\$0.00	\$1.41
Polk	STREAMSONG WWTF	NRES	\$0.00	\$0.00
Polk	SWEETWATER GOLF & TENNIS CLUB	NRES	\$0.00	\$0.00
Polk	WINTER HAVEN, CITY OF	NRES	\$11.26	\$1.40
Polk	WINTER HAVEN, CITY OF	RESD	\$11.26	\$1.40
Putnam	PALATKA, CITY OF	NRES	\$0.00	\$0.00
Putnam	RIVER PARK MHP	NRES	\$0.00	\$0.00
Santa Rosa	HOLLEY-NAVARRE WATER SYSTEMS, INC.	NRES	\$0.00	\$0.00
Santa Rosa	PACE WATER SYSTEM, INC.	NRES	\$0.00	\$0.00
Santa Rosa	PACE WATER SYSTEM, INC.	RESD	\$10.00	\$0.75

Florida Department of Environmental Protection
2018 Reuse Inventory

County	Reuse System Name	Charge Category	Charge/month/connection	Charge/1000 gal
Santa Rosa	SOUTH SANTA ROSA UTILITY SYSTEM (GULF BREEZE-TIGER POINT)	NRES	\$0.00	\$0.00
Santa Rosa	SOUTH SANTA ROSA UTILITY SYSTEM (GULF BREEZE-TIGER POINT)	RESD	\$6.00	\$0.00
Sarasota	NORTH PORT, CITY OF	RESD	\$0.00	\$0.55
Sarasota	NORTH PORT, CITY OF	NRES	\$0.00	\$0.55
Sarasota	SARASOTA CO.-NORTH	NRES	\$0.00	\$0.25
Sarasota	SARASOTA CO.-NORTH	RESD	\$0.00	\$0.44
Sarasota	SARASOTA CO.-SOUTH (VENICE GARDENS)	NRES	\$0.00	\$0.25
Sarasota	SARASOTA CO.-SOUTH (VENICE GARDENS)	RESD	\$0.00	\$0.44
Sarasota	SARASOTA, CITY OF	RESD	\$0.00	\$1.19
Sarasota	SARASOTA, CITY OF	NRES	\$0.00	\$0.46
Sarasota	VENICE, CITY OF-PROJECT WAVE	RESD	\$1.41	\$1.02
Sarasota	VENICE, CITY OF-PROJECT WAVE	NRES	\$1.41	\$0.19
Seminole	ALTAMONTE SPRINGS, CITY OF (PROJECT APRICOT)	RESD	\$15.00	\$0.00
Seminole	ALTAMONTE SPRINGS, CITY OF (PROJECT APRICOT)	NRES	\$4.82	\$1.18
Seminole	CASSELBERRY, CITY OF	RESD	\$5.83	\$1.71
Seminole	CASSELBERRY, CITY OF	NRES	\$11.57	\$4.85
Seminole	FGUA-CHULUOTA	RESD	\$0.00	\$0.00
Seminole	OVIEDO, CITY OF (ALAFAYA UTILITIES)	RESD	\$10.41	\$1.24
Seminole	OVIEDO, CITY OF (ALAFAYA UTILITIES)	NRES	\$83.30	\$1.24
Seminole	PALM VALLEY	RESD	\$0.00	\$1.27
Seminole	SANFORD-NORTH & SOUTH	NRES	\$28.55	\$1.18
Seminole	SANFORD-NORTH & SOUTH	RESD	\$5.76	\$1.18
Seminole	SEMINOLE CO.-GREENWOOD LAKES	RESD	\$5.62	\$1.25
Seminole	SEMINOLE CO.-GREENWOOD LAKES	NRES	\$5.62	\$0.75
Seminole	SEMINOLE CO.-NORTHWEST (YANKEE LAKE)	RESD	\$5.62	\$0.75
Seminole	SEMINOLE CO.-NORTHWEST (YANKEE LAKE)	NRES	\$5.62	\$0.75
Seminole	WEKIVA HUNT CLUB	NRES	\$0.00	\$0.00
Seminole	WEKIVA HUNT CLUB	RESD	\$7.62	\$1.48
Seminole	WINTER SPRINGS EAST	RESD	\$4.43	\$0.81
Seminole	WINTER SPRINGS EAST	NRES	\$0.00	\$0.56
Seminole	WINTER SPRINGS WEST	NRES	\$0.00	\$0.56
Seminole	WINTER SPRINGS WEST	RESD	\$4.43	\$0.81
St. Johns	JEA-PONTE VEDRA	NRES	\$63.00	\$3.96
St. Johns	ST. JOHNS CO.-ANASTASIA ISLAND	NRES	\$13.39	\$1.37
St. Johns	ST. JOHNS CO.-INNLET BEACH	NRES	\$0.00	\$0.00
St. Johns	ST. JOHNS CO.-MAINLAND (S.R. 207)	NRES	\$0.00	\$0.00
St. Johns	ST. JOHNS CO.-MARSH LANDING PONTE VEDRA LAKES	NRES	\$0.00	\$0.00
St. Johns	ST. JOHNS CO.-NORTHWEST	NRES	\$0.00	\$0.00
St. Johns	ST. JOHNS CO.-NORTHWEST	RESD	\$7.38	\$1.68
St. Johns	ST. JOHNS CO.-PLAYERS CLUB SOUTH	NRES	\$0.00	\$0.00
St. Johns	ST. JOHNS CO.-SAWGRASS	NRES	\$0.00	\$0.00

Florida Department of Environmental Protection
2018 Reuse Inventory

County	Reuse System Name	Charge Category	Charge/month/connection	Charge/1000 gal
St. Lucie	HARBOUR RIDGE P.U.D.	NRES	\$0.00	\$0.00
St. Lucie	HUTCHINSON-ISLAND DUNES	NRES	\$0.00	\$0.00
St. Lucie	MEADOWOOD COMMUNITY (PANTHER WOODS)	NRES	\$0.00	\$0.00
St. Lucie	PORT ST. LUCIE UTILITY-WESTPORT	NRES	\$0.00	\$3.36
St. Lucie	PORT ST. LUCIE UTILITY-WESTPORT	RESD	\$0.00	\$3.36
St. Lucie	SPANISH LAKES FAIRWAYS	NRES	\$0.00	\$0.00
St. Lucie	ST. LUCIE CO.-NORTH (HOLIDAY PINES)	NRES	\$0.00	\$0.00
St. Lucie	ST. LUCIE CO.-NORTH HUTCHINSON	NRES	\$0.00	\$3.09
St. Lucie	ST. LUCIE CO.-NORTH HUTCHINSON	RESD	\$0.00	\$3.09
St. Lucie	ST. LUCIE CO.-SOUTH HUTCHINSON	RESD	\$33.16	\$3.09
St. Lucie	ST. LUCIE WEST	RESD	\$18.45	\$0.00
St. Lucie	ST. LUCIE WEST	NRES	\$5,536.50	\$0.22
Sumter	SUMTER CORRECTIONAL INSTITUTION	NRES	\$0.00	\$0.00
Sumter	THE VILLAGES-LITTLE SUMTER SERVICE AREA (LSSA)	NRES	\$0.00	\$0.00
Sumter	THE VILLAGES-NSU MASTER REUSE SYSTEM	NRES	\$0.00	\$0.00
Sumter	WILDWOOD, CITY OF	NRES	\$1.86	\$1.56
Suwannee	LIVE OAK, CITY OF	NRES	\$10.00	\$0.25
Volusia	DAYTONA REUSE IMPLEMENTATION PROJECT (DRIP)	RESD	\$6.62	\$0.00
Volusia	DAYTONA REUSE IMPLEMENTATION PROJECT (DRIP)	NRES	\$331.00	\$0.00
Volusia	DELAND, CITY OF	RESD	\$0.00	\$1.15
Volusia	DELAND, CITY OF	NRES	\$0.00	\$2.14
Volusia	DELTONA, CITY OF	NRES	\$3.79	\$1.67
Volusia	DELTONA, CITY OF	RESD	\$3.79	\$1.67
Volusia	EDGEWATER, CITY OF	NRES	\$0.00	\$0.00
Volusia	EDGEWATER, CITY OF	RESD	\$9.50	\$0.95
Volusia	HOLLY HILL, CITY OF	NRES	\$300.00	\$0.10
Volusia	NEW SMYRNA BEACH, CITY OF	NRES	\$0.00	\$0.34
Volusia	NEW SMYRNA BEACH, CITY OF	RESD	\$11.20	\$2.24
Volusia	ORMOND BEACH	RESD	\$16.00	\$0.00
Volusia	ORMOND BEACH	NRES	\$123.19	\$0.10
Volusia	PORT ORANGE, CITY OF	RESD	\$14.58	\$0.39
Volusia	PORT ORANGE, CITY OF	NRES	\$330.40	\$5.25
Volusia	VCUD-SOUTHWEST REGIONAL	NRES	\$0.00	\$1.35
Volusia	VCUD-SOUTHWEST REGIONAL	RESD	\$6.79	\$1.51
Volusia	VCUD-SOUTHWEST WWTF-2	NRES	\$0.00	\$0.00
Volusia	VCUD-SOUTHWEST WWTF-2	RESD	\$6.96	\$1.55
Walton	SOUTH WALTON UTILITY COMPANY	NRES	\$0.00	\$0.00
Walton	SOUTH WALTON UTILITY COMPANY	RESD	\$0.00	\$0.00
Walton	WALTON CO.-EAST REUSE SYSTEM	NRES	\$0.00	\$0.00
Walton	WALTON CO.-SANDESTIN	NRES	\$0.00	\$0.00
Washington	CHIPLEY, CITY OF	NRES	\$0.00	\$0.00

Appendix I. Domestic Wastewater Treatment Facilities (0.1 mgd and greater) with No Reuse

County	WAFRID	Domestic WWTF Name*	DEP	WMD	WRCA	Cap (mgd)	Flow (mgd)	Data Current?
Baker	FL0040495	MACCLENNY, CITY OF WWTF	JAX	SJRWMD	Yes	1.30	0.867	Yes
Bay	FL0170909	MILLVILLE AWT FACILITY	PEN	NWFWMD	No	5.00	2	Yes
Bay	FL0020451	ST. ANDREWS WWTF	PEN	NWFWMD	No	5.00	3.5	Yes
Broward	FLA041301	CORAL SPRINGS IMPROVEMENT DISTRICT WWTF	WPB	SFWMD	Yes	7.72	5.38	Yes
Broward	FLA041378	FORT LAUDERDALE-G.T. LOHMEYER WWTF	WPB	SFWMD	Yes	55.70	38.722	Yes
Broward	FLA041289	MARGATE, CITY OF WEST WWTF	WPB	SFWMD	Yes	10.10	6.271	Yes
Broward	FLA013575	PEMBROKE PINES, CITY OF WWTF	WPB	SFWMD	Yes	9.50	6.8	Yes
Broward	FLA041947	SUNRISE NO.1 WWTF (SPRINGTREE)	WPB	SFWMD	Yes	10.00	8.166	Yes
Broward	FLA042641	SUNRISE NO.3 WWTF (SAWGRASS)	WPB	SFWMD	Yes	20.00	11.38	Yes
Calhoun	FL0026867	BLOUNTSTOWN, CITY OF WWTF	PEN	NWFWMD	No	1.50	0.616	Yes
Charlotte	FLA118371	PUNTA GORDA WWTF	FTM	SWFWMD	Yes	3.20	2.583	Yes
Charlotte	FLA665495	TOWN AND COUNTRY UTILITY WRF	FTM	SWFWMD	Yes	0.75	0.081	Yes
Clay	FL0022853	FANG-CAMP BLANDING WWTF	JAX	SJRWMD	Yes	0.90	0.129	Yes
Clay	FL0030210	GREEN COVE SPRINGS, CITY OF-SOUTH WWTF	JAX	SJRWMD	Yes	0.50	0.293	Yes
Duval	FL0038776	ATLANTIC BEACH, CITY OF WWTF	JAX	SJRWMD	Yes	3.00	1.812	Yes
Duval	FL0027812	BALDWIN, TOWN OF WWTF	JAX	SJRWMD	Yes	0.40	0.295	Yes
Duval	FL0023604	JEA-MONTEREY WRF	JAX	SJRWMD	Yes	3.60	1.64	Yes
Duval	FL0020427	NEPTUNE BEACH WWTF	JAX	SJRWMD	Yes	1.50	0.68	Yes
Duval	FL0000922	USN MAYPORT NS WWTF	JAX	SJRWMD	Yes	2.00	0.692	Yes
Escambia	FL0032468	CENTURY, TOWN OF WWTF	PEN	NWFWMD	No	0.675	0.467	Yes
Flagler	FL0026611	FLAGLER BEACH, CITY OF WWTF	JAX	SJRWMD	Yes	1.00	0.688	Yes
Gadsden	FL0027669	CHATTAHOOCHEE, CITY OF WWTF	PEN	NWFWMD	No	0.40	0.192	Yes
Gadsden	FL0031402	FLORIDA STATE HOSPITAL WWTF	PEN	NWFWMD	No	1.30	0.29	Yes
Gulf	FL0020125	WEWAHITCHKA, CITY OF WWTF	PEN	NWFWMD	No	0.24	0.114	Yes
Hamilton	FL0027880	JASPER, CITY OF WWTF	JAX	SRWMD	Yes	1.20	0.626	Yes
Holmes	FL0027731	BONIFAY, CITY OF WWTF	PEN	NWFWMD	No	1.40	0.856	Yes
Indian River	FLA104299	IRCUD-SEA OAKS CONDOS WWTF	ORL	SJRWMD	Yes	0.21	0	Yes
Jackson	FL0038555	GRACEVILLE, CITY OF WWTF	PEN	NWFWMD	No	1.10	0.846	Yes
Lee	FL0021270	FORT MYERS SOUTH AWWT FACILITY	FTM	SFWMD	Yes	12.00	9.95	Yes
Miami-Dade	FLA013641	AMERICANA VILLAGE CONDOMINIUM ASSOCIATION, INC.	WPB	SFWMD	Yes	0.20	0.108	Yes
Miami-Dade	FLA013637	CRICKET CLUB CONDOMINIUM	WPB	SFWMD	Yes	0.105	0.068	Yes
Monroe	FLA147117	BOCA CHICA NAVAL AIR STATION	FTM	SFWMD	Yes	0.40	0.051	Yes
Monroe	FLA014867	KEY HAVEN UTILITY	FTM	SFWMD	Yes	0.20	0.158	Yes

Florida Department of Environmental Protection
2018 Reuse Inventory

County	WAFRID	Domestic WWTF Name*	DEP	WMD	WRCA	Cap (mgd)	Flow (mgd)	Data Current?
Monroe	FLA370967	KEY LARGO WWTF	FTM	SFWMD	Yes	2.30	1.64	Yes
Monroe	FLA147222	KEY WEST-RICHARD A. HEYMAN WWTF	FTM	SFWMD	Yes	10.00	4.07	Yes
Monroe	FLA579033	MARATHON, CITY OF-AREA 6	FTM	SFWMD	Yes	0.20	0.08	Yes
Nassau	FL0038407	CALLAHAN, TOWN OF WWTF	JAX	SJRWMD	Yes	0.30	0.173	Yes
Nassau	FL0027260	FERNANDINA BEACH, CITY OF WWTF	JAX	SJRWMD	Yes	3.50	1.741	Yes
Pinellas	FL0034789	MID-COUNTY WWTF	TPA	SWFWMD	Yes	0.90	0.78	Yes
Polk	FL0040029	AVON PARK CORRECTIONAL INSTITUTE	TPA	SFWMD	Yes	0.50	0.273	Yes
Sarasota	FL0025755	SIESTA KEY UTILITIES AUTHORITY	TPA	SWFWMD	Yes	2.70	0.64	Yes
St. Johns	FL0042315	HASTINGS, TOWN OF WWTF	JAX	SJRWMD	Yes	0.12	0.106	Yes
St. Lucie	FLA326321	PORT ST LUCIE-GLADES WWTF	WPB	SFWMD	Yes	12.00	3.949	Yes
Totals						194.62	119.77	

Note:

* These are facilities with permitted capacities over 0.1 mgd that are not otherwise in the reuse inventory because they do not provide reuse per Chapter 62-610, F.A.C.

Appendix J. Cross-Connection Control Activities

Reuse System Name	Enforced Cross-Connection Control Program?	Accepted Cross-Connection Control Program?	Number of Cross-Connections Reported	Number of Cross-Connections Eliminated	Number of New Connections	Number of New Connections Inspected	Number of Existing Connections Re-inspected
ALACHUA, CITY OF	Yes	Yes	0	0	0	0	2
ALTAMONTE SPRINGS, CITY OF (PROJECT APRICOT)	Yes	Yes	0	0	0	0	1091
APALACHICOLA WWTF	Yes	Yes	0	0	0	0	15
APOPKA-PROJECT ARROW	Yes	Yes	0	0	514	514	1500
ARCADIA, CITY OF	Yes	Yes	0	0	0	0	10
AUBURNDALE, CITY OF-ALLRED	Yes	Yes	0	0	0	0	1
AUBURNDALE, CITY OF-REGIONAL	Yes	Yes	0	0	0	0	0
AVE MARIA UTILITY CO	Yes	Yes	0	0	200	200	345
BAKER CORRECTIONAL INSTITUTION	No	No	0	0	0	0	0
BCUD-BAREFOOT BAY	Yes	Yes	0	0	0	0	1
BCUD-NORTH BREVARD REGIONAL	Yes	Yes	0	0	0	0	6
BCUD-PORT ST. JOHN	Yes	Yes	0	0	0	0	2
BCUD-SOUTH BEACHES	Yes	Yes	0	0	0	0	0
BCUD-SOUTH CENTRAL REGIONAL	Yes	Yes	0	0	289	289	35
BCUD-SYKES CREEK	Yes	Yes	0	0	31	21	0
BELLEVIEW, CITY OF	Yes	Yes	0	0	0	0	0
BOCA RATON, CITY OF (PROJECT IRIS)	Yes	Yes	0	0	12	12	380
BONITA SPRINGS-RESOURCE CONSERVATION SYS.	Yes	Yes	0	0	5	5	456
BRADEN RIVER UTILITIES MASTER REUSE	Yes	Yes	1	1	1200	1200	220
BRADENTON, CITY OF	Yes	Yes	0	0	1	1	21
BROOKSVILLE, CITY OF	Yes	Yes	0	0	12	12	0
BROWARD CO. NORTH REGIONAL	Yes	Yes	0	0	7	1	30
BUNNELL, CITY OF	Yes	Yes	0	0	0	0	0
CAMELOT LAKES	Yes	Yes	0	0	0	0	0
CAPE CANAVERAL, CITY OF	Yes	Yes	0	0	4	4	250
CAPE CORAL, WATER INDEPENDENCE FOR	Yes	Yes	11	11	2158	2158	16132
CAREFREE RV COUNTRY CLUB WWTF	No	No	0	0	0	0	0
CARRABELLE, CITY OF	Yes	Yes	0	0	0	0	0
CASSELBERRY, CITY OF	Yes	Yes	0	0	15	5	711
CCUA-RECLAIMED DISTRIBUTION	Yes	Yes	0	0	1040	1040	22
CEDAR KEY	Yes	Yes	0	0	0	0	0

Florida Department of Environmental Protection
2018 Reuse Inventory

Reuse System Name	Enforced Cross-Connection Control Program?	Accepted Cross-Connection Control Program?	Number of Cross-Connections Reported	Number of Cross-Connections Eliminated	Number of New Connections	Number of New Connections Inspected	Number of Existing Connections Re-inspected
CHARLOTTE CO UTILITIES MASTER REUSE SYSTEM	Yes	Yes	0	0	2	2	26
CHARLOTTE CO.-BURNT STORE	Yes	Yes	0	0	0	0	2
CHIPLEY, CITY OF	Yes	Yes	0	0	0	0	0
CITRUS CO.-MEADOWCREST	Yes	Yes	0	0	0	0	0
CITRUS CO.-POINT OF WOODS	Yes	Yes	0	0	0	0	0
CLEARWATER CITY OF MASTER REUSE SYSTEM	Yes	Yes	0	0	84	84	6002
CLERMONT-EAST	Yes	Yes	0	0	305	305	4032
COCOA BEACH, CITY OF	Yes	Yes	0	0	0	0	0
COCOA, CITY OF	Yes	Yes	0	0	19	19	758
COLLIER CO.-NORTH & SOUTH	Yes	Yes	0	0	0	0	40
COLUMBIA CORRECTIONAL INSTITUTION	Yes	Yes	0	0	0	0	18
CROSS CREEK COUNTRY CLUB	Yes	Yes	0	0	0	0	0
CW UTILITY-COUNTRY MEADOWS/GOLDEN LAKES	Yes	Yes	0	0	0	0	0
CYPRESS LAKES UTILITIES, INC.	Yes	Yes	0	0	0	0	0
DADE CITY, CITY OF	Yes	Yes	0	0	0	0	0
DAYTONA REUSE IMPLEMENTATION PROJECT (DRIP)	Yes	Yes	0	0	181	181	2431
DELAND, CITY OF	Yes	Yes	5	5	638	638	2551
DELTONA, CITY OF	Yes	Yes	7	7	1	1	368
DESTIN WATER USERS	Yes	Yes	1	1	4	4	17
DUNEDIN, CITY OF-MAINLAND	Yes	Yes	0	0	76	76	3687
DUNES COMMUNITY DEVELOPMENT DISTRICT	Yes	Yes	0	0	30	30	1126
EAGLE RIDGE	Yes	Yes	0	0	0	0	0
ECUA-PENSACOLA BEACH	Yes	Yes	0	0	0	0	0
EDGEWATER, CITY OF	Yes	Yes	0	0	71	71	1681
ENGLEWOOD WATER DISTRICT SOUTH	Yes	Yes	0	0	2	2	21
EUSTIS, CITY OF	Yes	Yes	0	0	16	16	398
EVERGLADES CITY, CITY OF	Yes	Yes	0	0	0	0	0
FAIRWAYS COUNTRY CLUB	Yes	Yes	0	0	0	0	0
FGUA-CHULUOTA	Yes	Yes	0	0	0	0	0
FGUA-DEL PRADO WWTF (FKA NORTH FORT MYERS UTILITY)	Yes	Yes	0	0	0	0	7
FGUA-LAKE FAIRWAYS FFEC SIX	Yes	Yes	0	0	0	0	0
FGUA-LEHIGH ACRES	Yes	Yes	0	0	0	0	3
FGUA-SEVEN SPRINGS WWTF	Yes	Yes	0	0	13	13	63

Florida Department of Environmental Protection
2018 Reuse Inventory

Reuse System Name	Enforced Cross-Connection Control Program?	Accepted Cross-Connection Control Program?	Number of Cross-Connections Reported	Number of Cross-Connections Eliminated	Number of New Connections	Number of New Connections Inspected	Number of Existing Connections Re-inspected
FGUA-SOUTH SEAS PLANTATION	Yes	Yes	0	0	0	0	0
FIDDLESTICKS COUNTRY CLUB	Yes	Yes	0	0	0	0	0
FKAA-BIG COPPITT	Yes	Yes	0	0	2	2	7
FKAA-DUCK KEY (HAWKS CAY)	Yes	Yes	0	0	9	9	7
FLAGLER CO.-PLANTATION BAY	Yes	Yes	0	0	0	0	1
FOREST UTILITIES	Yes	Yes	0	0	0	0	0
FORT MYERS CITY CENTRAL	Yes	Yes	0	0	0	0	9
FORT WALTON BEACH GENERAL REUSE SERVICE AREA	Yes	Yes	0	0	0	0	2
GASPARILLA ISLAND WATER	Yes	Yes	0	0	0	0	1
GREEN COVE SPRINGS-HARBOR ROAD WWTP	Yes	Yes	0	0	0	0	1
GROVELAND-SAMPEY RD.	Yes	Yes	0	0	247	247	472
GROVELAND-SUNSHINE PARKWAY	Yes	Yes	0	0	645	645	866
GRU-KANAPAHA	Yes	Yes	0	0	91	91	0
GRU-MAIN STREET	Yes	Yes	0	0	1	1	0
HAINES CITY	Yes	Yes	0	0	0	0	6
HARBOUR RIDGE P.U.D.	Yes	Yes	0	0	0	0	2
HERNANDO CO.-SPRING HILL	Yes	No	0	0	0	0	0
HILLSBOROUGH CO. - SOUTH - CENTRAL COUNTY REUSE SYSTEM	Yes	Yes	0	0	175	175	0
HILLSBOROUGH CO.-NORTHWEST REUSE SYSTEM	Yes	Yes	0	0	18	18	0
HOLLEY-NAVARRE WATER SYSTEMS, INC.	Yes	Yes	0	0	0	0	2
HOLLY HILL, CITY OF	Yes	Yes	0	0	0	0	3
HOLLYWOOD, CITY OF	Yes	Yes	0	0	1	1	19
HUNTER'S RIDGE	Yes	Yes	0	0	0	0	0
HURLBURT FIELD AIR FORCE BASE	Yes	Yes	0	0	0	0	0
HUTCHINSON-ISLAND DUNES	Yes	Yes	0	0	0	0	0
INDIANTOWN COMPANY	Yes	Yes	0	0	0	0	1
INVERNESS, CITY OF	Yes	Yes	0	0	0	0	1
IRCUD-WEST REGIONAL	Yes	Yes	0	0	0	0	9
JACKSONVILLE BEACH	Yes	Yes	0	0	2	2	0
JEA-NASSAU REGIONAL (SUN RAY)	Yes	Yes	0	0	0	0	0
JEA-PONTE VEDRA	Yes	Yes	0	0	0	0	0
JEA-SOUTH GRID	Yes	Yes	0	0	2362	2362	4343
JEFFERSON CORRECTIONAL INSTITUTION	Yes	Yes	0	0	0	0	0

Florida Department of Environmental Protection
2018 Reuse Inventory

Reuse System Name	Enforced Cross-Connection Control Program?	Accepted Cross-Connection Control Program?	Number of Cross-Connections Reported	Number of Cross-Connections Eliminated	Number of New Connections	Number of New Connections Inspected	Number of Existing Connections Re-inspected
JULIETTE FALLS	Yes	Yes	0	0	0	0	0
KEY COLONY BEACH, CITY OF	Yes	Yes	0	0	0	0	1
KEY WEST RESORT UTILITY	Yes	Yes	0	0	1	1	2
KISSIMMEE GOOD SAMARITAN RETIREMENT VILLAGE	Yes	Yes	0	0	0	0	217
LADY LAKE WWTF	Yes	Yes	0	0	16	16	61
LAKE GROVES UTILITIES	Yes	Yes	0	0	0	0	0
LAKE PLACID, TOWN OF	Yes	Yes	0	0	0	0	0
LAKE WALES, CITY OF	Yes	Yes	0	0	32	32	139
LAKELAND, CITY OF	Yes	Yes	0	0	0	0	3
LARGO, CITY OF	Yes	Yes	0	0	32	32	130
LEE CO.-FIESTA VILLAGE	Yes	Yes	0	0	0	0	19
LEE CO.-FORT MYERS BEACH	Yes	Yes	0	0	0	0	37
LEE CO.-GATEWAY SERVICES DISTRICT	Yes	Yes	0	0	0	0	3800
LEE CO.-PINE ISLAND WWTP	Yes	Yes	0	0	0	0	5
LEE CO.-THREE OAKS	Yes	Yes	0	0	0	0	20
LEESBURG, CITY OF	Yes	Yes	0	0	150	150	1758
LIVE OAK, CITY OF	Yes	Yes	0	0	1	1	1
LOXAHATCHEE ENV. CONTROL DIST.	Yes	Yes	0	0	0	0	777
LYNN HAVEN, CITY OF	Yes	Yes	0	0	59	59	188
MACDILL AIR FORCE BASE	Yes	Yes	0	0	0	0	2
MANATEE CO. MASTER REUSE SYSTEM	Yes	Yes	11	11	574	574	12085
MARATHON AREA 4 WWTF	Yes	Yes	0	0	0	0	0
MARCO ISLAND UTILITIES WWTP	Yes	Yes	0	0	0	0	6
MARION CO.-NW REGIONAL (GOLDEN OCALA)	Yes	Yes	0	0	0	0	0
MARION CO.-OAK RUN	Yes	Yes	0	0	0	0	3
MARION CO.-SILVER SPRINGS SHORES	Yes	Yes	0	0	0	0	0
MARION CO.-STONECREST	Yes	Yes	0	0	0	0	2
MARTIN CO.-NORTH	Yes	Yes	0	0	0	0	10
MARTIN CO.-SOUTH (TROPICAL FARMS)	Yes	Yes	0	0	0	0	10
MARTIN CORRECTIONAL INSTITUTION	Yes	Yes	0	0	0	0	0
MDWASD NORTH DISTRICT	Yes	Yes	0	0	0	0	0
MEADOWOOD COMMUNITY (PANTHER WOODS)	Yes	Yes	0	0	0	0	0
MELBOURNE-NORTH & SOUTH SERVICE AREA	Yes	Yes	0	0	0	0	0

Florida Department of Environmental Protection
2018 Reuse Inventory

Reuse System Name	Enforced Cross-Connection Control Program?	Accepted Cross-Connection Control Program?	Number of Cross-Connections Reported	Number of Cross-Connections Eliminated	Number of New Connections	Number of New Connections Inspected	Number of Existing Connections Re-inspected
MINNEOLA, CITY OF	Yes	Yes	0	0	0	0	0
MIRAMAR, CITY OF WWTF	Yes	Yes	0	0	2	2	66
MONTICELLO, CITY OF	No	No	0	0	0	0	0
MOUNT DORA, CITY OF	Yes	Yes	0	0	64	64	1622
NAPLES, CITY OF	Yes	Yes	0	0	56	56	115
NASSAU AMELIA UTILITIES	Yes	Yes	0	0	0	0	3
NEW PORT RICHEY, CITY OF	Yes	Yes	0	0	36		
NEW SMYRNA BEACH, CITY OF	Yes	Yes	0	0	249	249	805
NICEVILLE-NV REGIONAL (VALPARAISO)	Yes	Yes	0	0	13	13	130
NORTH KEY LARGO WWTF AT OCEAN REEF	Yes	Yes	0	0	0	0	0
NORTH PORT, CITY OF	Yes	Yes	0	0	6	6	192
OCALA WRF #1	Yes	Yes	0	0	0	0	0
OCALA WRF #2	Yes	Yes	0	0	0	0	0
OCALA WRF #3	Yes	Yes	0	0	0	0	7
OCOEE, CITY OF	Yes	Yes	0	0	387	387	530
OCUD-EASTERN SERVICE AREA	Yes	Yes	0	0	196	196	1659
OCUD-NORTHWEST SERVICE AREA	Yes	Yes	0	0	28	28	4
OCUD-SOUTH SERVICE AREA	Yes	Yes	0	0	520	520	56
OKEECHOBEE UTILITY AUTHORITY	No	No	0	0	0	0	0
OLDSMAR, CITY OF	Yes	Yes	0	0	17	17	1840
ON TOP OF THE WORLD	Yes	Yes	0	0	0	0	540
ON TOP OF THE WORLD/BAY LAUREL	Yes	Yes	0	0	0	0	7
ORLANDO-WATER CONSERV I	Yes	Yes	0	0	489	375	1141
ORLANDO-WATER CONSERV II	Yes	Yes	0	0	950	950	2878
ORMOND BEACH	Yes	Yes	0	0	67	67	208
OVIEDO, CITY OF (ALAFAYA UTILITIES)	Yes	Yes	0	0	379	379	642
PACE WATER SYSTEM, INC.	Yes	Yes	0	0	125	125	1200
PALATKA, CITY OF	Yes	Yes	0	0	0	0	2
PALM BAY, CITY OF	Yes	Yes	0	0	0	0	405
PALM BEACH CO. SOUTHERN REGION	Yes	Yes	0	0	0	0	0
PALM BEACH CO.-CENTRAL REGION RWF	Yes	Yes	0	0	0	0	4
PALM COAST, CITY OF	Yes	Yes	0	0	101	101	533
PALM VALLEY	Yes	Yes	0	0	0	0	281
PALMETTO, CITY OF	Yes	Yes	1	1	149	149	68

Florida Department of Environmental Protection
2018 Reuse Inventory

Reuse System Name	Enforced Cross-Connection Control Program?	Accepted Cross-Connection Control Program?	Number of Cross-Connections Reported	Number of Cross-Connections Eliminated	Number of New Connections	Number of New Connections Inspected	Number of Existing Connections Re-inspected
PANAMA CITY BEACH, CITY OF	Yes	Yes	0	0	73	73	1591
PASCO CO. MASTER REUSE SYSTEM	Yes	Yes	5	5	3033	3033	15966
PENNBROOKE UTILITIES INC.	Yes	Yes	0	0	0	0	0
PINE ISLAND WWTF	Yes	Yes	0	0	0	0	0
PINELLAS CO.-SOUTH CROSS BAYOU	Yes	Yes	1	1	195	195	1052
PINELLAS CO.-WILLIAM E. DUNN WATER RECLAMATION FACILITY	Yes	Yes	0	0	63	63	30
PLANT CITY WRF	Yes	Yes	0	0	3	3	13
PLANTATION, CITY OF	No	No	0	0	0	0	0
POLK CO.-NORTHEAST REGIONAL	Yes	Yes	0	1	506	506	3047
POLK CO.-NORTHWEST REGIONAL	Yes	Yes	0	0	17	17	1377
POLK CO.-SOUTHWEST REGIONAL WWTP	Yes	Yes	0	0	101	101	1755
POMPANO BEACH	Yes	Yes	0	0	84	84	0
PORT OF THE ISLANDS COMMUNITY IMPROVEMENT DISTRICT	Yes	Yes	0	0	0	0	6
PORT ORANGE, CITY OF	Yes	Yes	0	0	155	155	7578
PORT ST. LUCIE UTILITY-WESTPORT	Yes	Yes	0	0	96	96	497
REEDY CREEK IMPROVEMENT DISTRICT	Yes	Yes	0	0	6	6	142
RIVER PARK MHP	Yes	Yes	0	0	0	0	1
RIVERWOOD UTILITIES	Yes	Yes	0	0	1	1	1324
ROCKLEDGE, CITY OF	Yes	Yes	0	0	31	31	0
SAILFISH POINT	No	No	0	0	0	0	0
SANFORD-NORTH & SOUTH	Yes	Yes	0	0	383	383	1649
SANIBEL-DONAX	Yes	Yes	0	0	0	0	19
SARASOTA CO.-NORTH	Yes	Yes	0	0	8	8	220
SARASOTA CO.-SOUTH (VENICE GARDENS)	Yes	Yes	0	0	0	0	42
SARASOTA, CITY OF	Yes	Yes	0	0	7	0	173
SEACOAST UTILITIES PGA	Yes	Yes	0	0	1	0	31
SEMINOLE CO.-GREENWOOD LAKES	Yes	Yes	0	0	0	0	89
SEMINOLE CO.-NORTHWEST (YANKEE LAKE)	Yes	Yes	0	0	107	107	622
SOUTH CENTRAL REGIONAL	Yes	Yes	0	0	144	70	400
SOUTH MARTIN REGIONAL UTILITY	Yes	Yes	0	0	0	0	8
SOUTH SANTA ROSA UTILITY SYSTEM (GULF BREEZE-TIGER POINT)	Yes	Yes	0	0	310	310	100
SOUTH WALTON UTILITY COMPANY	Yes	Yes	0	0	0	0	17

Florida Department of Environmental Protection
2018 Reuse Inventory

Reuse System Name	Enforced Cross-Connection Control Program?	Accepted Cross-Connection Control Program?	Number of Cross-Connections Reported	Number of Cross-Connections Eliminated	Number of New Connections	Number of New Connections Inspected	Number of Existing Connections Re-inspected
SPANISH LAKES FAIRWAYS	Yes	Yes	0	0	0	0	0
ST. CLOUD-SOUTHSIDE #2	Yes	Yes	0	0	902	902	6034
ST. JOHNS CO.-ANASTASIA ISLAND	Yes	Yes	0	0	115	115	115
ST. JOHNS CO.-INNLET BEACH	Yes	Yes	0	0	0	0	0
ST. JOHNS CO.-MAINLAND (S.R. 207)	Yes	Yes	0	0	0	0	0
ST. JOHNS CO.-MARSH LANDING PONTE VEDRA LAKES	Yes	Yes	0	0	0	0	1
ST. JOHNS CO.-NORTHWEST	Yes	Yes	0	0	242	242	0
ST. JOHNS CO.-PLAYERS CLUB SOUTH	Yes	Yes	0	0	0	0	1
ST. JOHNS CO.-SAWGRASS	Yes	Yes	0	0	0	0	0
ST. LUCIE CO.-NORTH (HOLIDAY PINES)	Yes	Yes	0	0	0	0	1
ST. LUCIE CO.-NORTH HUTCHINSON	Yes	Yes	0	0	0	0	155
ST. LUCIE CO.-SOUTH HUTCHINSON	Yes	Yes	0	0	0	0	12
ST. LUCIE WEST	Yes	Yes	0	0	7	7	1183
ST. PETERSBURG MASTER URBAN REUSE SYSTEM	Yes	Yes	0	0	0	0	3127
STREAMSONG WWTF	Yes	Yes	0	0	0	0	1
STUART, CITY OF	Yes	Yes	0	0	2	2	9
SUMTER CORRECTIONAL INSTITUTION	Yes	Yes	0	0	0	0	2
SWEETWATER GOLF & TENNIS CLUB	Yes	Yes	0	0	0	0	0
TALLAHASSEE, CITY OF-T.P. SMITH	Yes	Yes	0	0	0	0	6
TAMPA, CITY OF-HOWARD F. CURREN	Yes	Yes	0	0	70	70	0
TARPON SPRINGS, CITY OF	Yes	Yes	1	1	56	56	18
TAVARES/WOODLEA ROAD	Yes	Yes	0	0	100	100	410
THE GREAT OUTDOORS GOLF/R V RESORT	Yes	Yes	0	0	0	0	0
THE VILLAGES-LITTLE SUMTER SERVICE AREA (LSSA)	Yes	Yes	0	0	0	0	1
THE VILLAGES-NSU MASTER REUSE SYSTEM	Yes	Yes	0	0	0	0	0
THE VILLAGES-VILLAGES	Yes	Yes	0	0	0	0	1
TITUSVILLE REUSE SYSTEM	Yes	Yes	0	0	58	58	85
TOHO-CAMELOT	Yes	Yes	0	0	1077	1077	2178
TOHO-HARMONY	Yes	Yes	0	0	0	109	109
TOHO-PARKWAY	Yes	Yes	0	0	1	1	437
TOHO-POINCIANA	Yes	Yes	0	0	151	151	825
TOHO-SANDHILL ROAD	Yes	Yes	0	0	440	440	305
TOWN OF DAVIE	Yes	Yes	0	0	0	0	4

Florida Department of Environmental Protection
2018 Reuse Inventory

Reuse System Name	Enforced Cross-Connection Control Program?	Accepted Cross-Connection Control Program?	Number of Cross-Connections Reported	Number of Cross-Connections Eliminated	Number of New Connections	Number of New Connections Inspected	Number of Existing Connections Re-inspected
UNIVERSITY OF FLORIDA-LAKE ALICE	Yes	Yes	0	0	1	1	1
USN NAS JACKSONVILLE	Yes	Yes	0	0	0	0	0
VCUD-SOUTHEAST REGIONAL	Yes	Yes	0	0	0	0	0
VCUD-SOUTHWEST REGIONAL	Yes	Yes	0	0	32	32	167
VCUD-SOUTHWEST WWTF-2	Yes	Yes	0	0	15	15	18
VENICE, CITY OF-PROJECT WAVE	Yes	Yes	0	0	6	6	2936
VERO BEACH, CITY OF	Yes	Yes	0	0	0	0	115
VILLAGE OF WELLINGTON WWTP	Yes	Yes	0	0	0	0	8
WALTON CO.-EAST REUSE SYSTEM	Yes	Yes	0	0	0	0	1
WALTON CO.-SANDESTIN	Yes	Yes	0	0	0	0	1
WEDGEFIELD SUBDIVISION	Yes	Yes	0	0	0	0	1
WEKIVA HUNT CLUB	Yes	Yes	0	0	0	0	106
WEST MELBOURNE, CITY OF (RAY BULLARD)	Yes	Yes	0	0	0	0	2101
WEST PALM BEACH-EAST CENTRAL REGIONAL	Yes	Yes	0	0	0	0	0
WILDWOOD, CITY OF	Yes	Yes	0	0	0	0	3
WINTER GARDEN, CITY OF	Yes	Yes	0	0	55	55	2715
WINTER HAVEN, CITY OF	Yes	Yes	0	0	62	115	295
WINTER PARK, CITY OF	Yes	Yes	0	0	0	0	0
WINTER SPRINGS EAST	Yes	Yes	0	0	0	0	1079
WINTER SPRINGS WEST	Yes	Yes	0	0	0	0	733
ZEPHYRHILLS, CITY OF	Yes	Yes	0	0	0	0	0
Totals			44	45	23,898	23,802	147,476

Appendix K. Summary of Reuse and Disposal Flows for Reuse Systems

County	Reuse System Name	Total Reuse Flow (mgd)	Flow Stored in ASR (mgd)	Total Effluent Disposal (mgd)	Percent Reuse*
Alachua	ALACHUA, CITY OF	0.69	0	0	100%
Alachua	GRU-KANAPAHA	2.69	0	8.929	23%
Alachua	GRU-MAIN STREET	0.5642	0	6.1426	8%
Alachua	HAWTHORNE, CITY OF	0.1363	0	0	100%
Alachua	HIGH SPRINGS, CITY OF	0.16	0	0	100%
Alachua	NEWBERRY WWTF	0.208	0	0	100%
Alachua	UNIVERSITY OF FLORIDA-LAKE ALICE	0.94	0	0.8	54%
Baker	BAKER CORRECTIONAL INSTITUTION	0.209	0	0	100%
Bay	BAY CO. NORTH	0.039	0	0	100%
Bay	LYNN HAVEN, CITY OF	0.95	0	0.68	58%
Bay	MILITARY POINT REGIONAL AWT FACILITY	0.04	0	3.42	1%
Bay	PANAMA CITY BEACH, CITY OF	6.4005	0	0	100%
Bradford	FLORIDA STATE PRISON WWTF	1.01	0	0	100%
Bradford	STARKE, CITY OF	0.161	0	0.589	21%
Brevard	BCUD-BAREFOOT BAY	0.678	0	0	100%
Brevard	BCUD-NORTH BREVARD REGIONAL	0.383	0	0	100%
Brevard	BCUD-PORT ST. JOHN	0.398	0	0	100%
Brevard	BCUD-SOUTH BEACHES	1.139	0	5.176	18%
Brevard	BCUD-SOUTH CENTRAL REGIONAL	4.23	0	0.777	84%
Brevard	BCUD-SYKES CREEK	1.159	0	2.22	34%
Brevard	CAPE CANAVERAL AIR FORCE STATION-REGIONAL	0.525	0	0	100%
Brevard	CAPE CANAVERAL, CITY OF	1.041	0	0.431	71%
Brevard	COCOA BEACH, CITY OF	3.299	0.424	0.697	75%
Brevard	COCOA, CITY OF	1.634	0	0.046	97%
Brevard	MELBOURNE-NORTH & SOUTH SERVICE AREA	2.26	0	5.92	28%
Brevard	PALM BAY, CITY OF	0.753	0	0.021	97%
Brevard	ROCKLEDGE, CITY OF	1.38	0	0.92	60%
Brevard	SUN LAKE ESTATES	0.04	0	0	100%
Brevard	THE GREAT OUTDOORS GOLF/R V RESORT	0.204	0	0	100%
Brevard	TITUSVILLE REUSE SYSTEM	4.2073	0	3.36	56%
Brevard	WEST MELBOURNE, CITY OF (RAY BULLARD)	0.73	0	1.02	42%
Broward	BROWARD CO. NORTH REGIONAL	3.8	0	65.6	5%
Broward	HOLLYWOOD, CITY OF	4.91	0	39.03	11%

Florida Department of Environmental Protection
2018 Reuse Inventory

County	Reuse System Name	Total Reuse Flow (mgd)	Flow Stored in ASR (mgd)	Total Effluent Disposal (mgd)	Percent Reuse*
Broward	MIRAMAR, CITY OF WWTF	4.17	0	0	100%
Broward	PLANTATION, CITY OF	0.759	0	11.658	6%
Broward	POMPANO BEACH	2.267	0	0	100%
Broward	SUNRISE, CITY OF-SOUTHWEST	0.38	0	0	100%
Broward	TINDALL HAMMOCK I&SC (FERNCREST)	0.39	0	0	100%
Broward	TOWN OF DAVIE	0.382	0	1.066	26%
Charlotte	CHARLOTTE CO UTILITIES MASTER REUSE SYSTEM	2.278	0	3.514	39%
Charlotte	CHARLOTTE CO.-BURNT STORE	0.171	0	0.149	53%
Charlotte	CHARLOTTE CORRECTIONAL INSTITUTION	0.249	0	0	100%
Charlotte	ENGLEWOOD WATER DISTRICT SOUTH	1.353	0.054	0	96%
Charlotte	RIVERWOOD UTILITIES	0.794	0	0	100%
Citrus	BEVERLY HILLS-ROLLING OAKS	0.452	0	0	100%
Citrus	CITRUS CO.-BRENTWOOD REGIONAL	0.381	0	0	100%
Citrus	CITRUS CO.-MEADOWCREST	0.797	0	0	100%
Citrus	CITRUS CO.-POINT OF WOODS	0.027	0	0	100%
Citrus	CITRUS CO.-SW REGIONAL (SUGARMILL WOODS)	0.451	0	0	100%
Citrus	CRYSTAL RIVER, CITY OF	0.725	0	0	100%
Citrus	INVERNESS, CITY OF	0.588	0	0	100%
Clay	CCUA-KEYSTONE HEIGHTS WWTF	0.016	0	0	100%
Clay	CCUA-PETER'S CREEK WWTF	0.042	0	0	100%
Clay	CCUA-RECLAIMED DISTRIBUTION	5.68	0	2.989	66%
Clay	GREEN COVE SPRINGS-HARBOR ROAD WWTP	0.25	0	0.246	50%
Clay	ORANGE PARK WWTF	0	0	0.986	0%
Collier	AVE MARIA UTILITY CO	1.11	0	0	100%
Collier	COLLIER CO.-GOLDEN GATE	0.011	0	1.069	1%
Collier	COLLIER CO.-NORTH & SOUTH	12.933	0.512	4.043	74%
Collier	COLLIER CO.-NORTHEAST UTILITIES	0.517	0	0	100%
Collier	EVERGLADES CITY, CITY OF	0.062	0	0	100%
Collier	IMMOKALEE	0.03	0	1.92	2%
Collier	MARCO ISLAND UTILITIES WWTP	2.08	0	0.22	90%
Collier	MARCO SHORES UTILITIES WWTP	0.091	0	0	100%
Collier	NAPLES, CITY OF	6.22	1.088	0	85%
Collier	PORT OF THE ISLANDS COMMUNITY IMPROVEMENT DISTRICT	0.213	0	0	100%
Columbia	COLUMBIA CORRECTIONAL INSTITUTION	0.406	0	0	100%
Columbia	LAKE CITY, CITY OF	2.712	0	0	100%

Florida Department of Environmental Protection
2018 Reuse Inventory

County	Reuse System Name	Total Reuse Flow (mgd)	Flow Stored in ASR (mgd)	Total Effluent Disposal (mgd)	Percent Reuse*
DeSoto	ARCADIA, CITY OF	0.065	0	1.01	6%
DeSoto	DESOTO CO.-LAKE SUZY	0.059	0	0	100%
DeSoto	DESOTO COUNTY REGIONAL WWTP	0.321	0	0	100%
Dixie	CROSS CITY, TOWN OF	0.516	0	0	100%
Duval	JACKSONVILLE BEACH	0.5372	0	2.3005	19%
Duval	JEA-BUCKMAN STREET	3.652	0	26.17	12%
Duval	JEA-DISTRICT II	1.334	0	4.453	23%
Duval	JEA-SOUTH GRID	11.344	0	24.289	32%
Duval	JEA-SOUTHWEST DISTRICT	0.369	0	12.05	3%
Duval	NORMANDY VILLAGE UTILITY	0.353	0	0	100%
Duval	USN NAS JACKSONVILLE	0.131	0	0.534	20%
Escambia	ECUA-BAYOU MARCUS WRF	5.196	0	0	100%
Escambia	ECUA-CENTRAL WRF	12.308	0	2.36	84%
Escambia	ECUA-PENSACOLA BEACH	0.12	0	0.791	13%
Flagler	BEACH HAVEN WWTF	0.009	0	0	100%
Flagler	BULOW VILLAGE	0.041	0	0	100%
Flagler	BUNNELL, CITY OF	0.284	0	0.163	64%
Flagler	DUNES COMMUNITY DEVELOPMENT DISTRICT	2.09	0	0	100%
Flagler	FLAGLER CO.-PLANTATION BAY	0.161	0	0	100%
Flagler	MATANZAS SHORES	0.107	0	0	100%
Flagler	PALM COAST, CITY OF	7.055	0	0.895	89%
Franklin	APALACHICOLA WWTF	0.28	0	0	100%
Franklin	CARRABELLE, CITY OF	0.378	0	0	100%
Franklin	EASTPOINT WATER & SEWER DISTRICT	0.109	0	0	100%
Gadsden	GRETNA, CITY OF	0.169	0	0	100%
Gadsden	HAVANA, TOWN OF	0.146	0	0	100%
Gadsden	QUINCY, CITY OF	0	0	1	0%
Gadsden	TALQUIN-GADSDEN EAST WWTP	0.149	0	0	100%
Gadsden	TALQUIN-HAVANA MIDDLE SCHOOL	0.00248	0	0	100%
Gilchrist	LANCASTER CORRECTIONAL INSTITUTION	0.097	0	0	100%
Gilchrist	TRENTON, CITY OF	0.089	0	0	100%
Glades	GLADES CORRECTIONAL INSTITUTION	0.204	0	0	100%
Gulf	GULF CORRECTIONAL INSTITUTION	0.271	0	0	100%
Gulf	PORT ST. JOE, CITY OF	0.33	0	0	100%
Hamilton	JENNINGS, TOWN OF	0.137	0	0	100%

Florida Department of Environmental Protection
2018 Reuse Inventory

County	Reuse System Name	Total Reuse Flow (mgd)	Flow Stored in ASR (mgd)	Total Effluent Disposal (mgd)	Percent Reuse*
Hamilton	SR-6/I-75 WWTF	0.029	0	0	100%
Hamilton	WHITE SPRINGS, TOWN OF	0.0628	0	0	100%
Hardee	HARDEE CO.-BOWLING GREEN	0.165	0	0	100%
Hardee	HARDEE CO.-WAUCHULA HILLS	0.115	0	0	100%
Hardee	HARDEE COUNTY CORRECTIONAL	0.184	0	0	100%
Hardee	WAUCHULA, CITY OF	0.768	0	0	100%
Hardee	ZOLFO SPRINGS, TOWN OF	0.154	0	0	100%
Hendry	CLEWISTON, CITY OF	1.513	0	0	100%
Hendry	HENDRY CO.-PORT LABELLE	0.21	0	0	100%
Hendry	LABELLE, CITY OF	0.609	0	0	100%
Hernando	BROOKSVILLE, CITY OF	1.094	0	0	100%
Hernando	HERNANDO CO.-BROOKRIDGE	0.424	0	0	100%
Hernando	HERNANDO CO.-HERNANDO AIRPORT SUBREGIONAL WWTF	1.531	0	0	100%
Hernando	HERNANDO CO.-RIDGE MANOR	0.235	0	0	100%
Hernando	HERNANDO CO.-SPRING HILL	1.712	0	0	100%
Hernando	HERNANDO CO.-THE GLEN	0.644	0	0	100%
Highlands	AVON PARK, CITY OF	0.818	0	0	100%
Highlands	LAKE PLACID, TOWN OF	0.094	0	0	100%
Highlands	SEBRING AIRPORT AUTHORITY	0.06	0	0	100%
Highlands	SEBRING, CITY OF	1.159	0	0	100%
Highlands	SUN 'N LAKE ESTATES OF SEBRING	0.536	0	0	100%
Highlands	SUN 'N LAKE OF SEBRING UNIT 4	0.02	0	0	100%
Highlands	TOMOKA HEIGHTS WWTP/PLACID UTILITIES	0.061	0	0	100%
Highlands	VILLAGES OF HIGHLANDS RIDGE WWTF	0.046	0	0	100%
Hillsborough	CW UTILITY-COUNTRY MEADOWS/GOLDEN LAKES	0.122	0	0	100%
Hillsborough	HILLSBOROUGH CO. - SOUTH - CENTRAL COUNTY REUSE SYSTEM	12.808	0	7.85	62%
Hillsborough	HILLSBOROUGH CO.-NORTHWEST REUSE SYSTEM	8.874	0	9.69	48%
Hillsborough	MACDILL AIR FORCE BASE	0.524	0	0	100%
Hillsborough	PLANT CITY WRF	2.568	0	3.754	41%
Hillsborough	RICE CREEK UTILITY COMPANY	0.111	0	0	100%
Hillsborough	RIVERSIDE CLUB	0.06	0	0	100%
Hillsborough	TAMPA, CITY OF-HOWARD F. CURREN	14.58	0	52.13	22%
Hillsborough	WINDEMERE UTILITY INC. (SCARECROW UTILITY)	0.12	0	0	100%
Indian River	IRCUD-WEST REGIONAL	5.103	0	0.49	91%
Indian River	VERO BEACH, CITY OF	2.564	0	0.94	73%

Florida Department of Environmental Protection
2018 Reuse Inventory

County	Reuse System Name	Total Reuse Flow (mgd)	Flow Stored in ASR (mgd)	Total Effluent Disposal (mgd)	Percent Reuse*
Jackson	COTTONDALE, CITY OF	0.0995	0	0	100%
Jackson	GRAND RIDGE, TOWN OF	0.063	0	0	100%
Jackson	JACKSON CORRECTIONAL INSTITUTION	0.212	0	0	100%
Jackson	MARIANNA, CITY OF WWTP	1.696	0	0	100%
Jackson	SNEADS, TOWN OF	0.35	0	0	100%
Jefferson	JEFFERSON CORRECTIONAL INSTITUTION	0.155	0	0	100%
Jefferson	MONTICELLO, CITY OF	0.276	0	0	100%
Lafayette	MAYO CORRECTIONAL INSTITUTION	0.119	0	0	100%
Lafayette	MAYO, TOWN OF	0.078	0	0	100%
Lake	CLERBROOK RV RESORTS	0.048	0	0	100%
Lake	CLERMONT-EAST	2.949	0	0	100%
Lake	EUSTIS, CITY OF	1.605	0	0	100%
Lake	GROVELAND-SAMPEY RD.	0.505	0	0	100%
Lake	GROVELAND-SUNSHINE PARKWAY	0.419	0	0	100%
Lake	LADY LAKE WWTF	0.327	0	0	100%
Lake	LAKE CORRECTIONAL INSTITUTION	0.18	0	0	100%
Lake	LAKE GROVES UTILITIES	0.522	0	0	100%
Lake	LEESBURG, CITY OF	4.188	0	0.0004	100%
Lake	MID-FLORIDA LAKES	0.099	0	0	100%
Lake	MINNEOLA, CITY OF	0.239	0	0	100%
Lake	MOUNT DORA, CITY OF	1.868	0	0	100%
Lake	OAK SPRINGS MHP	0.036	0	0	100%
Lake	PENNBROOKE UTILITIES INC.	0.063	0	0	100%
Lake	PINE ISLAND WWTF	0.003	0	0	100%
Lake	SOUTHLAKE COMMUNITY	0.83	0	0	100%
Lake	ST. JOHNS RIVER UTILITY (ASTOR PARK)	0.147	0	0	100%
Lake	TAVARES/WOODLEA ROAD	1.471	0	0	100%
Lake	THE VILLAGES-VILLAGES	0.947	0	0	100%
Lake	UMATILLA, CITY OF	0.171	0	0	100%
Lake	WATER OAK ESTATES	0.066	0	0	100%
Lee	BONITA SPRINGS-RESOURCE CONSERVATION SYS.	7.234	0	0.338	96%
Lee	CAPE CORAL, WATER INDEPENDENCE FOR	26.66	0	0.02	100%
Lee	CITRUS PARK-NORTH	0.094	0	0	100%
Lee	CROSS CREEK COUNTRY CLUB	0.095	0	0	100%
Lee	EAGLE RIDGE	0.208	0	0	100%

Florida Department of Environmental Protection
2018 Reuse Inventory

County	Reuse System Name	Total Reuse Flow (mgd)	Flow Stored in ASR (mgd)	Total Effluent Disposal (mgd)	Percent Reuse*
Lee	FGUA-DEL PRADO WWTF (FKA NORTH FORT MYERS UTILITY)	1.325	0	1.498	47%
Lee	FGUA-LAKE FAIRWAYS FFEC SIX	0.14	0	0	100%
Lee	FGUA-LEHIGH ACRES	1.595	0	0.482	77%
Lee	FGUA-SOUTH SEAS PLANTATION	0.14	0	0.004	97%
Lee	FIDDLESTICKS COUNTRY CLUB	0.067	0	0	100%
Lee	FOREST UTILITIES	0.411	0	0	100%
Lee	FORT MYERS CITY CENTRAL	2.673	0	2.9	48%
Lee	GASPARILLA ISLAND WATER	0.289	0	0.09	76%
Lee	HUNTER'S RIDGE	0.3531068	0	0	100%
Lee	LEE CO.-FIESTA VILLAGE	1.394	0	0.787	64%
Lee	LEE CO.-FORT MYERS BEACH	2.424	0	1.759	58%
Lee	LEE CO.-GATEWAY SERVICES DISTRICT	2.478	0	0	100%
Lee	LEE CO.-PINE ISLAND WWTP	0.009	0	0.107	8%
Lee	LEE CO.-THREE OAKS	2.445	0	1.59	61%
Lee	SANIBEL-DONAX	0.915	0	0.202	82%
Leon	TALLAHASSEE, CITY OF-T.P. SMITH	19.364	0	0	100%
Leon	TALQUIN-KILLEARN LAKES SUBDIVISION	0.533	0	0	100%
Leon	TALQUIN-LAKE JACKSON	0.289	0	0	100%
Leon	TALQUIN-MEADOWS-AT-WOODRUN	0.052	0	0	100%
Leon	TALQUIN-SANDSTONE RANCH SUBDIVISION	0.045	0	0	100%
Levy	CEDAR KEY	0.092	0	0	101%
Levy	CHIEFLAND	0.239	0	0	100%
Levy	WILLISTON, CITY OF	0.199	0	0	100%
Liberty	BRISTOL, CITY OF	0.116	0	0	100%
Liberty	LIBERTY CORRECTIONAL INSTITUTION	0.179	0	0	100%
Madison	GREENVILLE, TOWN OF	0.094	0	0	100%
Madison	MADISON, CITY OF	0.721	0	0	100%
Manatee	BRADEN RIVER UTILITIES MASTER REUSE	5.66	0	0	100%
Manatee	BRADENTON, CITY OF	0.628	0	4.24	13%
Manatee	MANATEE CO. MASTER REUSE SYSTEM	15.42	0	4.9	76%
Manatee	PALMETTO, CITY OF	0.931	0.234	0.106	73%
Marion	BELLEVIEW, CITY OF	0.406	0	0	100%
Marion	DUNNELLON, CITY OF	0.179	0	0	100%
Marion	JULIETTE FALLS	0	0	0	#DIV/0!
Marion	MARION CO.-NW REGIONAL (GOLDEN OCALA)	0.06	0	0	100%

Florida Department of Environmental Protection
2018 Reuse Inventory

County	Reuse System Name	Total Reuse Flow (mgd)	Flow Stored in ASR (mgd)	Total Effluent Disposal (mgd)	Percent Reuse*
Marion	MARION CO.-OAK RUN	0.848	0	0	100%
Marion	MARION CO.-SILVER SPRINGS SHORES	1.246	0	0	100%
Marion	MARION CO.-STONECREST	0.189	0	0	100%
Marion	MARION CORRECTIONAL INSTITUTION	0.547	0	0	100%
Marion	MARION LANDING	0.057	0	0	100%
Marion	OCALA WRF #1	0	0	0	#DIV/0!
Marion	OCALA WRF #2	3.385	0	0	100%
Marion	OCALA WRF #3	2.241	0	0	100%
Marion	ON TOP OF THE WORLD/BAY LAUREL	0.5303	0	0	100%
Marion	RAINBOW SPRINGS FIFTH REPLAT WWTF	0.129	0	0	100%
Marion	ROLLING GREENS	0.055	0	0	100%
Martin	INDIANTOWN COMPANY	0.389	0	0	100%
Martin	MARTIN CO.-NORTH	0.699		0.698	50%
Martin	MARTIN CO.-SOUTH (TROPICAL FARMS)	1.522	0	2.095	42%
Martin	MARTIN CORRECTIONAL INSTITUTION	0.277	0	0	100%
Martin	SAILFISH POINT	0.0805	0	0	100%
Martin	SOUTH MARTIN REGIONAL UTILITY	0.834	0	0	100%
Martin	STUART, CITY OF	0.285	0	1.677	15%
Miami-Dade	HOMESTEAD, CITY OF	5.375	0	0	100%
Miami-Dade	MDWASD CENTRAL DISTRICT	8.17	0	110.5	7%
Miami-Dade	MDWASD NORTH DISTRICT	4.78	0	100.8	5%
Miami-Dade	MDWASD SOUTH DISTRICT	4.791	0	98.43	5%
Monroe	FCAA-BIG COPPITT	0.043	0	0.145	23%
Monroe	FCAA-DUCK KEY (HAWKS CAY)	0.069	0	0.025	73%
Monroe	KEY COLONY BEACH, CITY OF	0.032	0	0.128	20%
Monroe	KEY WEST RESORT UTILITY	0.1582	0	0.373	30%
Monroe	MARATHON AREA 3 WWTF	0	0	0.153	0%
Monroe	MARATHON AREA 4 WWTF	0	0	0.245	0%
Monroe	MARATHON AREA 5 WWTF	0	0	0.241	0%
Monroe	MARATHON AREA 7 WWTF	0	0	0.046	0%
Monroe	NORTH KEY LARGO WWTF AT OCEAN REEF	0.026	0	0.178	13%
Nassau	HILLIARD, TOWN OF	0	0	0.331	0%
Nassau	JEA-NASSAU REGIONAL (SUN RAY)	1.022	0	0.632	62%
Nassau	NASSAU AMELIA UTILITIES	0.668	0	0	100%
Okaloosa	CRESTVIEW, CITY OF	1.6	0	0	100%

Florida Department of Environmental Protection
2018 Reuse Inventory

County	Reuse System Name	Total Reuse Flow (mgd)	Flow Stored in ASR (mgd)	Total Effluent Disposal (mgd)	Percent Reuse*
Okaloosa	DESTIN WATER USERS	3.259	0.019	0.046	98%
Okaloosa	FORT WALTON BEACH GENERAL REUSE SERVICE AREA	0.305	0	0	100%
Okaloosa	HURLBURT FIELD AIR FORCE BASE	0.557	0	0	100%
Okaloosa	MARY ESTHER, CITY OF	0.441	0	0	100%
Okaloosa	NICEVILLE-NV REGIONAL (VALPARAISO)	2.635	0	0	100%
Okaloosa	OKALOOSA CORRECTIONAL INSTITUTION	0.166	0	0	100%
Okaloosa	OKALOOSA-ARBENNIE PRITCHETT	6.5	0	0	100%
Okaloosa	OKALOOSA-BOB SIKES INDUSTRIAL PARK	0.116	0	0	100%
Okaloosa	OKALOOSA-RUSSELL STEPHENSON	0.543	0	0	100%
Okeechobee	OKEECHOBEE CORRECTIONAL INSTITUTION	0.17	0	0	100%
Okeechobee	OKEECHOBEE UTILITY AUTHORITY	0.496	0	0.46	52%
Orange	APOPKA-PROJECT ARROW	7.078	0	0.653	92%
Orange	FAIRWAYS COUNTRY CLUB	0.146	0	0	100%
Orange	GULFSTREAM HARBOR MOBILE HOME PARK	0.056	0	0	100%
Orange	OCOOE, CITY OF	3.976	0	0	100%
Orange	OCUD-EASTERN SERVICE AREA	19.266	0	0	100%
Orange	OCUD-NORTHWEST SERVICE AREA	3.524	0	0	100%
Orange	OCUD-SOUTH SERVICE AREA	6.23	0	0	100%
Orange	ORLANDO-WATER CONSERV I	7.256	0	0	100%
Orange	ORLANDO-WATER CONSERV II	38.533	0	0	100%
Orange	REEDY CREEK IMPROVEMENT DISTRICT	14.214	0	0	100%
Orange	ROCK SPRINGS MOBILE HOME PARK	0.082	0	0	100%
Orange	WEDGEFIELD SUBDIVISION	0.214	0	0	100%
Orange	WINTER GARDEN, CITY OF	2.091	0	1.25	63%
Orange	WINTER PARK, CITY OF	0.282	0	0	100%
Osceola	KISSIMMEE GOOD SAMARITAN RETIREMENT VILLAGE	0.164	0	0	100%
Osceola	ST. CLOUD-SOUTHSIDE #2	3.769	0	0.644	85%
Osceola	TOHO-CAMELOT	15.457	0	0	100%
Osceola	TOHO-HARMONY	0.148	0	0	100%
Osceola	TOHO-PARKWAY	0.95	0	0	100%
Osceola	TOHO-POINCIANA	5.257	0	0	100%
Osceola	TOHO-SANDHILL ROAD	5.006	0	0	100%
Palm Beach	BOCA RATON, CITY OF (PROJECT IRIS)	9.92	0	5.6	64%
Palm Beach	LOXAHATCHEE ENV. CONTROL DIST.	6.99	0	3.34	68%
Palm Beach	PALM BEACH CO. SOUTHERN REGION	12.99	0	8.6	60%

Florida Department of Environmental Protection
2018 Reuse Inventory

County	Reuse System Name	Total Reuse Flow (mgd)	Flow Stored in ASR (mgd)	Total Effluent Disposal (mgd)	Percent Reuse*
Palm Beach	PALM BEACH CO.-CENTRAL REGION RWF	0.153	0	0	100%
Palm Beach	PALM BEACH CO.-WESTERN REGION (BELLE GLADE)	0.06	0	2.788	2%
Palm Beach	PALM BEACH CO.-WESTERN REGION NORTH (FKA PAHOKEE WWTP)	0.007	0	1.091	1%
Palm Beach	SEACOAST UTILITIES PGA	9.64	0	1.11	90%
Palm Beach	SOUTH CENTRAL REGIONAL	6.71	0	11.63	37%
Palm Beach	VILLAGE OF WELLINGTON WWTP	0.425	0	3.155	12%
Palm Beach	WEST PALM BEACH-EAST CENTRAL REGIONAL	12.42	0	31.92	28%
Pasco	DADE CITY, CITY OF	0.682	0	0	100%
Pasco	FGUA-JASMINE LAKES	0.234	0	0	100%
Pasco	FGUA-PALM TERRACE GARDENS	0.107	0	0	100%
Pasco	FGUA-SEVEN SPRINGS WWTF	1.512	0	0	100%
Pasco	FOREST LAKE ESTATES	0.042	0	0	100%
Pasco	NEW PORT RICHEY, CITY OF	1.75	0	0	100%
Pasco	PASCO CO. MASTER REUSE SYSTEM	23.771	0	0	100%
Pasco	TRAVELER'S REST RV PARK WWTP	0.044	0	0	100%
Pasco	ZEPHYRHILLS, CITY OF	1.441	0	0	100%
Pinellas	CLEARWATER CITY OF MASTER REUSE SYSTEM	5.2238	0	9.19	36%
Pinellas	DUNEDIN, CITY OF-MAINLAND	3	0	1.2	71%
Pinellas	LARGO, CITY OF	5.27	0	6.69	44%
Pinellas	OLDSMAR, CITY OF	0.731	0.57	0.155	50%
Pinellas	ON TOP OF THE WORLD	0.4107	0	0	100%
Pinellas	PINELLAS CO.-SOUTH CROSS BAYOU	12.23	0	11.24	52%
Pinellas	PINELLAS CO.-WILLIAM E. DUNN WATER RECLAMATION FACILITY	7.41	0	0	100%
Pinellas	ST. PETERSBURG MASTER URBAN REUSE SYSTEM	22.766	0	14.47	61%
Pinellas	TARPON SPRINGS, CITY OF	1.6652	0	0.39	81%
Polk	AUBURNDALE, CITY OF-ALLRED	0.954	0	0	100%
Polk	AUBURNDALE, CITY OF-REGIONAL	1.918	0	0.069	97%
Polk	BARTOW, CITY OF	2.588	0	0	100%
Polk	CARDINAL HILL (FKA POLK CITY INTERIM)	0.143	0	0	100%
Polk	CAREFREE RV COUNTRY CLUB WWTF	0.024	0	0	100%
Polk	CYPRESS LAKES UTILITIES, INC.	0.105	0	0	100%
Polk	DAVENPORT, CITY OF	0.166	0	0	100%
Polk	DUNDEE, TOWN OF	0.13	0	0	100%
Polk	FORT MEADE, CITY OF	0.534	0	0	100%
Polk	FROSTPROOF, CITY OF	0.173	0	0	100%

Florida Department of Environmental Protection
2018 Reuse Inventory

County	Reuse System Name	Total Reuse Flow (mgd)	Flow Stored in ASR (mgd)	Total Effluent Disposal (mgd)	Percent Reuse*
Polk	GOLD COAST UTILITY	0.1114	0	0	100%
Polk	GRENELEFE UTILITIES	0.138	0	0	100%
Polk	HAINES CITY	1.5436	0	0.059	96%
Polk	LAKE ALFRED, CITY OF	0.47	0	0	100%
Polk	LAKE WALES, CITY OF	1.1019	0	0	100%
Polk	LAKELAND, CITY OF	11.57	0	6.76	63%
Polk	MULBERRY CITY OF	0.21	0	0.04	84%
Polk	OUTDOOR RESORTS AT ORLANDO	0.122	0	0	100%
Polk	POLK CO.-NORTHEAST REGIONAL	3.24	0	0	100%
Polk	POLK CO.-NORTHWEST REGIONAL	0.451	0.322	0	58%
Polk	POLK CO.-SOUTHWEST REGIONAL WWTP	0.875	0	0	100%
Polk	POLK CO.-SUN RAY	0.367	0	0	100%
Polk	POLK CO.-WAVERLY	0.029	0	0	100%
Polk	POLK CORRECTIONAL INSTITUTION	0.146	0	0	100%
Polk	STREAMSONG WWTF	0.024	0	0	100%
Polk	SWEETWATER GOLF & TENNIS CLUB	0.0512	0	0	100%
Polk	SWISS GOLF CLUB	0.088	0	0	100%
Polk	SWISS VILLAGE MOBILE HOME PARK	0.05	0	0	100%
Polk	WINTER HAVEN, CITY OF	1.098	0	4.1	21%
Putnam	CRESCENT CITY, CITY OF	0.105	0	0	100%
Putnam	EAST PUTNAM COUNTY REGIONAL	0.143	0	0	100%
Putnam	PALATKA, CITY OF	1.655	0	0.339	83%
Putnam	RIVER PARK MHP	0.0331	0	0	100%
Santa Rosa	HIGHWAY 191 (SUNDIAL UTILITIES)	0.088	0	0	100%
Santa Rosa	HOLLEY WRF	0.017	0	0	100%
Santa Rosa	HOLLEY-NAVARRE WATER SYSTEMS, INC.	1.422	0	0	100%
Santa Rosa	JAY, TOWN OF	0.056	0	0	100%
Santa Rosa	MILTON, CITY OF	0.208	0	1.755	11%
Santa Rosa	PACE WATER SYSTEM, INC.	0.8551	0	0.622	58%
Santa Rosa	SANTA ROSA CO.-NAVARRE BEACH	0.018		0.315	5%
Santa Rosa	SOUTH SANTA ROSA UTILITY SYSTEM (GULF BREEZE-TIGER POINT)	1.692	0	0	100%
Sarasota	CAMELOT LAKES	0.063	0	0.003	95%
Sarasota	NORTH PORT, CITY OF	0.874	0	1.732	34%
Sarasota	SARASOTA CO.-NORTH	6.7	0	4.42	60%
Sarasota	SARASOTA CO.-SOUTH (VENICE GARDENS)	2.31		0.56	80%

Florida Department of Environmental Protection
2018 Reuse Inventory

County	Reuse System Name	Total Reuse Flow (mgd)	Flow Stored in ASR (mgd)	Total Effluent Disposal (mgd)	Percent Reuse*
Sarasota	SARASOTA, CITY OF	1.436	0	1.031	58%
Sarasota	VENICE, CITY OF-PROJECT WAVE	2.609	0	0	100%
Seminole	ALTAMONTE SPRINGS, CITY OF (PROJECT APRICOT)	6.616		0.086	99%
Seminole	CASSELBERRY, CITY OF	1.077	0	0	100%
Seminole	FGUA-CHULUOTA	0.096	0	0	100%
Seminole	ORLANDO-IRON BRIDGE	18.59	0	3.56	84%
Seminole	OVIEDO, CITY OF (ALAFAYA UTILITIES)	2.891	0	0	100%
Seminole	PALM VALLEY	0.068	0	0	100%
Seminole	SANFORD-NORTH & SOUTH	5.198	0	0.881	86%
Seminole	SEMINOLE CO.-GREENWOOD LAKES	2.187	0	0	100%
Seminole	SEMINOLE CO.-NORTHWEST (YANKEE LAKE)	2.831	0	0	100%
Seminole	SHADOW HILLS (LONGWOOD)	0.255	0	0	100%
Seminole	WEKIVA HUNT CLUB	0.288	0	0.333	46%
Seminole	WINTER SPRINGS EAST	1.028	0	0	100%
Seminole	WINTER SPRINGS WEST	1.588	0	0	100%
St. Johns	JEA-PONCE DE LEON	0.041	0	0	100%
St. Johns	JEA-PONTE VEDRA	0.307	0	0.193	61%
St. Johns	NORTH BEACH UTILITIES	0.299	0	0	100%
St. Johns	ST. AUGUSTINE, CITY OF	0.162	0	3.955	4%
St. Johns	ST. JOHNS CO.-ANASTASIA ISLAND	0.161	0	2.57	6%
St. Johns	ST. JOHNS CO.-INNLET BEACH	0.213	0	0.03	88%
St. Johns	ST. JOHNS CO.-MAINLAND (S.R. 207)	0.167	0	0	100%
St. Johns	ST. JOHNS CO.-MARSH LANDING PONTE VEDRA LAKES	0.231	0	0.334	41%
St. Johns	ST. JOHNS CO.-NORTHWEST	1.612	0	0.0011	100%
St. Johns	ST. JOHNS CO.-PLAYERS CLUB SOUTH	0.149	0	0.276	35%
St. Johns	ST. JOHNS CO.-SAWGRASS	0.369	0	0.437	46%
St. Lucie	FORT PIERCE UTILITY AUTHORITY	0.1125	0	4.96	2%
St. Lucie	HARBOUR RIDGE P.U.D.	0.067	0	0	100%
St. Lucie	HUTCHINSON-ISLAND DUNES	0.022	0	0	100%
St. Lucie	MEADOWOOD COMMUNITY (PANTHER WOODS)	0.061	0	0	100%
St. Lucie	PORT ST. LUCIE UTILITY-WESTPORT	0.928	0	3.128	23%
St. Lucie	SAVANNA CLUB	0.052	0	0	100%
St. Lucie	SPANISH LAKES COUNTRY CLUB	0.091	0	0	100%
St. Lucie	SPANISH LAKES FAIRWAYS	0.112	0	0	100%
St. Lucie	ST. LUCIE CO.-NORTH (HOLIDAY PINES)	0.064	0	0	100%

Florida Department of Environmental Protection
2018 Reuse Inventory

County	Reuse System Name	Total Reuse Flow (mgd)	Flow Stored in ASR (mgd)	Total Effluent Disposal (mgd)	Percent Reuse*
St. Lucie	ST. LUCIE CO.-NORTH HUTCHINSON	0.213	0	0	100%
St. Lucie	ST. LUCIE CO.-SOUTH HUTCHINSON	0.336	0	0.007	98%
St. Lucie	ST. LUCIE WEST	1.803	0	0	100%
Sumter	BUSHNELL, CITY OF	0.323	0	0	100%
Sumter	CONTINENTAL COUNTRY CLUB	0.113	0	0	100%
Sumter	SUMTER CORRECTIONAL INSTITUTION	0.314	0	0	100%
Sumter	THE VILLAGES-LITTLE SUMTER SERVICE AREA (LSSA)	1.781	0	0	100%
Sumter	THE VILLAGES-NSU MASTER REUSE SYSTEM	4.168	0	0	100%
Sumter	WILDWOOD, CITY OF	0.345	0	0	100%
Suwannee	ADVENT CHRISTIAN HOME	0.044	0	0	100%
Suwannee	BRANFORD, TOWN OF	0.056	0	0	100%
Suwannee	LIVE OAK, CITY OF	0.941	0	0	100%
Taylor	PERRY, CITY OF	0.937	0	0	100%
Taylor	TAYLOR CORRECTIONAL INSTITUTION	0.164	0	0	100%
Union	LAKE BUTLER, CITY OF	0.54	0	0	100%
Volusia	DAYTONA REUSE IMPLEMENTATION PROJECT (DRIP)	3.8	0	9.3	29%
Volusia	DELAND, CITY OF	3.31	0	0.22	94%
Volusia	DELTONA, CITY OF	1.132	0	0	100%
Volusia	EDGEWATER, CITY OF	1.041	0	0.706	60%
Volusia	HOLLY HILL, CITY OF	0.29	0	1.74	14%
Volusia	NEW SMYRNA BEACH, CITY OF	3.74	0	0	100%
Volusia	NORTH PENINSULA UTILITIES (SEABRIDGE)	0.047	0	0	100%
Volusia	ORMOND BEACH	3	0	2.03	60%
Volusia	PORT ORANGE, CITY OF	5.16	0	0.655	89%
Volusia	TYMBER CREEK	0.07	0	0	100%
Volusia	VCUD-HALIFAX PLANTATION WWTF	0.175	0	0	100%
Volusia	VCUD-SOUTHEAST REGIONAL	0.225	0	0	100%
Volusia	VCUD-SOUTHWEST REGIONAL	1.369	0	0	100%
Volusia	VCUD-SOUTHWEST WWTF-2	0.358	0	0	100%
Wakulla	ST. MARKS WWTF	0.037	0	0	100%
Wakulla	WAKULLA CO. (OTTER CREEK)	0.657	0	0	100%
Wakulla	WINCO UTILITIES, INC.	0.293	0	0	100%
Walton	DEFUNIAK SPRINGS, CITY OF	0.731	0	0	100%
Walton	FREEPOR, CITY OF	0.343	0	0	100%
Walton	SOUTH WALTON UTILITY COMPANY	1.4088	0	0.11486	92%

Florida Department of Environmental Protection
2018 Reuse Inventory

County	Reuse System Name	Total Reuse Flow (mgd)	Flow Stored in ASR (mgd)	Total Effluent Disposal (mgd)	Percent Reuse*
Walton	WALTON CO.-EAST REUSE SYSTEM	0.715	0	0	100%
Walton	WALTON CO.-SANDESTIN	0.389	0	0	100%
Walton	WALTON CO.-WOLFE CREEK REUSE SYSTEM	2.204	0	0	100%
Walton	WALTON CORRECTIONAL INSTITUTION	0.171	0	0	100%
Walton	WALTON COUNTY COMMERCE PARK AT MOSSY HEAD	0.0219	0	0	100%
Washington	CHIPLEY, CITY OF	0.459	0	0	100%
Washington	HARVEST WWTF	0.002	0	0	100%
Washington	NORTHWEST FLORIDA RECEPTION CENTER WWTF (FKA WASHINGTON CO. CORRECTIONAL)	0.315	0	0	100%
Washington	VERNON, CITY OF	0.068	0	0	100%
Totals		796.72	3.2	833.17	

Note:

** Percent reuse is not applicable by county since effluent disposal from facilities that do not provide reuse are not accounted for in this appendix. See Table 5 in the report for a summary of the total wastewater flow and reuse ratios by county.*

Appendix L. All Domestic Wastewater Treatment Facilities Included in the 2018 Reuse Inventory Report

County	Facility Name	WAFR ID	DEP	WMD	Reuse?	WWTF Capacity (mgd)	WWTF Flow (mgd)
Alachua	ALACHUA AWRP	FLA011290	JAX	SRWMD	Yes	1.5	0.72
Alachua	GRU-KANAPAHA WRF	FL0112895	JAX	SJRWMD	Yes	14.9	11.6194
Alachua	GRU-MAIN STREET WRF	FL0027251	JAX	SJRWMD	Yes	7.5	6.71
Alachua	HAWTHORNE WWTF	FLA011291	JAX	SJRWMD	Yes	0.2	0.1363
Alachua	HIGH SPRINGS WWTF	FLA286095	JAX	SRWMD	Yes	0.24	0.16
Alachua	NEWBERRY WWTF	FLA011292	JAX	SRWMD	Yes	0.499	0.208
Alachua	UNIVERSITY OF FLORIDA WRF	FLA011322	JAX	SJRWMD	Yes	3	1.74
Baker	BAKER CORRECTIONAL INSTITUTION	FLA011332	JAX	SJRWMD	Yes	0.32	0.208
Baker	MACCLENNY, CITY OF WWTF	FL0040495	JAX	SJRWMD	No	1.3	0.867
Bay	BAY CO.-NORTH BAY WWTF	FLA428523	PEN	NWFWMD	Yes	0.25	0.039
Bay	LYNN HAVEN AWTF	FL0169978	PEN	NWFWMD	Yes	2.5	1.632
Bay	MILITARY POINT REGIONAL AWT FACILITY	FL0167959	PEN	NWFWMD	Yes	7	3.46
Bay	MILLVILLE AWT FACILITY	FL0170909	PEN	NWFWMD	No	5	2
Bay	PANAMA CITY BEACH	FL0021512	PEN	NWFWMD	Yes	14	6.5
Bay	ST. ANDREWS WWTF	FL0020451	PEN	NWFWMD	No	5	3.5
Bradford	FLORIDA STATE PRISON WWTF	FLA113450	JAX	SRWMD	Yes	1.78	1.01
Bradford	STARKE WWTF	FL0028126	JAX	SRWMD	Yes	1.65	0.752
Brevard	BCUD-BAREFOOT BAY WRF	FL0042293	ORL	SJRWMD	Yes	0.9	0.746
Brevard	BCUD-NORTH REGIONAL WWTF	FLA010263	ORL	SJRWMD	Yes	0.99	0.319
Brevard	BCUD-PORT ST. JOHN WWTP	FLA102750	ORL	SJRWMD	Yes	0.49	0.398
Brevard	BCUD-SOUTH BEACHES WWTF	FL0040622	ORL	SJRWMD	Yes	8	6.834
Brevard	BCUD-SOUTH CENTRAL REGIONAL	FL0102679	ORL	SJRWMD	Yes	6	4.984
Brevard	BCUD-SYKES CREEK	FLA102695	ORL	SJRWMD	Yes	6	3.379
Brevard	CAPE CANAVERAL WRF	FL0020541	ORL	SJRWMD	Yes	1.8	1.284
Brevard	CCAFS-REGIONAL	FL0102920	ORL	SJRWMD	Yes	0.8	0.525
Brevard	COCOA BEACH WRF	FL0021105	ORL	SJRWMD	Yes	6	4.403
Brevard	JERRY SELLERS WRF	FL0021521	ORL	SJRWMD	Yes	4.5	2.05
Brevard	MELBOURNE-DAVID B. LEE WWTF	FLA010323	ORL	SJRWMD	Yes	7	3.64
Brevard	MELBOURNE-GRANT STREET WWTF	FL0041122	ORL	SJRWMD	Yes	5.5	4.54
Brevard	PALM BAY WWTF	FLA103357	ORL	SJRWMD	Yes	2.3	0.776
Brevard	RAY BULLARD WRF	FLA010332	ORL	SJRWMD	Yes	3	1.8
Brevard	ROCKLEDGE WWTF	FL0021571	ORL	SJRWMD	Yes	4.5	2.3
Brevard	SUN LAKE ESTATES	FLA010353	ORL	SJRWMD	Yes	0.099	0.04
Brevard	THE GREAT OUTDOORS RV/GOLF RESORT	FLA010386	ORL	SJRWMD	Yes	0.182	0.108
Brevard	TITUSVILLE NORTH-OSPREY	FL0103268	ORL	SJRWMD	Yes	2.75	2.384

Florida Department of Environmental Protection
2018 Reuse Inventory

County	Facility Name	WAFR ID	DEP	WMD	Reuse?	WWTF Capacity (mgd)	WWTF Flow (mgd)
Brevard	TITUSVILLE SOUTH-BLUE HERON	FL0103349	ORL	SJRWMD	Yes	4	2.484
Broward	BROWARD CO. NORTH REGIONAL	FL0031771	WPB	SFWMD	Yes	95	69.5
Broward	CITY OF COOPER CITY WWTP	FL0040398	WPB	SFWMD	Yes	3.1	2.21
Broward	CORAL SPRINGS IMPROVEMENT DISTRICT WWTF	FLA041301	WPB	SFWMD	No	7.72	5.38
Broward	DAVIE WWTP	FL0040541	WPB	SFWMD	Yes	4.85	2.36
Broward	FORT LAUDERDALE-G.T. LOHMEYER WWTF	FLA041378	WPB	SFWMD	No	55.7	38.722
Broward	HOLLYWOOD SOUTHERN REGIONAL	FL0026255	WPB	SFWMD	Yes	55.5	39.03
Broward	MARGATE, CITY OF WEST WWTF	FLA041289	WPB	SFWMD	No	10.1	6.271
Broward	MIRAMAR, CITY OF WWTF	FLA017025	WPB	SFWMD	Yes	12.7	9.77
Broward	PEMBROKE PINES, CITY OF WWTF	FLA013575	WPB	SFWMD	No	9.5	6.8
Broward	PLANTATION REGIONAL WWTF	FLA040401	WPB	SFWMD	Yes	18.9	12.534
Broward	POMPANO BEACH REUSE FACILITY	FLA013581	WPB	SFWMD	Yes	7.5	2.32
Broward	SUNRISE NO.1 WWTF (SPRINGTREE)	FLA041947	WPB	SFWMD	No	10	8.166
Broward	SUNRISE NO.3 WWTF (SAWGRASS)	FLA042641	WPB	SFWMD	No	20	11.38
Broward	SUNRISE-SOUTHWEST WWTF	FLA013580	WPB	SFWMD	Yes	0.99	0.38
Broward	TINDALL HAMMOCK I&SC (FERNCREST)	FLA013583	WPB	SFWMD	Yes	0.6	0.39
Broward	TOWN OF DAVIE WRF	FLA706736	WPB	SFWMD	Yes	3.5	1.376
Calhoun	BLOUNTSTOWN, CITY OF WWTF	FL0026867	PEN	NFWWMD	No	1.5	0.616
Charlotte	CHARLOTTE CO. UTILITIES-EAST PORT WRF	FL0040291	FTM	SWFWMD	Yes	6	4.689
Charlotte	CHARLOTTE CO. UTILITIES-ROTONDA WRF	FLA014098	FTM	SWFWMD	Yes	2	1.084
Charlotte	CHARLOTTE CO. UTILITIES-WESTPORT WWTP	FLA014048	FTM	SWFWMD	Yes	1.2	0.685
Charlotte	CHARLOTTE CO.-BURNT STORE	FLA014083	FTM	SWFWMD	Yes	0.5	0.308
Charlotte	CHARLOTTE CORRECTIONAL INSTITUTION	FLA014130	FTM	SFWMD	Yes	0.25	0.249
Charlotte	ENGLEWOOD WWTF	FLA014126	FTM	SWFWMD	Yes	3	1.407
Charlotte	PUNTA GORDA WWTF	FLA118371	FTM	SWFWMD	No	3.2	2.583
Charlotte	RIVERWOOD UTILITIES WWTP	FLA014060	FTM	SWFWMD	Yes	0.499	0.128
Charlotte	TOWN AND COUNTRY UTILITY WRF	FLA665495	FTM	SWFWMD	No	0.75	0.081
Citrus	BEVERLY HILLS-ROLLING OAKS	FLA011869	TPA	SWFWMD	Yes	0.575	0.452
Citrus	CITRUS CO.-BRENTWOOD REGIONAL WWTF	FLA011844	TPA	SWFWMD	Yes	0.5	0.381
Citrus	CITRUS CO.-MEADOWCREST WWTF	FLA011845	TPA	SWFWMD	Yes	2	0.789
Citrus	CITRUS CO.-POINT OF WOODS WWTF	FLA011893	TPA	SWFWMD	Yes	0.036	0.027
Citrus	CITRUS CO.-SW REGIONAL WRF	FLA011903	TPA	SWFWMD	Yes	0.7	0.451
Citrus	CRYSTAL RIVER WWTF	FLA011848	TPA	SWFWMD	Yes	1.5	0.714
Citrus	INVERNESS, CITY OF WWTF	FLA011847	TPA	SWFWMD	Yes	1.5	0.588
Clay	CCUA-FLEMING ISLAND WWTF	FL0043834	JAX	SJRWMD	Yes	4	2.116
Clay	CCUA-KEYSTONE HEIGHTS WWTF	FLA362743	JAX	SJRWMD	Yes	0.074	0.016
Clay	CCUA-MID-CLAY REGIONAL WWTF	FLA011377	JAX	SJRWMD	Yes	0.65	0.227

Florida Department of Environmental Protection
2018 Reuse Inventory

County	Facility Name	WAFR ID	DEP	WMD	Reuse?	WWTF Capacity (mgd)	WWTF Flow (mgd)
Clay	CCUA-MILLER STREET WWTP	FL0025151	JAX	SJRWMD	Yes	4.99	1.281
Clay	CCUA-PETER'S CREEK WWTF	FLA327841	JAX	SJRWMD	Yes	0.0999	0.042
Clay	CCUA-RIDAUGHT LANDING WWTF	FL0039721	JAX	SJRWMD	Yes	2.37	1.766
Clay	CCUA-SPENCER WWTP	FL0173371	JAX	SJRWMD	Yes	4	1.558
Clay	FANG-CAMP BLANDING WWTF	FL0022853	JAX	SJRWMD	No	0.9	0.129
Clay	GREEN COVE SPRINGS, CITY OF-SOUTH WWTF	FL0030210	JAX	SJRWMD	No	0.5	0.293
Clay	GREEN COVE SPRINGS-HARBOR ROAD WWTP	FL0020915	JAX	SJRWMD	Yes	0.75	0.496
Clay	ORANGE PARK WWTF	FL0023922	JAX	SJRWMD	Yes	2.5	0.98718
Collier	AVE MARIA UTILITY CO	FLA376400	FTM	SFWMD	Yes	0.9	0.39
Collier	COLLIER CO.-GOLDEN GATE WWTP	FLA142140	FTM	SFWMD	Yes	1.5	1.114
Collier	COLLIER CO.-NE UTILITIES WWTP	FLA014165	FTM	SFWMD	Yes	0.75	0.443
Collier	COLLIER CO.-NORTH	FL0141399	FTM	SFWMD	Yes	24.1	9.75
Collier	COLLIER CO.-SOUTH	FL0141356	FTM	SFWMD	Yes	16	8.283
Collier	EVERGLADES CITY WWTF	FLA027618	FTM	SFWMD	Yes	0.16	0.062
Collier	IMMOKALEE WWTF	FLA014132	FTM	SFWMD	Yes	2.5	1.95
Collier	MARCO ISLAND UTILITIES WWTP	FLA014167	FTM	SFWMD	Yes	4.92	2.17
Collier	MARCO SHORES UTILITIES WWTP	FLA014174	FTM	SFWMD	Yes	0.3	0.091
Collier	NAPLES WRF	FL0026271	FTM	SFWMD	Yes	10	5.257
Collier	PORT OF THE ISLANDS WRF	FLA141704	FTM	SFWMD	Yes	0.2	0.061
Columbia	COLUMBIA CORRECTIONAL INSTITUTION	FLA011418	JAX	SRWMD	Yes	0.525	0.412
Columbia	KICKLIGHTER WWTF	FLA758353	JAX	SRWMD	Yes	3	0.39
Columbia	SERVICE ZONE PACKAGE WWTP	FLA190128	JAX	SRWMD	Yes	0.05	0.002
Columbia	ST. MARGARET WWTF	FLA113956	JAX	SRWMD	Yes	3	2.371
DeSoto	ARCADIA, CITY OF-WILLIAM TYSON WWTP	FL0027511	FTM	SFWMD	Yes	2	1.08
DeSoto	DESOTO CO.-LAKE SUZY WWTF	FL0119644	FTM	SFWMD	Yes	0.087	0.059
DeSoto	DESOTO COUNTY REGIONAL WWTP	FLA530808	FTM	SFWMD	Yes	0.75	0.321
Dixie	CROSS CITY WWTF	FLA114201	JAX	SRWMD	Yes	0.4	0.28
Duval	ATLANTIC BEACH, CITY OF WWTF	FL0038776	JAX	SJRWMD	No	3	1.812
Duval	BALDWIN, TOWN OF WWTF	FL0027812	JAX	SJRWMD	No	0.4	0.295
Duval	JACKSONVILLE BEACH	FL0020231	JAX	SJRWMD	Yes	4.5	2.8377
Duval	JEA-ARLINGTON EAST	FL0026441	JAX	SJRWMD	Yes	25	21.75
Duval	JEA-BLACKS FORD	FL0174441	JAX	SJRWMD	Yes	3	2.45
Duval	JEA-BUCKMAN STREET WWTF	FL0026000	JAX	SJRWMD	Yes	52.5	26.17
Duval	JEA-DISTRICT II WWTF	FL0026450	JAX	SJRWMD	Yes	10	5.53
Duval	JEA-JULINGTON CREEK	FL0043591	JAX	SJRWMD	Yes	1	0.78
Duval	JEA-MANDARIN	FL0023493	JAX	SJRWMD	Yes	8.75	8.33
Duval	JEA-MONTEREY WRF	FL0023604	JAX	SJRWMD	No	3.6	1.64

Florida Department of Environmental Protection
2018 Reuse Inventory

County	Facility Name	WAFR ID	DEP	WMD	Reuse?	WWTF Capacity (mgd)	WWTF Flow (mgd)
Duval	JEA-SOUTHWEST DISTRICT WWTF	FL0026468	JAX	SJRWMD	Yes	14	12.05
Duval	NEPTUNE BEACH WWTF	FL0020427	JAX	SJRWMD	No	1.5	0.68
Duval	NORMANDY VILLAGE UTILITY	FLA011517	JAX	SJRWMD	Yes	0.4	0.353
Duval	USN MAYPORT NS WWTF	FL0000922	JAX	SJRWMD	No	2	0.692
Duval	USN NAS JACKSONVILLE	FL0000957	JAX	SJRWMD	Yes	2.3	0.664
Escambia	CENTURY, TOWN OF WWTF	FL0032468	PEN	NFWFMD	No	0.675	0.467
Escambia	ECUA-BAYOU MARCUS WRF	FL0031801	PEN	NFWFMD	Yes	8.2	5.195
Escambia	ECUA-CENTRAL WRF	FL0559351	PEN	NFWFMD	Yes	22.5	14.261
Escambia	ECUA-PENSACOLA BEACH	FL0024007	PEN	NFWFMD	Yes	2.4	0.911
Flagler	BEACH HAVEN WWTF	FLA357171	JAX	SJRWMD	Yes	0.049	0.009
Flagler	BULOW VILLAGE WWTF	FLA011601	JAX	SJRWMD	Yes	0.088	0.041
Flagler	BUNNELL, CITY OF - MICHAEL J. MIKULKA WWTF	FL0020907	JAX	SJRWMD	Yes	0.6	0.447
Flagler	DUNES CDD WWTF	FLA011602	JAX	SJRWMD	Yes	3.2	2.1
Flagler	FLAGLER BEACH, CITY OF WWTF	FL0026611	JAX	SJRWMD	No	1	0.688
Flagler	FLAGLER CO.-PLANTATION BAY WWTF	FLA011597	JAX	SJRWMD	Yes	0.475	0.161
Flagler	MATANZAS SHORES	FLA011599	JAX	SJRWMD	Yes	0.322	0.107
Flagler	PALM COAST WWTF #1	FL0116009	JAX	SJRWMD	Yes	6.83	7.623
Flagler	PALM COAST WWTF #2	FL0710008	JAX	SJRWMD	Yes	2	0.327
Franklin	APALACHICOLA WWTF	FLA038857	PEN	NFWFMD	Yes	1	0.25
Franklin	EASTPOINT WWTP	FLA010065	PEN	NFWFMD	Yes	0.3	0.109
Franklin	KENNETH B COPE AWT FACILITY	FLA100641	PEN	NFWFMD	Yes	1.2	0.378
Gadsden	CHATTAHOOCHEE, CITY OF WWTF	FL0027669	PEN	NFWFMD	No	0.4	0.192
Gadsden	FLORIDA STATE HOSPITAL WWTF	FL0031402	PEN	NFWFMD	No	1.3	0.29
Gadsden	GRETNA, CITY OF WWTP	FLA100781	PEN	NFWFMD	Yes	0.4	0.169
Gadsden	HAVANA, TOWN OF (STP)	FLA100765	PEN	NFWFMD	Yes	0.4	0.146
Gadsden	QUINCY, CITY OF	FL0029033	PEN	NFWFMD	Yes	1.5	1
Gadsden	TALQUIN-GADSDEN EAST WWTP	FLA187941	PEN	NFWFMD	Yes	0.25	0.149
Gadsden	TALQUIN-HAVANA MIDDLE SCHOOL WWTF	FLA010085	PEN	NFWFMD	Yes	0.015	0.00248
Gilchrist	LANCI WWTP	FLA011620	JAX	SRWMD	Yes	0.25	0.097
Gilchrist	TRENTON WWTF	FLA011615	JAX	SRWMD	Yes	0.2	0.089
Glades	GLADES COUNTY CORRECTIONAL WWTF	FLA016891	FTM	SFWMD	Yes	0.405	0.204
Gulf	GULF CORRECTIONAL INSTITUTION	FLA010105	PEN	NFWFMD	Yes	0.35	0.271
Gulf	PORT ST. JOE, CITY OF	FLA020206	PEN	NFWFMD	Yes	3.1	0.33
Gulf	WEWAHITCHKA, CITY OF WWTF	FL0020125	PEN	NFWFMD	No	0.24	0.114
Hamilton	JASPER, CITY OF WWTF	FL0027880	JAX	SRWMD	No	1.2	0.626
Hamilton	JENNINGS WWTF	FLA011623	JAX	SRWMD	Yes	0.175	0.137
Hamilton	SR-6/I-75 WWTF	FLA649163	JAX	SRWMD	Yes	0.125	0.029

Florida Department of Environmental Protection
2018 Reuse Inventory

County	Facility Name	WAFR ID	DEP	WMD	Reuse?	WWTF Capacity (mgd)	WWTF Flow (mgd)
Hamilton	WHITE SPRINGS, TOWN OF WWTF	FLA116220	JAX	SRWMD	Yes	0.15	0.0628
Hardee	HARDEE CO.-BOWLING GREEN STP	FLA119911	TPA	SWFWMD	Yes	0.32	0.165
Hardee	HARDEE CO.-WAUCHULA HILLS WWTP	FLA290980	TPA	SWFWMD	Yes	0.36	0.115
Hardee	HARDEE COUNTY CORRECTIONAL	FLA012022	TPA	SWFWMD	Yes	0.212	0.184
Hardee	WAUCHULA, CITY OF WWTP	FLA119890	TPA	SWFWMD	Yes	1.2	0.768
Hardee	ZOLFO SPRINGS WWTF	FLA119903	TPA	SWFWMD	Yes	0.29	0.154
Hendry	CLEWISTON WWTF	FL0040665	FTM	SFWMD	Yes	1.5	1.513
Hendry	LABELLE, CITY OF WWTP #1	FLA014283	FTM	SFWMD	Yes	0.75	0.609
Hendry	PORT LABELLE WWTP	FLA014290	FTM	SFWMD	Yes	0.499	0.21
Hernando	BROOKSVILLE/COBB ROAD WWTF	FLA012036	TPA	SWFWMD	Yes	1.9	1.094
Hernando	HERNANDO CO.-BROOKRIDGE	FLA012028	TPA	SWFWMD	Yes	0.75	0.424
Hernando	HERNANDO CO.-HERNANDO AIRPORT SUBREGIONAL WWTF	FLA017223	TPA	SWFWMD	Yes	3.5	1.531
Hernando	HERNANDO CO.-RIDGE MANOR WEST WWTF	FLA012031	TPA	SWFWMD	Yes	0.75	0.235
Hernando	HERNANDO CO.-SPRING HILL WWTF	FLA012043	TPA	SWFWMD	Yes	2.5	1.712
Hernando	HERNANDO CO.-THE GLEN WWTF	FLA012069	TPA	SWFWMD	Yes	3	0.644
Highlands	AVON PARK WATER POLLUTION CONTROL	FLA014313	FTM	SWFWMD	Yes	1.5	0.818
Highlands	CEMETERY ROAD WWTF	FLA014311	FTM	SWFWMD	Yes	1.5	1.061
Highlands	LAKE PLACID, TOWN OF WWTF	FLA281484	FTM	SWFWMD	Yes	0.249	0.094
Highlands	SEBRING AIRPORT AUTHORITY WWTP	FLA014309	FTM	SFWMD	Yes	0.09	0.06
Highlands	SEBRING-WESTERN BLVD WWTP	FLA014328	FTM	SWFWMD	Yes	0.2	0.088
Highlands	SUN 'N LAKE OF SEBRING UNIT 4	FLA016268	FTM	SWFWMD	Yes	0.099	0.02
Highlands	SUN 'N LAKE OF SEBRING UNIT 23	FLA014389	FTM	SWFWMD	Yes	0.7	0.536
Highlands	TOMOKA HEIGHTS WWTP/PLACID UTILITIES	FLA014329	FTM	SWFWMD	Yes	0.2	0.061
Highlands	VILLAGES OF HIGHLANDS RIDGE WWTF	FLA143391	FTM	SWFWMD	Yes	0.095	0.046
Hillsborough	COUNTRY MEADOWS/GOLDEN LAKES	FLA122246	TPA	SWFWMD	Yes	0.21	0.119
Hillsborough	HILLSBOROUGH-DALE MABRY AWWTP	FL0036820	TPA	SWFWMD	Yes	6	0.86
Hillsborough	HILLSBOROUGH-FALKENBURG ROAD	FL0040614	TPA	SWFWMD	Yes	12	10.63
Hillsborough	HILLSBOROUGH-NORTHWEST WRF	FL0041670	TPA	SWFWMD	Yes	12	9.04
Hillsborough	HILLSBOROUGH-RIVER OAKS AWWTP	FL0027821	TPA	SWFWMD	Yes	10	7.31
Hillsborough	HILLSBOROUGH-SOUTH COUNTY REGIONAL WWTP	FL0028061	TPA	SWFWMD	Yes	10	5.84
Hillsborough	HILLSBOROUGH-VALRICO AWWTP	FL0040983	TPA	SWFWMD	Yes	12	7.23
Hillsborough	HILLSBOROUGH-VAN DYKE WWTP	FLA012234	TPA	SWFWMD	Yes	1.7	1.22
Hillsborough	HOWARD F. CURREN AWWTP	FL0020940	TPA	SWFWMD	Yes	96	57.19
Hillsborough	MACDILL AFB WWTP	FLA012124	TPA	SWFWMD	Yes	1.2	0.524
Hillsborough	PLANT CITY WRF	FL0026557	TPA	SWFWMD	Yes	10	5.181
Hillsborough	RICE CREEK WWTF	FL0122076	TPA	SWFWMD	Yes	0.225	0.111
Hillsborough	RIVERSIDE CLUB WWTP	FLA012169	TPA	SWFWMD	Yes	0.12	0.06

Florida Department of Environmental Protection
2018 Reuse Inventory

County	Facility Name	WAFR ID	DEP	WMD	Reuse?	WWTF Capacity (mgd)	WWTF Flow (mgd)
Hillsborough	WINDEMERE	FLA012138	TPA	SWFWMD	Yes	0.185	0.12
Holmes	BONIFAY, CITY OF WWTF	FL0027731	PEN	NFWWMD	No	1.4	0.856
Indian River	IRCUD-BLUE CYPRESS	FLA010439	WPB	SJRWMD	Yes	0.02	0.001
Indian River	IRCUD-CENTRAL (GIFFORD) WWTF	FLA010431	WPB	SJRWMD	Yes	4	2.21
Indian River	IRCUD-SEA OAKS CONDOS WWTF	FLA104299	ORL	SJRWMD	No	0.21	0
Indian River	IRCUD-SOUTH REGIONAL WWTF	FLA010435	WPB	SJRWMD	Yes	2	0.792
Indian River	IRCUD-WEST REGIONAL WWTF	FL0041637	WPB	SJRWMD	Yes	6	2.1
Indian River	VERO BEACH WWTF	FLA021661	WPB	SJRWMD	Yes	4.5	3.493
Jackson	CITY OF MARIANNA	FLA101141	PEN	NFWWMD	Yes	4	1.696
Jackson	COTTONDALE WWTP	FLA101168	PEN	NFWWMD	Yes	0.25	0.0995
Jackson	GRACEVILLE, CITY OF WWTF	FL0038555	PEN	NFWWMD	No	1.1	0.846
Jackson	JACKSON CORRECTIONAL INSTITUTION	FLA010127	PEN	NFWWMD	Yes	0.275	0.212
Jackson	SNEADS, TOWN OF STP	FLA010115	PEN	NFWWMD	Yes	0.733	0.35
Jackson	TOWN OF GRAND RIDGE WWTF	FLA546429	PEN	NFWWMD	Yes	0.205	0.063
Jefferson	JEFFERSON CORRECTIONAL INSTITUTION	FLA011642	PEN	SRWMD	Yes	0.25	0.15
Jefferson	MONTICELLO, CITY OF WWTP	FL0027839	PEN	NFWWMD	Yes	0.8	0.276
Lafayette	MAYO WWTF	FLA011643	JAX	SRWMD	Yes	0.15	0.078
Lafayette	MAYO CORRECTIONAL INSTITUTION	FLA011646	JAX	SRWMD	Yes	0.495	0.119
Lake	CLERBROOK RV RESORTS	FLA010538	ORL	SJRWMD	Yes	0.12	0.048
Lake	CLERMONT-EAST	FLA010515	ORL	SJRWMD	Yes	4	2.897
Lake	EUSTIS BATES AVENUE WWTF	FLA010507	ORL	SJRWMD	Yes	2.4	1.427
Lake	EUSTIS EASTERN WWTF	FLA295965	ORL	SJRWMD	Yes	0.3	0.178
Lake	GROVELAND SAMPEY RD. WWTF	FLA010513	ORL	SJRWMD	Yes	1	0.755
Lake	GROVELAND-SUNSHINE PARKWAY WWTF	FLA010656	ORL	SJRWMD	Yes	1	0.448
Lake	LADY LAKE WWTF	FLA399761	ORL	SJRWMD	Yes	1	0.327
Lake	LAKE CORRECTIONAL INSTITUTION	FLA010660	ORL	SJRWMD	Yes	0.18	0.18
Lake	LAKE GROVES WWTF	FLA010630	ORL	SJRWMD	Yes	0.999	0.522
Lake	LEESBURG-CANAL STREET	FLA105066	ORL	SJRWMD	Yes	3.5	2.3
Lake	LEESBURG-TURNPIKE	FLA105147	ORL	SJRWMD	Yes	4.5	1.3
Lake	MID-FLORIDA LAKES	FLA010657	ORL	SJRWMD	Yes	0.18	0.099
Lake	MINNEOLA, CITY OF	FLA356344	ORL	SJRWMD	Yes	0.499	0.239
Lake	MOUNT DORA #1 WWTF	FLA010508	ORL	SJRWMD	Yes	1.5	0.72
Lake	MOUNT DORA #2 WWTF (JAMES SNELL)	FLA268542	ORL	SJRWMD	Yes	1.25	0.585
Lake	OAK SPRINGS MHP	FLA010629	ORL	SJRWMD	Yes	0.15	0.036
Lake	PENNBROOKE WWTF	FLA010570	ORL	SJRWMD	Yes	0.18	0.063
Lake	PINE ISLAND WWTF	FLA297631	ORL	SJRWMD	Yes	0.225	0.003
Lake	SOUTHLAKE UTILITIES WWTF	FLA010634	ORL	SJRWMD	Yes	1.15	0.83

Florida Department of Environmental Protection
2018 Reuse Inventory

County	Facility Name	WAFR ID	DEP	WMD	Reuse?	WWTF Capacity (mgd)	WWTF Flow (mgd)
Lake	ST. JOHNS RIVER UTILITY WWTF	FLA187496	ORL	SJRWMD	Yes	0.3	0.147
Lake	THE VILLAGES-VILLAGES WWTF	FLA010555	ORL	SJRWMD	Yes	1.64	0.947
Lake	UMATILLA, CITY OF WWTF	FLA010505	ORL	SJRWMD	Yes	0.3	0.17
Lake	WATER OAK ESTATES WWTP	FLA010529	ORL	SJRWMD	Yes	0.2	0.066
Lake	WOODLEA ROAD WRF	FLA010509	ORL	SJRWMD	Yes	3	1.471
Lee	BONITA SPRINGS EAST WRF	FLA012343	FTM	SFWMD	Yes	4	2.908
Lee	BONITA SPRINGS WEST WRF	FLA014443	FTM	SFWMD	Yes	7	1.723
Lee	CAPE CORAL-EVEREST PARKWAY	FL0030007	FTM	SFWMD	Yes	13.4	6.98
Lee	CAPE CORAL-SOUTHWEST WRF	FLA455458	FTM	SFWMD	Yes	15	6.45
Lee	CITRUS PARK-NORTH	FLA014477	FTM	SFWMD	Yes	0.199	0.094
Lee	CROSS CREEK WWTF	FLA014505	FTM	SFWMD	Yes	0.249	0.095
Lee	EAGLE RIDGE WWTF	FLA014498	FTM	SFWMD	Yes	0.318	0.208
Lee	FGUA-DEL PRADO WWTF	FLA014548	FTM	SFWMD	Yes	4.25	2.823
Lee	FGUA-LAKE FAIRWAYS FFEC SIX	FLA014463	FTM	SFWMD	Yes	0.3	0.14
Lee	FGUA-LEHIGH ACRES WWTP	FLA014565	FTM	SFWMD	Yes	3	2.011
Lee	FGUA-SOUTH SEAS PLANTATION WWTF	FLA014686	FTM	SFWMD	Yes	0.264	0.14
Lee	FIDDLESTICKS COUNTRY CLUB	FLA014484	FTM	SFWMD	Yes	0.15	0.067
Lee	FOREST UTILITIES WWTF	FLA014478	FTM	SFWMD	Yes	0.8	0.411
Lee	FORT MYERS CENTRAL WWTF	FL0021261	FTM	SFWMD	Yes	11	5.81
Lee	FORT MYERS SOUTH AWWT FACILITY	FL0021270	FTM	SFWMD	No	12	9.95
Lee	GASPARILLA ISLAND WWTF	FLA014641	FTM	SWFWMD	Yes	0.705	0.379
Lee	HUNTER'S RIDGE WWTF	FLA014541	FTM	SFWMD	Yes	0.1	0.0462575
Lee	LEE CO.-FIESTA VILLAGE	FL0039829	FTM	SFWMD	Yes	5	3.137
Lee	LEE CO.-FORT MYERS BEACH	FLA144215	FTM	SFWMD	Yes	6	3.287
Lee	LEE CO.-GATEWAY WRF	FLA014542	FTM	SFWMD	Yes	3	1.396
Lee	LEE CO.-PINE ISLAND WWTF	FLA176460	FTM	SFWMD	Yes	0.492	0.123
Lee	LEE CO.-THREE OAKS WWTF	FLA145190	FTM	SFWMD	Yes	6	3.267
Lee	SANIBEL-DONAX WRF	FLA014430	FTM	SFWMD	Yes	2.375	1.356
Leon	TALLAHASSEE, CITY OF-T.P. SMITH WWTF	FLA010139	PEN	NFWWMD	Yes	26.5	19.342
Leon	TALQUIN-KILLEARN LAKES WWTF	FLA010173	PEN	NFWWMD	Yes	0.7	0.533
Leon	TALQUIN-LAKE JACKSON	FLA010171	PEN	NFWWMD	Yes	0.5	0.289
Leon	TALQUIN-MEADOWS-AT-WOODRUN WWTF	FLA010159	PEN	NFWWMD	Yes	0.098	0.052
Leon	TALQUIN-SANDSTONE RANCH WWTF	FLA010167	PEN	NFWWMD	Yes	0.0707	0.045
Levy	CEDAR KEY WRF	FL0031216	JAX	SRWMD	Yes	0.18	0.092
Levy	CHIEFLAND WWTF	FLA011648	JAX	SRWMD	Yes	0.475	0.239
Levy	WILLISTON WWTF	FLA012612	JAX	SWFWMD	Yes	0.45	0.199
Liberty	BRISTOL, CITY OF WWTF	FLA284602	PEN	NFWWMD	Yes	0.25	0.116

Florida Department of Environmental Protection
2018 Reuse Inventory

County	Facility Name	WAFR ID	DEP	WMD	Reuse?	WWTF Capacity (mgd)	WWTF Flow (mgd)
Liberty	LIBERTY CORRECTIONAL INSTITUTION	FLA010179	PEN	NFWWMD	Yes	0.28	0.179
Madison	GREENVILLE, TOWN OF	FLA011658	JAX	SRWMD	Yes	0.15	0.094
Madison	MADISON WWTF	FLA116572	JAX	SRWMD	Yes	1.37	0.721
Manatee	BRADENTON WWTF	FL0021369	TPA	SWFWMD	Yes	9	5.44
Manatee	MANATEE-NORTH WRF	FLA012617	TPA	SWFWMD	Yes	7.5	3.6
Manatee	MANATEE-SOUTHEAST WRF	FLA012618	TPA	SWFWMD	Yes	11	7.3
Manatee	MANATEE-SOUTHWEST WRF	FLA012619	TPA	SWFWMD	Yes	15	10.2
Manatee	PALMETTO WWTF	FL0020401	TPA	SWFWMD	Yes	2.4	1.307
Marion	BELLEVIEW, CITY OF WWTP	FLA010678	ORL	SJRWMD	Yes	0.76	0.413
Marion	CITY OF DUNNELLO WWTF	FLA126594	ORL	SWFWMD	Yes	0.335	0.179
Marion	JULIETTE FALLS	FLA490415	ORL	SWFWMD	Yes	0.1	0
Marion	MARION CO.-NW REGIONAL WWTF	FLA272060	ORL	SWFWMD	Yes	0.2	0.0598
Marion	MARION CO.-OAK RUN	FLA012697	ORL	SWFWMD	Yes	1.6	0.848
Marion	MARION CO.-SILVER SPRINGS SHORES	FLA296651	ORL	SJRWMD	Yes	1.5	1.246
Marion	MARION CO.-STONECREST WWTF	FLA010741	ORL	SJRWMD	Yes	0.6	0.189
Marion	MARION CORRECTIONAL INSTITUTION	FLA010789	ORL	SJRWMD	Yes	0.743	0.644
Marion	MARION LANDING	FLA012699	ORL	SWFWMD	Yes	0.095	0.057
Marion	OCALA WRF #1	FLA010677	ORL	SJRWMD	Yes	0	0
Marion	OCALA WRF #2	FLA010680	ORL	SJRWMD	Yes	6.63	3.385
Marion	OCALA WRF #3	FLA190268	ORL	SWFWMD	Yes	4	2.241
Marion	ON TOP OF THE WORLD/BAY LAUREL	FLA012683	ORL	SWFWMD	Yes	1.25	0.643
Marion	RAINBOW SPRINGS WRF	FLA012693	ORL	SWFWMD	Yes	0.23	0.129
Marion	ROLLING GREENS	FLA010757	ORL	SJRWMD	Yes	0.25	0.055
Martin	INDIANTOWN WWTF	FLA029939	WPB	SFWMD	Yes	0.75	0.389
Martin	MARTIN CO. UTILITIES-NORTH WWTF	FLA043192	WPB	SFWMD	Yes	2.76	1.397
Martin	MARTIN CO.-TROPICAL FARMS WWTF	FL0043214	WPB	SFWMD	Yes	5.9	3.617
Martin	MARTIN CORRECTIONAL INSTITUTION	FLA013881	WPB	SFWMD	Yes	0.37	0.277
Martin	SAILFISH POINT WWTF	FLA017466	WPB	SFWMD	Yes	0.25	0.0805
Martin	SOUTH MARTIN REGIONAL UTILITY	FLA013859	WPB	SFWMD	Yes	1.4	0.843
Martin	STUART, CITY OF WWTF	FLA041459	WPB	SFWMD	Yes	4	1.789
Miami-Dade	AMERICANA VILLAGE CONDOMINIUM ASSOCIATION, INC.	FLA013641	WPB	SFWMD	No	0.2	0.108
Miami-Dade	CRICKET CLUB CONDOMINIUM	FLA013637	WPB	SFWMD	No	0.105	0.068
Miami-Dade	HOMESTEAD, CITY OF WWTF	FLA013609	WPB	SFWMD	Yes	4.5	4.562
Miami-Dade	MDWASD CENTRAL DISTRICT	FL0024805	WPB	SFWMD	Yes	143	105.66
Miami-Dade	MDWASD NORTH DISTRICT WWTP	FL0032182	WPB	SFWMD	Yes	120	89.92
Miami-Dade	MDWASD SOUTH DISTRICT WWTF	FLA042137	WPB	SFWMD	Yes	112.5	99.87
Monroe	BIG COPPITT WWTF	FLA567591	FTM	SFWMD	Yes	0.411	0.188

Florida Department of Environmental Protection
2018 Reuse Inventory

County	Facility Name	WAFR ID	DEP	WMD	Reuse?	WWTF Capacity (mgd)	WWTF Flow (mgd)
Monroe	BOCA CHICA NAVAL AIR STATION	FLA147117	FTM	SFWMD	No	0.4	0.051
Monroe	DUCK KEY WWTP	FLA014772	FTM	SFWMD	Yes	0.274	0.14
Monroe	KEY COLONY BEACH, CITY OF WWTF	FLA014720	FTM	SFWMD	Yes	0.34	0.16
Monroe	KEY HAVEN UTILITY	FLA014867	FTM	SFWMD	No	0.2	0.158
Monroe	KEY LARGO WWTF	FLA370967	FTM	SFWMD	No	2.3	1.64
Monroe	KEY WEST RESORT UTILITY	FLA014951	FTM	SFWMD	Yes	0.849	0.531
Monroe	KEY WEST-RICHARD A. HEYMAN WWTF	FLA147222	FTM	SFWMD	No	10	4.07
Monroe	MARATHON AREA 3 WWTF	FLA642851	FTM	SFWMD	Yes	0.25	0.153
Monroe	MARATHON AREA 4 WWTF	FLA550973	FTM	SFWMD	Yes	0.4	0.245
Monroe	MARATHON AREA 5 WWTF	FLA187364	FTM	SFWMD	Yes	0.45	0.241
Monroe	MARATHON AREA 7 WWTF	FLA705250	FTM	SFWMD	Yes	0.2	0.046
Monroe	MARATHON, CITY OF-AREA 6	FLA579033	FTM	SFWMD	No	0.2	0.08
Monroe	NORTH KEY LARGO WWTF AT OCEAN REEF	FLA015009	FTM	SFWMD	Yes	0.499	0.225
Nassau	CALLAHAN, TOWN OF WWTF	FL0038407	JAX	SJRWMD	No	0.3	0.173
Nassau	FERNANDINA BEACH, CITY OF WWTF	FL0027260	JAX	SJRWMD	No	3.5	1.741
Nassau	HILLIARD WWTF	FL0043079	JAX	SJRWMD	Yes	0.48	0.331
Nassau	JEA-NASSAU REGIONAL WWTF	FL0116793	JAX	SJRWMD	Yes	1.55	1.203
Nassau	NASSAU AMELIA UTILITIES WWTF	FLA011688	JAX	SJRWMD	Yes	0.95	0.741
Okaloosa	CRESTVIEW WWTP	FLA010193	PEN	NFWWMD	Yes	2.75	1.6
Okaloosa	DESTIN WATER USERS-GEORGE FRENCH WRF	FLA010194	PEN	NFWWMD	Yes	6	3.323
Okaloosa	FORT WALTON BEACH GENERAL REUSE SERVICE AREA	FLA101923	PEN	NFWWMD	Yes	2.2	0
Okaloosa	HURLBURT FIELD AIR FORCE BASE	FL0003174	PEN	NFWWMD	Yes	1	0.558
Okaloosa	JERRY D. MITCHEM WRF AT BOB SIKES IND. PARK	FLA010181	PEN	NFWWMD	Yes	0.391	0.116
Okaloosa	MARY ESTHER, CITY OF WWTP	FLA010191	PEN	NFWWMD	Yes	1.1	0.441
Okaloosa	NICEVILLE NV REGIONAL WWTP	FLA010185	PEN	NFWWMD	Yes	3.35	2.635
Okaloosa	OKALOOSA CORRECTIONAL WTP	FLA010202	PEN	NFWWMD	Yes	0.225	0.166
Okaloosa	OKALOOSA-ARBENNIE PRITCHETT WRF	FLA485942	PEN	NFWWMD	Yes	12	6.905
Okaloosa	OKALOOSA-RUSSELL STEPHENSON	FLA010182	PEN	NFWWMD	Yes	0.98	0.543
Okeechobee	OKEECHOBEE CORRECTIONAL INSTTUTION	FLA013940	WPB	SFWMD	Yes	0.2	0.17
Okeechobee	OKEECHOBEE WWTF	FLA013888	WPB	SFWMD	Yes	3	0.46
Orange	APOPKA WRF-PROJECT ARROW	FLA010818	ORL	SJRWMD	Yes	4.5	3.477
Orange	FAIRWAYS COUNTRY CLUB	FLA010823	ORL	SJRWMD	Yes	0.15	0.146
Orange	GULFSTREAM HARBOR MOBILE HOME PARK	FLA010835	ORL	SJRWMD	Yes	0.1	0.056
Orange	OCOEE WWTF	FLA010815	ORL	SJRWMD	Yes	3	1.74
Orange	OCUD-EASTERN WRF	FL0038849	ORL	SJRWMD	Yes	19	19.266
Orange	OCUD-NORTHWEST WRF	FLA010798	ORL	SJRWMD	Yes	11.25	6.238
Orange	OCUD-SOUTH WRF	FLA107972	ORL	SFWMD	Yes	43	24.947

Florida Department of Environmental Protection
2018 Reuse Inventory

County	Facility Name	WAFR ID	DEP	WMD	Reuse?	WWTF Capacity (mgd)	WWTF Flow (mgd)
Orange	ORLANDO- CONSERV II WRF	FLA010814	ORL	SFWMD	Yes	25	15.872
Orange	ORLANDO-WATER CONSERV I	FLA010816	ORL	SFWMD	Yes	7.5	5.03
Orange	REEDY CREEK IMPROVEMENT DISTRICT	FLA108219	ORL	SFWMD	Yes	20	14.211
Orange	ROCK SPRINGS MOBILE HOME PARK	FLA010871	ORL	SJRWMD	Yes	0.15	0.082
Orange	WEDGEFIELD WWTF	FLA010900	ORL	SJRWMD	Yes	0.33	0.214
Orange	WINTER GARDEN WWTF	FL0020109	ORL	SJRWMD	Yes	4.75	3.14
Orange	WINTER PARK ESTATES WWTF	FLA010819	ORL	SJRWMD	Yes	0.75	0.499
Osceola	KISSIMMEE GOOD SAMARITAN RETIREMENT VILLAGE	FLA010974	ORL	SFWMD	Yes	0.3	0.164
Osceola	ST. CLOUD-SOUTHSIDE #2 WWTF	FLA010962	ORL	SFWMD	Yes	6	3.769
Osceola	TOHO-CAMELOT WRF	FLA010983	ORL	SFWMD	Yes	5	4.037
Osceola	TOHO-CYPRESS WEST	FLA109843	ORL	SFWMD	Yes	3	2.977
Osceola	TOHO-HARMONY WWTF	FLA267872	ORL	SFWMD	Yes	0.499	0.148
Osceola	TOHO-LAKE MARION	FLA010979	ORL	SFWMD	Yes	1.5	1.494
Osceola	TOHO-PARKWAY	FLA010960	ORL	SFWMD	Yes	1.5	0.95
Osceola	TOHO-SANDHILL ROAD	FLA010958	ORL	SFWMD	Yes	6	4.636
Osceola	TOHO-SOUTH BERMUDA WRF	FLA010957	ORL	SFWMD	Yes	13	11.42
Osceola	TOHO-WALNUT	FL0036862	ORL	SFWMD	Yes	0.85	0.786
Palm Beach	BOCA RATON, CITY OF WWTF	FL0026344	WPB	SFWMD	Yes	17.5	15.24
Palm Beach	LOXAHATCHEE RIVER DISTRICT	FL0034649	WPB	SFWMD	Yes	11	6.83
Palm Beach	PALM BEACH CO SOUTHERN REGION WRF	FL0041424	WPB	SFWMD	Yes	35	20.95
Palm Beach	PALM BEACH CO.-CENTRAL REGION RWF	FL0471275	WPB	SFWMD	Yes	3	0.194
Palm Beach	PALM BEACH CO.-WESTERN REGION NORTH WWTF	FLA136778	WPB	SFWMD	Yes	1.2	1.126
Palm Beach	PALM BEACH CO.-WESTERN REGION WWTF	FLA027740	WPB	SFWMD	Yes	6.5	2.566
Palm Beach	SEACOAST UTILITIES PGA	FL0038768	WPB	SFWMD	Yes	12	9.17
Palm Beach	SOUTH CENTRAL REGIONAL WWTP	FL0035980	WPB	SFWMD	Yes	24	17
Palm Beach	WELLINGTON WWTP (ACME)	FLA042595	WPB	SFWMD	Yes	6.5	3.58
Palm Beach	WEST PALM BEACH-EAST CENTRAL REGIONAL WWTP	FLA041360	WPB	SFWMD	Yes	70	44.34
Pasco	DADE CITY WWTP	FLA012742	TPA	SWFWMD	Yes	1.5	0.682
Pasco	FGUA-JASMINE LAKES WWTF	FLA012768	TPA	SWFWMD	Yes	0.308	0.234
Pasco	FGUA-PALM TERRACE GARDENS WWTF	FLA012773	TPA	SWFWMD	Yes	0.13	0.107
Pasco	FGUA-SEVEN SPRINGS WWTF	FLA012752	TPA	SWFWMD	Yes	2.5	1.78
Pasco	FOREST LAKE ESTATES WWTP	FLA012801	TPA	SWFWMD	Yes	0.216	0.042
Pasco	NEW PORT RICHEY CITY OF WWTF	FL0127434	TPA	SWFWMD	Yes	7.5	5.578
Pasco	PASCO CO.-EMBASSY HILLS	FLA012735	TPA	SWFWMD	Yes	3.5	1.412
Pasco	PASCO CO.-LAND O'LAKES SUBREGIONAL WWTF	FLA012731	TPA	SWFWMD	Yes	3.5	2.391
Pasco	PASCO CO.-SHADY HILLS SUBREGIONAL WWTF	FLA012741	TPA	SWFWMD	Yes	14	8.661
Pasco	PASCO CO.-SOUTHEAST PASCO SUBREGIONAL WWTF	FLA012737	TPA	SWFWMD	Yes	3	2.417

Florida Department of Environmental Protection
2018 Reuse Inventory

County	Facility Name	WAFR ID	DEP	WMD	Reuse?	WWTF Capacity (mgd)	WWTF Flow (mgd)
Pasco	PASCO CO.-WESLEY CENTER SUBREGIONAL WWTF	FLA016094	TPA	SWFWMD	Yes	6	5.065
Pasco	TRAVELER'S REST RV RESORT	FLA012831	TPA	SWFWMD	Yes	0.1	0.045
Pasco	ZEPHYRHILLS, CITY OF	FLA012744	TPA	SWFWMD	Yes	4.5	1.593
Pinellas	CLEARWATER CITY OF EAST WRF	FL0021865	TPA	SWFWMD	Yes	5	2.66
Pinellas	CLEARWATER CITY OF MARSHALL STREET AWWTP	FL0021857	TPA	SWFWMD	Yes	10	5.8
Pinellas	CLEARWATER CITY OF NORTHEAST WRF	FL0128937	TPA	SWFWMD	Yes	13.5	6.47
Pinellas	DUNEDIN, CITY OF-MAINLAND WWTF	FL0021326	TPA	SWFWMD	Yes	6	4.2
Pinellas	LARGO, CITY OF	FL0026603	TPA	SWFWMD	Yes	18	11.96
Pinellas	MID-COUNTY WWTF	FL0034789	TPA	SWFWMD	No	0.9	0.78
Pinellas	OLDSMAR, CITY OF AWWTF	FL0027651	TPA	SWFWMD	Yes	2.25	1.625
Pinellas	ON TOP OF THE WORLD	FLA012905	TPA	SWFWMD	Yes	0.6	0.466
Pinellas	PINELLAS CO.-SOUTH CROSS BAYOU	FL0040436	TPA	SWFWMD	Yes	33	23.46
Pinellas	PINELLAS CO.-WILLIAM E. DUNN WATER RECLAMATION FACILITY	FL0128775	TPA	SWFWMD	Yes	9	6.61
Pinellas	ST. PETERSBURG NORTHEAST WRF	FLA128856	TPA	SWFWMD	Yes	16	8.056
Pinellas	ST. PETERSBURG NORTHWEST WRF	FLA128821	TPA	SWFWMD	Yes	20	9.841
Pinellas	ST. PETERSBURG SOUTHWEST WRF	FLA128848	TPA	SWFWMD	Yes	20	15.73
Pinellas	TARPON SPRINGS WWTF	FL0030406	TPA	SWFWMD	Yes	4	1.97
Polk	AUBURNDALE, CITY OF-ALLRED WWTP	FL0021466	TPA	SWFWMD	Yes	1.4	0.522
Polk	AUBURNDALE, CITY OF-REGIONAL WWTP	FLA016559	TPA	SWFWMD	Yes	2.67	1.424
Polk	AVON PARK CORRECTIONAL INSTITUTE	FL0040029	TPA	SFWMD	No	0.5	0.273
Polk	BARTOW, CITY OF	FLA012976	TPA	SWFWMD	Yes	4	2.588
Polk	CARDINAL HILL WWTF	FLA489093	TPA	SWFWMD	Yes	0.285	0.153
Polk	CAREFREE RV COUNTRY CLUB WWTF	FLA013093	TPA	SWFWMD	Yes	0.075	0.024
Polk	CITY OF DAVENPORT WWTP	FLA377392	TPA	SWFWMD	Yes	0.525	0.166
Polk	CITY OF FORT MEADE WWTF	FLA016529	TPA	SWFWMD	Yes	1	0.534
Polk	CITY OF LAKE ALFRED WWTF	FLA012975	TPA	SWFWMD	Yes	0.9	0.47
Polk	CYPRESS LAKES WWTP	FLA013123	TPA	SWFWMD	Yes	0.19	0.105
Polk	DUNDEE REGIONAL WWTF	FLA180416	TPA	SWFWMD	Yes	0.7	0.13
Polk	FROSTPROOF, CITY OF WWTF	FLA012983	TPA	SWFWMD	Yes	0.25	0.173
Polk	GOLD COAST UTILITY WWTF	FLA110434	TPA	SFWMD	Yes	0.25	0.1114
Polk	GRENELEFE UTILITIES	FLA013016	TPA	SWFWMD	Yes	0.34	0.138
Polk	HAINES CITY	FLA012977	TPA	SWFWMD	Yes	2.97	1.794
Polk	LAKE WALES, CITY OF WWTP	FLA129844	TPA	SWFWMD	Yes	2.19	1.139
Polk	LAKELAND, CITY OF-GLENDALE WRF	FL0039772	TPA	SWFWMD	Yes	13.7	10.68
Polk	LAKELAND, CITY OF-NORTHSIDE WRF	FLA012985	TPA	SWFWMD	Yes	8	4.07
Polk	MULBERRY CITY OF	FL0020338	TPA	SWFWMD	Yes	0.75	0.25
Polk	OUTDOOR RESORTS AT ORLANDO WWTF	FLA011047	TPA	SWFWMD	Yes	0.125	0.122

Florida Department of Environmental Protection
2018 Reuse Inventory

County	Facility Name	WAFR ID	DEP	WMD	Reuse?	WWTF Capacity (mgd)	WWTF Flow (mgd)
Polk	POLK CO.-NORTHEAST REGIONAL	FLA012967	TPA	SWFWMD	Yes	4.75	3.267
Polk	POLK CO.-NORTHWEST REGIONAL	FLA178667	TPA	SWFWMD	Yes	1.515	0.887
Polk	POLK CO.-SOUTHWEST REGIONAL WWTP	FLA012954	TPA	SWFWMD	Yes	4	1.963
Polk	POLK CO.-SUN RAY WWTF	FLA012949	TPA	SWFWMD	Yes	1	0.367
Polk	POLK CO.-WAVERLY WWTF	FLA012968	TPA	SWFWMD	Yes	0.13	0.029
Polk	POLK CORRECTIONAL INSTITUTION WWTF	FLA013360	TPA	SWFWMD	Yes	0.313	0.146
Polk	STREAMSONG WWTF	FLA760838	TPA	SWFWMD	Yes	0.1	0.024
Polk	SWEETWATER GOLF & TENNIS CLUB WWTP	FLA013082	TPA	SWFWMD	Yes	0.07	0.0512
Polk	SWISS GOLF CLUB WWTF	FLA013103	TPA	SWFWMD	Yes	0.176	0.088
Polk	SWISS VILLAGE WWTF	FLA013102	TPA	SWFWMD	Yes	0.141	0.05
Polk	WINTER HAVEN, CITY OF WWTP #2	FLA129747	TPA	SWFWMD	Yes	1.7	0.898
Polk	WINTER HAVEN, CITY OF WWTP #3	FL0036048	TPA	SWFWMD	Yes	7.5	4.3
Putnam	CRESCENT CITY, CITY OF	FL0021610	JAX	SJRWMD	Yes	0.35	0.105
Putnam	EAST PUTNAM COUNTY REGIONAL WWTF	FLA667757	JAX	SJRWMD	Yes	0.24	0.143
Putnam	PALATKA, CITY OF	FL0040061	JAX	SJRWMD	Yes	3.5	1.994
Putnam	RIVER PARK MHP	FLA117218	JAX	SJRWMD	Yes	0.1	0.0331
Santa Rosa	HIGHWAY 191 (SUNDIAL UTILITIES)	FLA016779	PEN	NFWFMD	Yes	0.25	0.088
Santa Rosa	HOLLEY WRF	FLA548464	PEN	NFWFMD	Yes	0.147	0.017
Santa Rosa	HOLLEY-NAVARRE WWTF	FLA010211	PEN	NFWFMD	Yes	2.99	1.46
Santa Rosa	JAY, TOWN OF WWTP	FLA010206	PEN	NFWFMD	Yes	0.12	0.056
Santa Rosa	MILTON WWTF	FL0021903	PEN	NFWFMD	Yes	2.5	1.963
Santa Rosa	PACE WATER SYSTEM, INC. WWTF	FL0102202	PEN	NFWFMD	Yes	2.1	1.412
Santa Rosa	SANTA ROSA CO.-NAVARRE BEACH WWTF	FL0023981	PEN	NFWFMD	Yes	0.9	0.315
Santa Rosa	SOUTH SANTA ROSA UTILITY SYSTEM WWTF (TIGER POINT)	FLA010212	PEN	NFWFMD	Yes	3.5	1.569
Sarasota	CAMELOT LAKES	FLA013390	FTM	SWFWMD	Yes	0.168	0.066
Sarasota	NORTH PORT, CITY OF WWTF	FLA013378	FTM	SWFWMD	Yes	4.99	2.5
Sarasota	SARASOTA CO.-BEE RIDGE	FLA013372	FTM	SWFWMD	Yes	8.7	6.8
Sarasota	SARASOTA CO.-CENTRAL COUNTY WRF	FLA013455	FTM	SWFWMD	Yes	5.2	4.3
Sarasota	SARASOTA CO.-VENICE GARDENS	FLA043494	FTM	SWFWMD	Yes	3	2.26
Sarasota	SARASOTA, CITY OF AWWTP	FL0040771	FTM	SWFWMD	Yes	10.2	7.02
Sarasota	SIESTA KEY UTILITIES AUTHORITY	FL0025755	TPA	SWFWMD	No	2.7	0.64
Sarasota	VENICE, CITY OF-EASTSIDE WRF	FL0041441	FTM	SWFWMD	Yes	8	3.156
Seminole	ALTAMONTE SPRINGS REGIONAL WRF (PROJECT APRICOT)	FL0033251	ORL	SJRWMD	Yes	12.5	7.19
Seminole	CASSELBERRY WRF	FLA011066	ORL	SJRWMD	Yes	2.2	0.919
Seminole	FGUA-CHULUOTA WWTF	FLA011076	ORL	SJRWMD	Yes	0.15	0.156
Seminole	ORLANDO-IRON BRIDGE	FL0037966	ORL	SJRWMD	Yes	40	23
Seminole	OVIEDO WRF	FLA011074	ORL	SJRWMD	Yes	2.4	1.565

Florida Department of Environmental Protection
2018 Reuse Inventory

County	Facility Name	WAFR ID	DEP	WMD	Reuse?	WWTF Capacity (mgd)	WWTF Flow (mgd)
Seminole	PALM VALLEY MHP WWTF	FLA011085	ORL	SJRWMD	Yes	0.15	0.068
Seminole	SANFORD-NORTH WWTF	FL0020141	ORL	SJRWMD	Yes	7.3	5.668
Seminole	SANFORD-SOUTH WRF #2	FLA181714	ORL	SJRWMD	Yes	3	1.134
Seminole	SEMINOLE CO.-GREENWOOD LAKES	FLA011086	ORL	SJRWMD	Yes	3	2.192
Seminole	SEMINOLE CO.-NORTHWEST	FLA042625	ORL	SJRWMD	Yes	3.5	2.379
Seminole	SHADOW HILLS	FLA011105	ORL	SJRWMD	Yes	0.47	0.255
Seminole	WEKIVA HUNT CLUB WWTF	FL0036251	ORL	SJRWMD	Yes	2.9	3.063
Seminole	WINTER SPRINGS EAST WWTF	FLA011068	ORL	SJRWMD	Yes	2.012	1.04
Seminole	WINTER SPRINGS WEST WWTF	FLA011067	ORL	SJRWMD	Yes	2.07	1.43
St. Johns	HASTINGS, TOWN OF WWTF	FL0042315	JAX	SJRWMD	No	0.12	0.106
St. Johns	JEA-PONCE DE LEON WRF	FLA011773	JAX	SJRWMD	Yes	0.24	0.041
St. Johns	JEA-PONTE VEDRA WRF	FL0117951	JAX	SJRWMD	Yes	0.8	0.444
St. Johns	NORTH BEACH UTILITIES	FLA011765	JAX	SJRWMD	Yes	0.3	0.299
St. Johns	ST. AUGUSTINE WWTF #1	FL0021938	JAX	SJRWMD	Yes	4.95	3.955
St. Johns	ST. JOHNS CO.-ANASTASIA ISLAND WWTF	FL0038831	JAX	SJRWMD	Yes	4.95	2.731
St. Johns	ST. JOHNS CO.-INNLET BEACH WWTF	FL0044237	JAX	SJRWMD	Yes	0.5	0.308
St. Johns	ST. JOHNS CO.-MAINLAND (S.R. 207)	FL0117471	JAX	SJRWMD	Yes	0.25	0.167
St. Johns	ST. JOHNS CO.-MARSH LANDING WWTF	FL0044253	JAX	SJRWMD	Yes	0.8	0.573
St. Johns	St. JOHNS CO.-NORTHWEST WWTP	FL0670651	JAX	SJRWMD	Yes	3.1	1.121
St. Johns	ST. JOHNS CO.-PLAYERS CLUB SOUTH	FL0044245	JAX	SJRWMD	Yes	0.7	0.436
St. Johns	ST. JOHNS CO.-SAWGRASS WWTF	FL0117897	JAX	SJRWMD	Yes	1.5	0.82
St. Johns	St. JOHNS CO.-STATE ROAD 16 WWTF	FL0043109	JAX	SJRWMD	Yes	1.5	0.526
St. Lucie	FORT PIERCE UTILITY AUTHORITY WWTF	FL0027278	WPB	SFWMD	Yes	10	5.5625
St. Lucie	HARBOUR RIDGE WWTF	FLA013986	WPB	SFWMD	Yes	0.12	0.067
St. Lucie	ISLAND DUNES WWTF	FLA013980	WPB	SFWMD	Yes	0.12	0.022
St. Lucie	MEADOWOOD COMMUNITY ASSOCIATION, INC. WWTF (PANTHERWOODS)	FLA013982	WPB	SFWMD	Yes	0.105	0.061
St. Lucie	PORT ST LUCIE-GLADES WWTF	FLA326321	WPB	SFWMD	No	12	3.949
St. Lucie	PORT ST. LUCIE UTILITY WESTPORT WWTF	FLA139653	WPB	SFWMD	Yes	6	4.167
St. Lucie	SAVANNA CLUB	FLA013958	WPB	SFWMD	Yes	0.15	0.052
St. Lucie	SPANISH LAKES COUNTRY CLUB	FLA013977	WPB	SFWMD	Yes	0.16	0.091
St. Lucie	SPANISH LAKES FAIRWAYS WWTF	FLA013998	WPB	SFWMD	Yes	0.25	0.112
St. Lucie	ST. LUCIE CO.-NORTH (HOLIDAY PINES)	FLA013969	WPB	SFWMD	Yes	0.3	0.064
St. Lucie	ST. LUCIE CO.-NORTH HUTCHINSON	FLA013946	WPB	SFWMD	Yes	0.85	0.213
St. Lucie	ST. LUCIE CO.-SOUTH HUTCHINSON ISLAND	FL0139475	WPB	SFWMD	Yes	1.6	0.343
St. Lucie	ST. LUCIE WEST UTILITIES, INC.	FLA013993	WPB	SFWMD	Yes	2.13	1.384
Sumter	BUSHNELL, CITY OF-DAVID HANSON WWTP	FLA188697	ORL	SFWMD	Yes	0.5	0.323
Sumter	CONTINENTAL COUNTRY CLUB	FLA043699	ORL	SFWMD	Yes	0.2	0.121

Florida Department of Environmental Protection
2018 Reuse Inventory

County	Facility Name	WAFR ID	DEP	WMD	Reuse?	WWTF Capacity (mgd)	WWTF Flow (mgd)
Sumter	SUMTER CORRECTIONAL INSTITUTIONAL	FLA013558	ORL	SWFWMD	Yes	0.35	0.314
Sumter	THE VILLAGES-CENTRAL SUMTER UTILITY WWTF	FLA499951	ORL	SWFWMD	Yes	1.6	1.168
Sumter	THE VILLAGES-LITTLE SUMTER UTILITY CO. WWTF	FLA017133	ORL	SWFWMD	Yes	3	1.781
Sumter	THE VILLAGES-NSU WWTF	FLA281581	ORL	SWFWMD	Yes	2.8	2.1
Sumter	WILDWOOD, CITY OF WWTF	FLA013497	ORL	SWFWMD	Yes	3.55	1.294
Suwannee	ADVENT CHRISTIAN VILLAGE	FLA011819	JAX	SRWMD	Yes	0.15	0.044
Suwannee	BRANFORD WWTF	FLA011806	JAX	SRWMD	Yes	0.099	0.056
Suwannee	LIVE OAK, CITY OF WWTF	FLA011805	JAX	SRWMD	Yes	1.82	0.953
Taylor	PERRY, CITY OF	FL0026387	JAX	SRWMD	Yes	1.25	0.937
Taylor	TAYLOR CORRECTIONAL INSTITUTION	FLA011831	JAX	SRWMD	Yes	0.4	0.164
Union	LAKE BUTLER, CITY OF WWTF	FLA118338	JAX	SRWMD	Yes	0.7	0.54
Volusia	DAYTONA BEACH-BETHUNE POINT WRF	FL0025984	ORL	SJRWMD	Yes	13	5.3
Volusia	DAYTONA BEACH-WESTSIDE REGIONAL WRF	FL0111392	ORL	SJRWMD	Yes	15	7.8
Volusia	DELAND-WILEY M. NASH WRF	FL0020303	ORL	SJRWMD	Yes	6	3.47
Volusia	DELTONA EASTERN WRF	FLA709883	ORL	SJRWMD	Yes	1	0.467
Volusia	DELTONA LAKES WRF	FLA111724	ORL	SJRWMD	Yes	1.4	0.68
Volusia	EDGEWATER, CITY OF WWTF	FL0021431	ORL	SJRWMD	Yes	2.75	1.71
Volusia	HOLLY HILL WWTF	FL0027677	ORL	SJRWMD	Yes	2.4	2.03
Volusia	NEW SMYRNA BEACH WRF	FL0172090	ORL	SJRWMD	Yes	7	3.54
Volusia	NORTH PENINSULA UTILITIES WWTF (SEABRIDGE)	FLA011188	ORL	SJRWMD	Yes	0.181	0.047
Volusia	ORMOND BEACH WWTF	FL0020532	ORL	SJRWMD	Yes	8	4.85
Volusia	PORT ORANGE WWTF	FL0020559	ORL	SJRWMD	Yes	12	6.16
Volusia	TYMBER CREEK	FLA011193	ORL	SJRWMD	Yes	0.131	0.07
Volusia	VCUD-HALIFAX PLANTATION WWTF	FLA011131	ORL	SJRWMD	Yes	0.3	0.175
Volusia	VCUD-SOUTHEAST REGIONAL	FLA017413	ORL	SJRWMD	Yes	0.6	0.219
Volusia	VCUD-SOUTHWEST REGIONAL WWTF	FLA011128	ORL	SJRWMD	Yes	2.341	1.431
Volusia	VCUD-SOUTHWEST WWTF-2	FLA011121	ORL	SJRWMD	Yes	0.6	0.177
Wakulla	ST. MARKS WWTF	FLA102318	PEN	NFWWMD	Yes	0.1	0.037
Wakulla	WAKULLA CO. WWTF	FLA010225	PEN	NFWWMD	Yes	0.6	0.657
Wakulla	WINCO UTILITIES, INC.	FLA016544	PEN	NFWWMD	Yes	0.495	0.293
Walton	DEFUNIAK SPRINGS, CITY OF WWTP	FLA102440	PEN	NFWWMD	Yes	1.5	0.731
Walton	FREEPORT, CITY OF WWTF	FLA010245	PEN	NFWWMD	Yes	0.6	0.343
Walton	SOUTH WALTON UTILITY	FL0102482	PEN	NFWWMD	Yes	2.75	1.52366
Walton	WALTON CO.-POINT WASHINGTON WWTP	FLA010252	PEN	NFWWMD	Yes	4	1.357
Walton	WALTON CO.-SANDESTIN WWTP	FLA010251	PEN	NFWWMD	Yes	4	1.721
Walton	WALTON CO.-SEACREST WWTP	FLA183555	PEN	NFWWMD	Yes	2	0.294
Walton	WALTON CORRECTIONAL INSTITUTION	FLA010254	PEN	NFWWMD	Yes	0.225	0.171

Florida Department of Environmental Protection
2018 Reuse Inventory

County	Facility Name	WAFR ID	DEP	WMD	Reuse?	WWTF Capacity (mgd)	WWTF Flow (mgd)
Walton	WALTON COUNTY COMMERCE PARK AT MOSSY HEAD	FLA689637	PEN	NWFWMD	Yes	0.25	0.0219
Washington	CHIPLEY WWTF	FLA027570	PEN	NWFWMD	Yes	1.2	0.46
Washington	HARVEST WWTF	FLA010262	PEN	NWFWMD	Yes	0.01	0.002
Washington	NORTHWEST FLORIDA RECEPTION CENTER WWTF	FLA010260	PEN	NWFWMD	Yes	0.465	0.312
Washington	VERNON, CITY OF WWTP	FLA102563	PEN	NWFWMD	Yes	0.21	0.07
Totals						2,583.49	1,661.77