

# ***2020 Reuse Inventory***

**Division of Water Resource Management**  
**Florida Department of Environmental Protection**  
*March 2021*



## Table of Contents

Abbreviations Used in the Reuse Inventory Report and Appendices .....	iii
Definitions of Terms in the Reuse Inventory Report and Appendices .....	v
Purpose.....	1
Inventory Design.....	1
Results.....	2
Reuse Facilities .....	2
Disposal Facilities.....	3
All Facilities.....	3
Supplemental Water Supplies .....	14
Efficient and Effective Water Reuse .....	14
Water Resource Caution Areas .....	19
Cross-Connection Control .....	19
Previous Inventories and Trends.....	20
Reuse Webpage.....	23
References.....	23
Appendices.....	26
Appendix A. Reuse Systems in the Inventory .....	27
Appendix B. Domestic Wastewater Treatment Facilities That Reported Providing Reuse .....	41
Appendix C. Supplemental Water Supplies .....	57
Appendix D. Reclaimed Water Utilization.....	60
Appendix E. Public Access Reuse Customers and Cooling Towers .....	93
Appendix F. Domestic Wastewater Treatment Facilities (0.1 mgd and greater) with No Reuse.....	108
Appendix G. Cross-Connection Control Activities .....	110
Appendix H. All Domestic Wastewater Treatment Facilities Included in the 2019 Reuse Inventory Report.....	126

## List of Tables

Table 1a. Summary of Reuse Facilities/Systems and Reuse Customers	
- Information by DEP District.....	4
Table 1b. Summary of Reuse Facilities/Systems and Reuse Customers	
- Information by Water Management District .....	4
Table 2. Summary of Reuse Activities .....	5
Table 3a. Reuse Flows for Reuse Types by DEP District .....	7
Table 3b. Reuse Flows for Reuse Types by Water Management District .....	7
Table 4a. Capacity and Flow Ratios by DEP District.....	8
Table 4b. Capacity and Flow Ratios by Water Management District .....	8
Table 5. County Capacity and Flow Ratios .....	9
Table 6. Per Capita Reuse Information.....	11
Table 7a. Summary of Offset and Recharge Flows by DEP District .....	15
Table 7b. Summary of Offset and Recharge Flows by Water Management District .....	15
Table 7c. County Offset and Recharge Flows Due to Water Reuse.....	16
Table 8. Reuse Activity in Water Resource Caution Areas.....	19
Table 9. Summary of DEP Reuse Inventories (1998 to Present).....	21

## List of Figures

Figure 1: Reclaimed Water Utilization by Flow.....	6
Figure 2: Map of Per Capita Reuse Flow by County.....	13
Figure 3: Florida's Reuse Growth.....	22

## ***Abbreviations Used in the Reuse Inventory Report and Appendices***

### **DEP District Offices**

NED	Northeast District (Jacksonville)
NWD	Northwest District (Pensacola)
CD	Central District (Orlando)
SED	Southeast District (West Palm Beach)
SWD	Southwest District (Temple Terrace)
SD	South District (Fort Myers)

### **Water Management Districts**

NWFWMD	Northwest Florida (Havana)
SFWMD	South Florida (West Palm Beach)
SJRWMD	St. Johns River (Palatka)
SRWMD	Suwannee River (Live Oak)
SWFWMD	Southwest Florida (Brooksville)

### **Disinfection Levels**

HI	High-level disinfection, as described in section 62-600.440(5), Florida Administrative Code (F.A.C.)
IM	Intermediate disinfection, as described in section 62-600.440(6), F.A.C.
BA	Basic disinfection, as described in section 62-600.440(4), F.A.C.
LL	Low-level disinfection, as described in section 62-600.440(7), F.A.C.
HB	Combination of high-level and basic disinfection
NA	Information not available

### **Reuse Types**

PAA&LI	Public Access Areas & Landscape Irrigation
AI	Agricultural Irrigation (including edible crops as well as crops used for feed and fodder grown on sprayfields)
GWR&IPR	Ground Water Recharge & Indirect Potable Reuse
IND	Industrial
TF	Toilet Flushing
FP	Fire Protection

WL	Wetlands
OTH	Other (other permitted uses either not fitting reuse types above or not specified in rule)

**Reuse Sub-Types**

GCI	Golf Course Irrigation
RI	Residential Irrigation
OPAA	Other Public Access Areas
EC	Edible Crops
OC	Other Crops (i.e., sprayfields)
RIB	Rapid Infiltration Basins
AF	Absorption Fields
SWA	Surface Water Augmentation
INJ	Injection
ATP	At Treatment Plant
AOF	At Other Facilities
OTH	Other (including decorative fountains, commercial laundries, cleaning of roads and sidewalks, vehicle washing, concrete making, and other permitted uses not specified in rule)

**Parts of Chapter 62-610, F.A.C.**

II	Slow-rate Land Application Systems; Restricted Public Access
III	Slow-rate Land Application Systems; Public Access Areas, Residential Irrigation and Edible Crops
IV	Rapid-rate Land Application Systems (Rapid Infiltration Basins and Absorption Fields)
V	Ground Water Recharge and Indirect Potable Reuse
VII	Industrial Uses of Reclaimed Water

**Charges for Use of Reclaimed Water**

NRES	Non-Residential
RESA	Residential

## ***Definitions of Terms in the Reuse Inventory Report and Appendices***

### **Disposal Types and Sub-Types**

- **Deep Well Injection** – Deep subsurface emplacement of effluent through a well typically permitted under Chapter 62-528, F.A.C., Underground Injection Control (UIC) Program.
- **Surface Water Discharges** – National Pollutant Discharge Elimination System (NPDES) permitted discharge.
- **Wetlands** – NPDES permitted discharge to wetlands when not considered reuse per section 62-610.810(2)(g), F.A.C., is typically permitted under Chapter 62-611, F.A.C., Wetlands Application Rule.
- **Coastal or Estuarine Waters** – NPDES permitted discharge to Class II or Class III predominately marine surface waters.
- **Ocean Outfall** – NPDES permitted discharge to open ocean waters per section 62-600.520, F.A.C.
- **Other Surface Waters** – NPDES permitted discharge to surface waters not otherwise specified, most typically Class III predominately fresh water such as rivers, lakes and streams/canals when not considered reuse pursuant to section 62-610.810, F.A.C.
- **Other** – Methods of effluent disposal not otherwise specified that do not qualify as reuse pursuant to section 62-610.810, F.A.C., including continuously loaded percolation ponds and overland flow systems.

### **Other Definitions** (the following terms are defined for the purposes of this document only)

- **Absorption Field** – A restricted access, slow-rate land application system using subsurface application for recharge to the surficial groundwater.
- **Aquifer Storage and Recovery (ASR)** – The injection of reclaimed water into a subsurface formation for storage and recovery of the stored reclaimed water for beneficial purposes at a later date.
- **Cross-connection** – Any temporary or permanent physical arrangement where a public water supply is connected, either directly or indirectly, with any other water supply system, such as a reclaimed water system.

- **Domestic Wastewater** – Wastewater derived principally from dwellings, business buildings, institutions and the like. Domestic wastewater is also known as sanitary wastewater, sewage, and in some cases municipal wastewater.
- **Feed and Fodder Crops** – Crops such as grass, hay and rye that are cut and carried to domesticated livestock as food.
- **Potable Quality Water Offset** – The amount of potable quality water (Class F-I, G-I or G-II ground water or water meeting drinking water standards) saved through the use of reclaimed water expressed as a percentage of the total reclaimed water used. These percentages for each reuse activity are taken from Table 5 of the 2003 Water Reuse for Florida: Strategies for Effective Use of Reclaimed Water.
- **Public Access Area** – An area that is intended to be accessible to the general public such as golf courses, cemeteries, parks, landscape areas, hotels, motels and highway medians. Public access areas include private property and residential dwellings that are not open to the public at large. General public does not include authorized treatment plant, utilities system or reuse system (e.g., sprayfield site, industrial facility, farm, etc.) personnel.
- **Recharge Fraction** – The portion of reclaimed water used in a reuse system that recharges an underlying potable quality ground water (Class F-I, G-I or G-II ground water) that is used for potable supply, or augments a Class I surface water, expressed as a percentage of the total reclaimed water used.
- **Reclaimed Water** – Water that has received at least secondary treatment and basic disinfection and is reused after flowing out of a domestic wastewater treatment facility.
- **Reuse** – The deliberate application of reclaimed water in compliance with DEP rules for a beneficial purpose. Criteria used to classify projects as "reuse" are contained in section 62-610.810, F.A.C.
- **Reuse Capacity** – The permitted capacity or maximum amount of reclaimed water that a reuse system can accommodate or distribute; capacities are reported in terms of million gallons per day (mgd), unless otherwise noted.
- **Reuse Facility** – A domestic wastewater treatment facility utilized for the purpose of treating, stabilizing or holding wastes that provides reclaimed water to one or more reuse systems.

- **Reuse Flow** – The actual flow or amount of reclaimed water being distributed to a reuse system or utilized for a reuse activity on an average annual basis; flows are reported in terms of mgd unless otherwise noted.
- **Reuse System** – A domestic wastewater facility or multiple facilities utilized for the release of reclaimed water into the environment. Criteria used to classify activities as “reuse” or “effluent disposal” are contained in section 62-610.810, F.A.C. Please note: reuse systems may also, by special contract, send and receive reclaimed water to and from other separately owned, operated and permitted reuse systems.
- **Utility** – An owner/operator of a domestic wastewater treatment facility and/or reuse system. A utility can be a public (e.g., Jacksonville Electric Authority [JEA], Lee County, City of Sanibel, etc.) or private (e.g., Toho Water Authority) entity operating one or more reuse facilities/systems within that entity’s jurisdiction or area.
- **WAFR ID** – Short for Wastewater Facilities Regulation Identification, this number is a unique identification number assigned by DEP to each domestic wastewater treatment facility or master reuse system; it is also the first part of each facility’s permit number. Side note: a WAFR ID beginning with FL0 indicates that a facility has NPDES-permitted surface water discharge while FLA indicates that a facility does not.
- **WWTF Capacity** – The permitted capacity or maximum amount of wastewater that a wastewater treatment facility can treat; capacities are reported in terms of mgd unless otherwise noted.
- **WWTF Flow** – The actual flow or amount of wastewater that flows through a wastewater treatment facility on an average annual basis; flows are reported in terms of mgd unless otherwise noted.



## ***Purpose***

Water conservation and the promotion of reuse of reclaimed water have been established in sections 403.064 and 373.250, Florida Statutes (F.S.), as formal state objectives. Florida maintains the largest and most comprehensive inventories of permitted reuse systems in the country. This inventory and future, annual updates of the inventory enable monitoring of the state's efforts to encourage and promote reuse of reclaimed water in Florida. In addition, the information contained in the inventory gives municipalities and utilities interested in developing reuse programs access to other communities and utilities that have already implemented such programs.

## ***Inventory Design***

The 2020 reuse inventory includes all active domestic wastewater treatment facilities having permitted capacities of 0.1 million gallons per day (mgd) or greater, including those that do not engage in reuse activities. This threshold is also the minimum treatment plant capacity that is allowed by Chapter 62-610, Florida Administrative Code (F.A.C.), to provide reclaimed water for irrigation of public access areas (such as parks and golf courses).

Chapter 62-610, F.A.C., requires owners (permittees) of domestic wastewater facilities having permitted capacities of 0.1 mgd and greater that provide reclaimed water for reuse to submit annual reuse reports on the Florida Department of Environmental Protection (DEP) Form 62-610.300(4)(a)2., F.A.C. These annual reports are the basis for this inventory.

The forms for the 2020 reuse inventory were due on January 1, 2021, which covers a reporting period of October 1, 2019, through September 30, 2020. Information obtained from the report forms was entered into DEP's wastewater facility regulation (WAFR) database. DEP received 91 percent of the required 2020 annual reuse reports. The following report was compiled based on the information submitted by the facilities in their 2020 annual reuse report, and from facility information found in DEP's WAFR database.

In addition to the reuse reports received from the owners and operators of the wastewater treatment facilities and reuse systems, flow data and other information for facilities not engaged in reuse activities were obtained from DEP's WAFR database.

## **Results**

### **Reuse Facilities**

In 2020, a total of 413 domestic wastewater treatment facilities reported making reclaimed water available for reuse. These facilities had a permitted wastewater treatment facility (WWTF) capacity totaling 2,467 mgd and treated 1,625 mgd of domestic wastewater. These facilities served 408 reuse systems, which are listed in Appendix A. Approximately 884 mgd of reclaimed water from these facilities was reused for beneficial purposes. The total reuse capacity associated with these systems was 1,834 mgd. Appendices B<sup>1</sup> and D provide information on these reuse facilities and reuse systems<sup>2</sup>, as well as their reuse and disposal activities.

Reclaimed water from these systems was used to irrigate 442,277 residences, 489 golf courses, 1005 parks, and 384 schools. Appendix E provides details on the numbers and types of public access reuse customers, including cooling towers and unique uses for reclaimed water. Tables 1a and 1b summarize the data in terms of the number of reuse facilities and reuse systems in each DEP district and water management district, respectively, as well as the breakdown of certain public access reuse activities, such as number of residences, golf courses, parks and schools irrigated by reclaimed water.

Table 2 provides a summary of reuse activities by reuse type, including the number of reuse systems, capacity, flow, and area for each reuse subtype. Irrigation of areas accessible to the public represented about 64 percent of the 884 mgd of reclaimed water reused. Figure 1 shows the percentage of reclaimed water utilization by flow for each reuse type. Tables 3a and 3b compare the types of reclaimed water utilization in each DEP district and water management district, respectively.

Approximately 5,865 acres of edible crops on 16 farms were reported to be irrigated with reclaimed water. Historically, approximately 76 percent of the edible crop farmland was dedicated to the production of citrus (e.g., oranges, tangerines, grapefruit, etc.).

---

<sup>1</sup> Some facilities listed in Appendix B are assigned to the county where the reuse system is located. For example, the JEA-Julington Creek treatment facility is reported to be in Duval County, where JEA-South Grid is largely located, rather than St. Johns County, where the treatment facility is physically located.

<sup>2</sup> See other definitions, Pages vi and vii, for an explanation of the terms “reuse facility” and “reuse system” as used in this report.

## Disposal Facilities

There are about 37 active domestic wastewater treatment facilities having permitted capacities of 0.1 mgd and greater that do not provide reuse of any kind. These facilities had a total WWTF capacity of 159 mgd and a total WWTF flow of 98 mgd. Appendix F provides information on facilities that engage in disposal activities only.

## All Facilities

The 450 domestic wastewater treatment facilities included in this report had a total WWTF capacity of 2,633 mgd and a total WWTF flow of 1,736 mgd. Appendix H<sup>3</sup> provides information on all these facilities.

The 884 mgd of reclaimed water use represents approximately 51 percent of the total domestic wastewater flow in the state. The 1,834 mgd of reuse capacity represents approximately 70 percent of the total domestic wastewater treatment capacity in the state. Tables 4a and 4b provide the reuse capacity and flow ratios for each DEP district and water management district, respectively.

Table 5 provides a summary, by county, of the total domestic wastewater treatment plant and reuse capacities and flows for all facilities included in this report, the ratio of the reuse capacity to wastewater treatment plant capacity, and the ratio of the reuse flow to total WWTF flow.

The statewide average reuse flow per capita, including population served by onsite sewage treatment and disposal systems (e.g., septic tanks), was 40.92 gallons per day of reuse per person. Table 6 shows the per capita reuse capacities and reuse flows for each county in Florida. The per capita usage is based on 2020 population estimates from the University of Florida Bureau of Economic and Business Research Florida Estimates of Population 2020 dated January 5, 2021. Figure 2 shows the map of Florida's counties color-coded by range of reuse flow per capita.

---

<sup>3</sup> The total flow from all facilities reported in Appendix H does not equal totaling all reported reuse flows in Appendix D with all reported disposal flows in Appendix F. Reasons for this include:

- (1) Use of supplemental water supplies to augment public access reclaimed water application;
- (2) Use of reclaimed water in wetland creation, restoration, or enhancement activities that later gets discharged or reused again;
- (3) Use of aquifer storage and recovery wells;
- (4) Use of reclaimed water at the treatment plant that is reused again offsite or discharged; and
- (5) Other minor discrepancies due to internal rounding or differences in metering at the treatment plants.

**Table 1a. Summary of Reuse Facilities/Systems<sup>(a)</sup> and Reuse Customers by DEP District**

DEP District <sup>(b)</sup>	No. of Treatment Facilities Providing Reuse <sup>(c)</sup>	No. of Reuse Systems <sup>(c)</sup>	No. of Residences Irrigated	No. of Golf Courses Irrigated	No. of Parks Irrigated	No. of Schools Irrigated	No. of Cooling Towers <sup>(d)</sup>
Central (Orlando)	110	107	139,669	133	454	123	21
Northeast (Jacksonville)	65	65	38,952	43	9	11	5
Northwest (Pensacola)	52	52	4,709	18	28	7	7
Southeast (West Palm Beach)	47	47	30,368	82	73	28	5
South (Fort Myers)	61	59	92,419	113	77	25	14
Southwest (Temple Terrace)	78	78	136,160	100	364	190	34
<b>2020 Totals</b>	<b>413</b>	<b>408</b>	<b>442,277</b>	<b>489</b>	<b>1005</b>	<b>384</b>	<b>86</b>
<b>2019 Totals</b>	<b>476</b>	<b>428</b>	<b>455,510</b>	<b>529</b>	<b>1126</b>	<b>394</b>	<b>89</b>
<b>Percent Change</b>	<b>-14.9%</b>	<b>-4.7%</b>	<b>-2.9%</b>	<b>-7.6%</b>	<b>-10.7%</b>	<b>-2.5%</b>	<b>-4.5%</b>

**Table 1b. Summary of Reuse Facilities/Systems<sup>(a)</sup> and Reuse Customers by Water Management District**

Water Management District <sup>(b)</sup>	No. of Treatment Facilities Providing Reuse <sup>(c)</sup>	No. of Reuse Systems <sup>(c)</sup>	No. of Residences Irrigated	No. of Golf Courses Irrigated	No. of Parks Irrigated	No. of Schools Irrigated	No. of Cooling Towers <sup>(d)</sup>
Northwest Florida	51	51	4,709	18	28	7	7
South Florida	99	98	134,621	171	256	69	30
St. Johns River	127	127	149,965	120	238	114	13
Suwannee River	22	22	-	1	-	-	1
Southwest Florida	114	110	152,982	177	401	194	35
<b>2020 Totals</b>	<b>413</b>	<b>408</b>	<b>442,277</b>	<b>489</b>	<b>1005</b>	<b>384</b>	<b>86</b>
<b>2019 Totals</b>	<b>476</b>	<b>428</b>	<b>455,510</b>	<b>529</b>	<b>1126</b>	<b>394</b>	<b>89</b>
<b>Percent Change</b>	<b>-14.9%</b>	<b>-4.7%</b>	<b>-2.9%</b>	<b>-7.6%</b>	<b>-10.7%</b>	<b>-2.5%</b>	<b>-4.5%</b>

Notes:

- (a) See other definitions, Pages vi and vii, for an explanation of the terms “reuse facility” and “reuse system” as used in this report.
- (b) A few reuse systems are physically located across jurisdictional boundaries (i.e., across more than one water management district, DEP district or county). Due to the design of the database, all the reuse systems’ reuse flows are attributed to the jurisdiction in which the majority of the reuse system is located.
- (c) The number of treatment facilities providing reuse (Appendix B) is greater than the number of reuse systems (Appendix A) because in several cases multiple treatment facilities serve one reuse system. Furthermore, a treatment facility may send reclaimed water to more than one reuse system while these facilities will be listed more than once in Appendix B, they are only counted once in the total number of facilities providing reuse.
- (d) The number of cooling towers includes once-through cooling towers at power plants as well as other commercial use cooling towers.

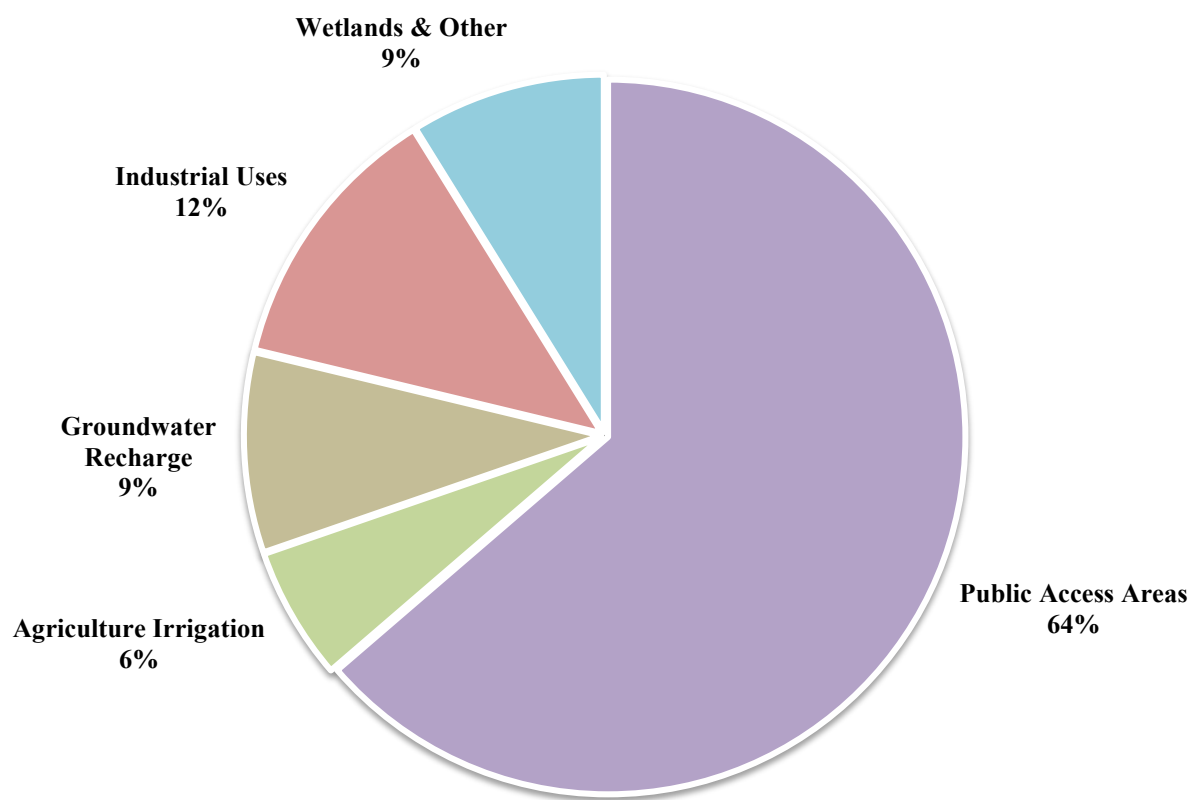
**Table 2. Summary of Reuse Activities**

Reuse Type	Number of Systems <sup>(a)</sup>	Reuse Capacity <sup>(b)</sup> (mgd)	Reuse Flow <sup>(b)</sup> (mgd)	Reported Area <sup>(b, c)</sup> (acres)	Adjusted Area <sup>(b, c)</sup> (acres)
Golf Course Irrigation	177	296.5	109.0	61,790.7	57,214.7
Residential Irrigation	135	528.3	328.3	108,270.7	102,820.1
Other Public Access Areas & Other	151	270.4	125.5	51,908.1	43,833.9
<b>Public Access Areas &amp; Landscape Irrigation Subtotal</b>	<b>224</b>	<b>1095.3</b>	<b>562.8</b>	<b>221,969</b>	<b>203,869</b>
Edible Crops <sup>(d)</sup>	16	21.0	7.3	5,864.8	5,308.8
Other Crops	87	110.7	45.8	18,261.2	18,161.0
<b>Agricultural Irrigation Subtotal</b>	<b>95</b>	<b>131.6</b>	<b>53.2</b>	<b>24,126</b>	<b>23,470</b>
Rapid Infiltration Basins	132	206.9	73.6	6,063.4	6,058.7
Absorption Fields	14	5.0	3.2	229.1	228.9
Surface Water Augmentation	3	0.0011	0.63	NA	NA
Injection	3	0.0011	2.58	NA	NA
<b>Ground Water Recharge &amp; Indirect Potable Reuse Subtotal</b>	<b>142</b>	<b>211.9</b>	<b>80.1</b>	<b>6,295</b>	<b>6,290</b>
At Treatment Plant	84	72.0	59.7	484.8	405.1
At Other Facilities	34	96.8	49.9	4,765.4	4,684.5
<b>Industrial Subtotal</b>	<b>118</b>	<b>168.8</b>	<b>109.6</b>	<b>5,250</b>	<b>5,090</b>
<b>Toilet Flushing</b>	15	2.7	0.9	NA	NA
<b>Fire Protection</b>					
<b>Wetlands</b>	2	0.0	0	NA	NA
<b>Other Uses</b>					
<b>2020 Totals</b>	<b>357</b>	<b>1,833.9</b>	<b>883.7</b>	<b>275,568</b>	<b>256,594</b>
<b>2019 Totals</b>	428	1,757.0	820.0	282,463	309,671
<b>Percent Change</b>	-16.6%	+4.4%	+7.8%	-2.4%	-17.1%

Notes:

- (a) The numbers of systems are not additive since a single system may engage in one or more reuse activity.
- (b) Discrepancies in column totals are due to internal rounding associated with the development of this summary table; totals presented in table are calculated without rounding individual values.
- (c) Some facilities did not report the acreage where reclaimed water was applied. For a better representation of the actual acreage, the averages of the reported areas were used to adjust the acreage totals to include the non-reported values.
- (d) About 76 percent of total area for edible crops is citrus, including oranges, grapefruit and tangerines.

**Figure 1: Reclaimed Water Utilization by Flow**



Note: Agriculture irrigation includes edible crops (e.g., citrus) as well as feed and fodder crops (e.g., spray fields).

**Table 3a. Reuse Flows (mgd) for Reuse Types by DEP District**

DEP Districts	Public Access Areas	Agricultural Irrigation	Ground Water Recharge	Industrial	Other (b)	Totals
Central (Orlando)	164.63	9.30	36.28	9.27	49.26	268.74
Northeast (Jacksonville)	33.69	6.97	7.47	8.73	2.92	59.77
Northwest (Pensacola)	24.58	25.38	11.20	2.88	12.12	76.16
Southeast (West Palm Beach)	59.16	0.16	6.08	45.64	6.48	117.53
South (Fort Myers)	151.85	1.24	4.10	1.95	1.37	160.51
Southwest (Temple Terrace)	128.91	10.10	14.93	41.11	5.95	201.00
<b>2020 Totals</b>	<b>562.81</b>	<b>53.16</b>	<b>80.05</b>	<b>109.59</b>	<b>78.10</b>	<b>883.72</b>
<b>2019 Totals</b>	<b>467.25</b>	<b>64.91</b>	<b>94.18</b>	<b>141.89</b>	<b>51.71</b>	<b>819.95</b>
<b>Percent Change</b>	<b>+20.5%</b>	<b>-18.1%</b>	<b>-15.0%</b>	<b>-22.8%</b>	<b>+51.0%</b>	<b>+7.8%</b>

**Table 3b. Reuse Flows (mgd) for Reuse Types by Water Management District**

Water Management Districts	Public Access Areas	Agricultural Irrigation	Ground Water Recharge	Industrial	Other (b)	Totals
Northwest Florida	24.58	25.34	11.20	2.88	12.01	76.01
South Florida	219.96	1.16	21.77	52.34	26.51	321.73
St. Johns River	156.11	8.74	26.96	12.29	28.45	232.55
Suwannee River	0.15	6.26	2.04	0.27	0.43	9.15
Southwest Florida	162.01	11.67	18.09	41.81	10.70	244.28
<b>2020 Totals</b>	<b>562.81</b>	<b>53.16</b>	<b>80.05</b>	<b>109.59</b>	<b>78.10</b>	<b>883.72</b>
<b>2019 Totals</b>	<b>467.25</b>	<b>64.91</b>	<b>94.18</b>	<b>141.89</b>	<b>51.71</b>	<b>819.95</b>
<b>Percent Change</b>	<b>+20.5%</b>	<b>-18.1%</b>	<b>-15.0%</b>	<b>-22.8%</b>	<b>+51.0%</b>	<b>+7.8%</b>

Notes:

- (a) Any discrepancies in totals are due to rounding associated with developing this summary table; totals presented in table are calculated without rounding individual values.
- (b) Includes wetlands, fire protection, toilet flushing and all “other uses.”

**Table 4a. Capacity and Flow Ratios by DEP District**

DEP Districts	Reuse Capacity (mgd)	Total WWTF Capacity <sup>(b)</sup> (mgd)	Capacity Ratio <sup>(c)</sup>	Reuse Flow (mgd)	Total WWTF Flow <sup>(b)</sup> (mgd)	Flow Ratio <sup>(d)</sup>
Central (Orlando)	601.42	549.77	1.09	268.74	258.76	1.04
Northeast (Jacksonville)	172.59	231.88	0.74	59.77	140.51	0.43
Northwest (Pensacola)	185.49	172.79	1.07	76.16	91.87	0.83
Southeast (West Palm Beach)	192.63	919.13	0.21	117.53	680.01	0.17
South (Fort Myers)	248.36	238.28	1.04	160.51	126.98	1.26
Southwest (Temple Terrace)	433.39	521.50	0.83	201.00	437.68	0.46
<b>2020 Totals</b>	<b>1833.9</b>	<b>2633.4</b>	<b>0.70<sup>(g)</sup></b>	<b>883.7</b>	<b>1735.8</b>	<b>0.51<sup>(g)</sup></b>

**Table 4b. Capacity and Flow Ratios by Water Management District**

Water Management Districts	Reuse Capacity (mgd)	Total WWTF Capacity <sup>(b)</sup> (mgd)	Capacity Ratio <sup>(c)</sup>	Reuse Flow (mgd)	Total WWTF Flow <sup>(b)</sup> (mgd)	Flow Ratio <sup>(d)</sup>	Reuse Flow that Replaces Potable-Quality Water <sup>(e)</sup> (mgd)	Flow Ratio for Reuse that Replaces Potable-Quality Water <sup>(f)</sup>
Northwest Florida	185.19	172.54	1.07	76.01	91.72	0.83	185.19	172.54
South Florida	521.96	1166.02	0.45	321.73	822.63	0.39	521.96	1166.02
St. Johns River	542.84	653.50	0.83	232.55	317.45	0.73	542.84	653.50
Suwannee River	17.08	18.87	0.91	9.15	9.52	0.96	17.08	18.87
Southwest Florida	566.82	622.43	0.91	244.28	494.49	0.49	566.82	622.43
<b>2020 Totals</b>	<b>1833.9</b>	<b>2633.4</b>	<b>0.70<sup>(g)</sup></b>	<b>883.7</b>	<b>1735.8</b>	<b>0.51<sup>(g)</sup></b>	<b>1833.9</b>	<b>2633.4<sup>(g)</sup></b>

Notes:

- (a) Discrepancies in totaling the columns are due to internal rounding associated with the development of this table; totals presented in table are calculated without rounding individual values.
- (b) Totals include the WWTF capacity and flow of facilities 0.1 mgd and greater that do not provide reuse.
- (c) Capacity Ratio = Reuse Capacity/Total WWTF Capacity. Capacities ratios greater than 1.0 (i.e., greater than 100 percent) indicate the utility(s) may employ several reuse options, making the reuse capacity greater than the WWTF capacity.
- (d) Flow Ratio = Reuse Flow/Total WWTF Flow.
- (e) Reuse Flow that Replaces Potable-Quality Water includes flows for public access irrigation, irrigation of edible crops, toilet flushing, fire protection and industrial uses. Not included in this flow calculation are agriculture irrigation of other crops, absorption fields, rapid infiltration basins, wetlands and industrial reuse at the WWTF.
- (f) Flow Ratio for Reuse that Replaces Potable-Quality Water = Reuse Flow that Replaces Potable-Quality Water/Total WWTF Flow.
- (g) State average.



**Table 5. County Capacity and Flow Ratios**

County	Total WWTF Capacity (mgd) <sup>(a)</sup>	Total WWTF Flow (mgd) <sup>(a)</sup>	Reuse Capacity (mgd)	Reuse Flow (mgd)	Capacity Ratio <sup>(b)</sup>	Flow Ratio <sup>(c)</sup>
Alachua	20.14	13.23	15.26	6.19	0.76	0.47
Baker	1.62	0.86	0.37	0.20	0.23	0.24
Bay	34.00	16.54	26.08	8.38	0.77	0.51
Bradford	2.56	1.67	2.38	1.67	0.93	1.00
Brevard	68.23	38.84	77.38	31.06	1.13	0.80
Broward	297.05	209.27	30.09	20.12	0.10	0.10
Calhoun	1.50	0.39	0	0	0	0
Charlotte	17.35	10.74	12.35	4.47	0.71	0.42
Citrus	8.58	3.45	13.05	3.42	1.52	0.99
Clay	17.10	7.59	22.28	6.48	1.30	0.85
Collier	60.88	29.82	39.62	25.44	0.65	0.85
Columbia	6.53	2.55	3.53	2.59	0.54	1.02
De Soto	2.75	1.12	2.41	0.66	0.87	0.59
Dixie	0.64	0.28	0.64	0.59	1.00	2.08
Duval	131.35	81.98	67.36	19.96	0.51	0.24
Escambia	34.21	20.28	43.83	17.58	1.28	0.87
Flagler	11.99	10.40	23.00	10.77	1.92	1.04
Franklin	2.20	0.61	3.14	0.61	1.43	1.00
Gadsden	4.25	2.15	3.35	0.63	0.79	0.29
Gilchrist	0.45	0.22	0.45	0.22	1.00	1.00
Glades	0.00	0.00	0.00	0.00	0.00	0.00
Gulf	2.23	0.62	1.90	0.49	0.85	0.79
Hamilton	1.65	0.84	0.22	0.12	0.14	0.14
Hardee	2.17	0.95	1.85	0.95	0.85	1.00
Hendry	1.25	0.56	1.25	0.56	1.00	1.00
Hernando	19.22	5.56	19.52	5.46	1.02	0.98
Highlands	4.35	2.42	4.51	2.44	1.04	1.01
Hillsborough	172.32	99.32	21.80	41.29	0.13	0.42
Holmes	1.40	0.51	0.00	0.00	0.00	0.00
Indian River	16.52	8.54	15.12	8.30	0.92	0.97
Jackson	6.56	2.91	1.46	2.09	0.22	0.72
Jefferson	1.05	0.44	1.30	0.44	1.24	1.00
Lafayette	0.50	0.18	0.99	0.18	2.00	1.00
Lake	30.60	16.10	47.25	17.17	1.54	1.07
Lee	84.30	46.06	126.15	107.81	1.50	2.34
Leon	27.90	19.41	33.79	19.44	1.21	1.00
Levy	1.11	1.38	0.64	1.16	0.58	0.84
Liberty	0.25	0.12	0.25	0.12	1.00	1.00
Madison	0.00	0.00	0.00	0.00	0.00	0.00
Manatee	44.90	29.00	51.94	21.23	1.16	0.73

County	Total WWTF Capacity (mgd) <sup>(a)</sup>	Total WWTF Flow (mgd) <sup>(a)</sup>	Reuse Capacity (mgd)	Reuse Flow (mgd)	Capacity Ratio <sup>(b)</sup>	Flow Ratio <sup>(c)</sup>
Marion	19.21	10.60	35.59	10.36	1.85	0.98
Martin	15.43	8.75	12.52	3.79	0.81	0.43
Miami-Dade	380.31	318.10	20.99	18.62	0.06	0.06
Monroe	17.21	8.83	3.07	0.29	0.18	0.03
Nassau	7.43	4.20	3.38	1.91	0.45	0.45
Okaloosa	30.57	15.69	34.83	15.35	1.14	0.98
Okeechobee	2.00	0.21	2.00	0.21	1.00	1.00
Orange	224.96	87.00	218.58	110.50	0.97	1.27
Osceola	39.25	29.97	55.28	34.86	1.41	1.16
Palm Beach	186.70	121.71	99.17	61.36	0.53	0.50
Pasco	45.19	29.74	43.53	33.71	0.96	1.13
Pinellas	170.65	95.91	212.94	68.71	1.25	0.72
Polk	58.12	173.47	68.06	25.95	1.17	0.15
Putnam	3.95	1.56	3.95	1.45	1.00	0.93
Santa Rosa	8.89	5.48	14.99	4.90	1.69	0.90
Sarasota	50.19	27.43	58.99	18.83	1.18	0.69
Seminole	77.20	28.94	54.78	26.36	0.71	0.91
St. Johns	20.11	11.14	22.61	3.86	1.12	0.35
St. Lucie	21.13	13.44	12.75	5.12	0.60	0.38
Sumter	18.36	11.10	37.54	13.10	2.04	1.18
Suwannee	2.42	0.94	2.38	0.94	0.98	1.00
Taylor	1.65	1.01	2.45	1.01	1.48	1.00
Union	0.70	0.47	0.70	0.47	1.00	1.00
Volusia	72.31	36.51	75.73	25.62	1.05	0.70
Wakulla	1.80	0.96	1.20	0.96	0.67	1.00
Walton	14.58	4.94	18.52	4.36	1.27	0.88
Washington	1.41	0.81	0.85	0.81	0.61	1.00
<b>Totals<sup>(d)</sup>/Avg</b>	<b>2,633.35</b>	<b>1,735.80</b>	<b>1,833.88</b>	<b>883.72</b>	<b>0.70<sup>(e)</sup></b>	<b>0.51<sup>(e)</sup></b>

Notes:

- (a) Totals include the WWTF capacity and flow of facilities 0.1 mgd and greater that do not provide reuse.
- (b) Capacity Ratio = Reuse Capacity/Total WWTF Capacity. Capacities ratios greater than 1.0 (i.e., greater than 100 percent) indicate the utility(s) may employ several reuse options, making the reuse capacity greater than the WWTF capacity.
- (c) Flow Ratio = Reuse Flow/Total WWTF Flow. Flow ratios greater than 1.0 (i.e., greater than 100 percent) indicate that reuse may include supplemental water supplies, reclaimed water recovered from aquifer storage recover wells, or reclaimed water that is reused at the treatment plant and then reused again off-site.
- (d) Discrepancies in totaling the columns are due to internal rounding associated with the development of this table; totals presented in table are calculated without rounding individual values.
- (e) State average.

**Table 6. Per Capita Reuse Information**

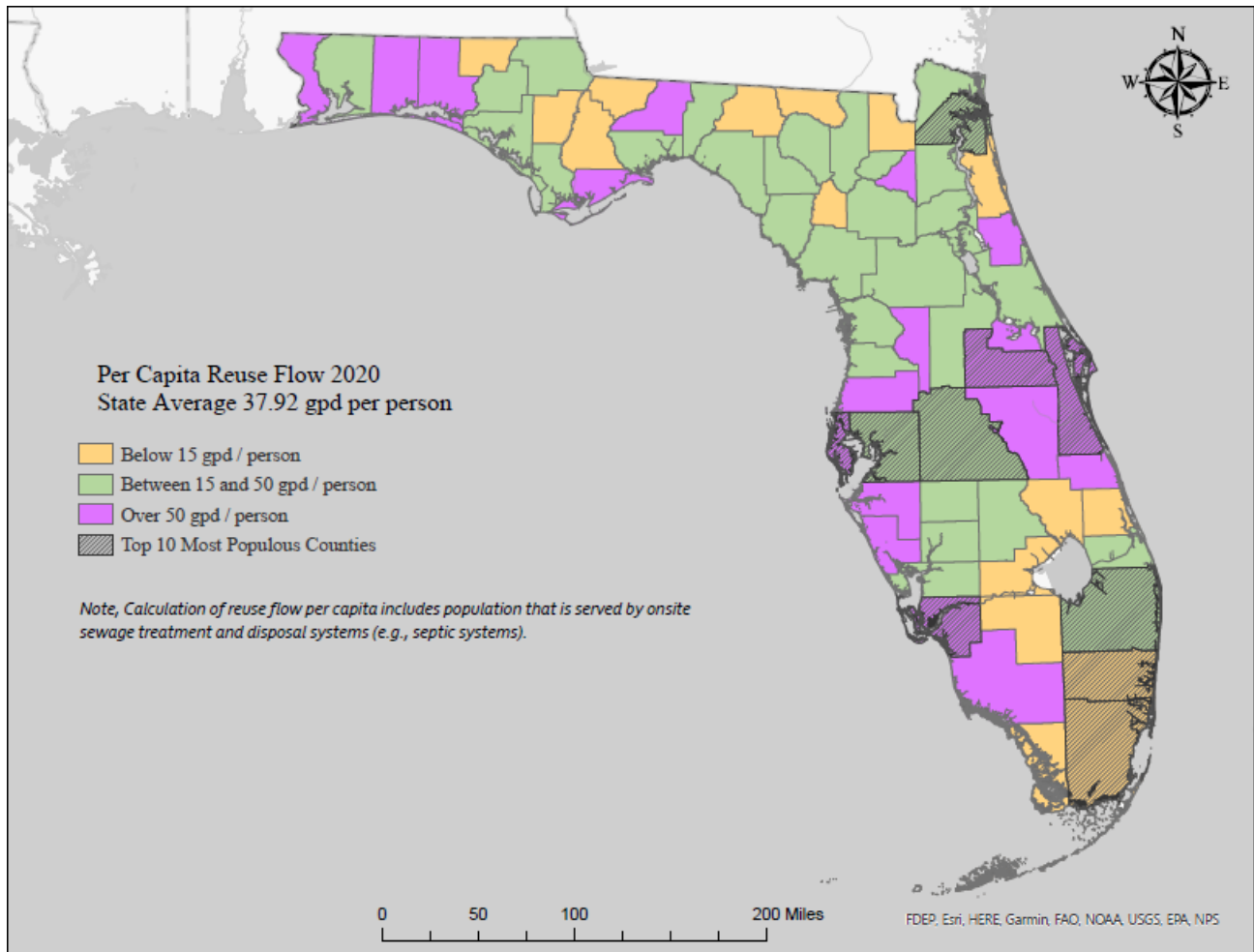
County	Population (2020) <sup>(a)</sup>	Reuse Capacity (gpd/person) <sup>(b)</sup>	Reuse Flow (gpd/person) <sup>(c)</sup>	Rank (flow) <sup>(d)</sup>	Rank (population) <sup>(e)</sup>
Alachua	271,588	56.18	22.81	45	23
Baker	28,532	13.04	7.15	60	51
Bay	174,410	149.53	48.02	19	30
Bradford	28,725	82.85	58.17	12	50
Brevard	606,671	127.55	51.20	18	10
Broward	1,932,212	15.57	10.42	58	2
Calhoun	14,489	0	0	64	62
Charlotte	187,904	65.74	23.79	41	28
Citrus	149,383	87.36	22.89	44	33
Clay	219,575	101.49	29.53	34	25
Collier	387,450	102.26	65.65	8	16
Columbia	70,617	49.92	36.65	26	41
De Soto	37,082	64.86	17.85	51	48
Dixie	16,663	38.41	35.29	28	58
Duval	982,080	68.59	20.32	49	7
Escambia	323,714	135.40	54.30	14	20
Flagler	114,173	201.42	94.37	2	35
Franklin	11,864	264.67	51.50	17	65
Gadsden	46,226	72.47	13.65	55	43
Gilchrist	18,269	24.63	12.15	57	57
Glades	13,609	0	0	65	64
Gulf	14,724	129.04	33.28	30	60
Hamilton	14,570	15.44	8.18	59	61
Hardee	27,443	67.41	34.54	29	52
Hendry	40,953	30.50	13.77	54	47
Hernando	192,186	101.57	28.43	35	27
Highlands	104,834	43.03	23.26	43	36
Hillsborough	1,478,759	14.74	27.92	38	3
Holmes	20,001	0	0	66	55
Indian River	158,834	95.17	52.27	16	32
Jackson	46,587	31.40	44.79	23	42
Jefferson	14,394	90.38	30.54	32	63
Lafayette	8,690	113.92	21.17	47	66
Lake	366,742	128.82	46.81	20	19
Lee	750,493	168.09	143.66	1	8
Leon	299,484	112.83	64.91	9	22
Levy	41,699	15.37	27.84	39	46
Liberty	8,575	29.15	13.64	56	67
Madison	18,954	0.00	0.00	67	56
Manatee	398,503	130.33	53.28	15	15

County	Population (2020) <sup>(a)</sup>	Reuse Capacity (gpd/person) <sup>(b)</sup>	Reuse Flow (gpd/person) <sup>(c)</sup>	Rank (flow) <sup>(d)</sup>	Rank (population) <sup>(e)</sup>
Marion	368,135	96.68	28.15	37	18
Martin	161,301	77.63	23.51	42	31
Miami-Dade	2,832,794	7.41	6.57	61	1
Monroe	77,823	39.46	3.76	63	38
Nassau	89,258	37.84	21.41	46	37
Okaloosa	203,951	170.77	75.27	6	26
Okeechobee	42,112	47.49	5.03	62	45
Orange	1,415,260	154.44	78.08	5	5
Osceola	387,055	142.83	90.08	4	17
Palm Beach	1,466,494	67.62	41.84	25	4
Pasco	542,638	80.22	62.13	10	12
Pinellas	984,054	216.39	69.82	7	6
Polk	715,090	95.18	36.28	27	9
Putnam	73,723	53.58	19.65	50	40
Santa Rosa	184,653	81.15	26.56	40	29
Sarasota	438,816	134.44	42.92	24	14
Seminole	476,727	114.90	55.29	13	13
St. Johns	261,900	86.33	14.72	53	24
St. Lucie	322,265	39.55	15.88	52	21
Sumter	141,422	265.45	92.63	3	34
Suwannee	45,463	52.35	20.64	48	44
Taylor	22,436	109.20	44.98	22	54
Union	15,410	45.43	30.24	33	59
Volusia	551,588	137.29	46.45	21	11
Wakulla	33,981	35.17	28.31	36	49
Walton	74,724	247.87	58.39	11	39
Washington	25,334	33.59	32.05	31	53
<b>Florida</b>	<b>21,596,068</b>	<b>84.92</b>	<b>40.92<sup>(f)</sup></b>		

Notes:

- (a) 2020 Florida Estimates of Population from the University of Florida Bureau of Economic and Business Research, January 2021. <https://www.bebr.ufl.edu/population>
- (b) Reuse Capacity = Reuse Capacity (gpd)/Population. Gallons per day (gpd) are equivalent to mgd divided by 1 million.
- (c) Reuse Flow = Reuse Flow (gpd)/Population.
- (d) Counties ranked from highest rate of reuse flow per capita to lowest rate of reuse flow per capita (e.g., county with highest rate of reuse flow per capita is ranked No. 1; counties with no reuse flow per capita are tied for last place).
- (e) Counties ranked according to population capita (e.g., county with highest population is ranked No. 1).
- (f) State average.
- (g) Discrepancies in calculating per capita statistics are due to internal rounding associated with the development of these tables; values presented in this table are calculated without rounding individual values.

**Figure 2: Map of Per Capita Reuse Flow by County**



## Supplemental Water Supplies

Some reuse systems use other sources of water to augment the reclaimed water supply. In 2020, a total of 58 reuse systems in Florida used 17.42 mgd of surface water, 13.87 mgd of ground water, 1.85 mgd of stormwater, 1.28 mgd of drinking water, and 18.48 mgd from other sources to supplement reclaimed water supplies for a total of 52.24 mgd of supplemental water used in 2020. Appendix C details the 58 reuse systems in the state which use supplemental water supplies and summarizes the flows by water management district.

## Efficient and Effective Water Reuse

In 2003, *Water Reuse for Florida: Strategies for Effective Use of Reclaimed Water*, also known as the "Strategies Report," was published. The report identifies strategies for increasing the efficient and effective use of reclaimed water. Two concepts introduced in the report, "potable quality water offset" and "recharge fraction," will play increasingly important roles in shaping efficient and effective water reuse in Florida.

"Potable quality water offset" means the amount of potable quality water (Class F-I, G-I or G-II ground water or water meeting drinking water standards) saved through the use of reclaimed water expressed as a percentage of the total reclaimed water used. "Recharge fraction" means the portion of reclaimed water used in a reuse system that recharges an underlying potable quality ground water (Class F-I, G-I or G-II ground water) that is used for potable supply, or augments a Class I surface water, expressed as a percentage of the total reclaimed water used.

The 884 mgd of reclaimed water used in 2020 is estimated to have offset (i.e., avoided) the use of 430 mgd (approximately 157 billion gallons) of potable quality water while serving to add 287 mgd (over 105 billion gallons) back to available water supplies.

Tables 7a and 7b summarize the amount of potable quality water offset and recharge flow achieved within each DEP district and water management district, respectively. Table 7c details the amount of reclaimed water used to offset and recharge potable quality water by county.

**Table 7a. Summary of Offset and Recharge Flows by DEP District**

DEP District	Total Flow (mgd)	Offset Flow <sup>(a)</sup> (mgd)	Recharge Flow <sup>(a)</sup> (mgd)
Central (Orlando)	219.59	100.91	92.70
Northeast (Jacksonville)	57.18	30.49	20.62
Northwest (Pensacola)	64.20	32.46	26.42
Southeast (West Palm Beach)	111.23	81.14	21.06
South (Ft. Myers)	159.31	75.21	61.44
Southwest (Temple Terrace)	195.05	110.57	64.72
<b>2020 Totals</b>	<b>806.55</b>	<b>430.79</b>	<b>286.95</b>

**Table 7b. Summary of Offset and Recharge Flows by Water Management District**

Water Management District	Total Flow (mgd)	Offset Flow <sup>(a)</sup> (mgd)	Recharge Flow <sup>(a)</sup> (mgd)
Northwest Florida	64.05	32.33	26.40
South Florida	295.56	164.39	97.24
St. Johns River	204.21	96.98	82.95
Suwannee River	9.15	4.57	4.04
Southwest Florida	233.59	132.52	76.32
<b>2020 Totals</b>	<b>806.55</b>	<b>430.79</b>	<b>286.95</b>

Notes:

- (a) The offset and recharge flows were calculated using values from Table 5 of the *Strategies Report*. See Table 7c for details.
- (b) Discrepancies in totaling the columns are due to internal rounding associated with the development of this table; totals presented in table are calculated without rounding individual values.

**Table 7c. County Offset and Recharge Flows Due to Water Reuse**

County	GCI Reuse Flow	GCI Offset Flow	GCI RF <sup>(b)</sup>	RI Reuse Flow	RI Offset Flow	RI RF <sup>(b)</sup>	OPAA Reuse Flow	OPAA Offset Flow	OPAA RF <sup>(b)</sup>	GWR&I PR Reuse Flow	GWR&I PR RF <sup>(b)</sup>	AI Reuse Flow	AI Offset Flow	AI RF <sup>(b)</sup>	IND, TF, FP Reuse Flow	IND, TF, FP Offset Flow	Total Flow	Total Offset Flow	Total RF <sup>(b)</sup>
Alachua	0.223	0.167	0.022	1.605	0.642	0.722	0.440	0.264	0.132	0.165	0.149	0.733	0.440	0.257	0.828	0.828	3.994	2.341	1.282
Baker	0.000	0.000	0.000	0.000	0.000	0.000	0.000	0.000	0.000	0.092	0.083	0.031	0.019	0.011	0.081	0.081	0.204	0.100	0.094
Bay	0.115	0.086	0.012	2.689	1.076	1.210	0.923	0.554	0.277	0.780	0.702	0.000	0.000	0.000	0.013	0.013	4.521	1.729	2.201
Bradford	0.000	0.000	0.000	0.000	0.000	0.000	0.000	0.000	0.000	0.630	0.567	1.041	0.625	0.364	0.000	0.000	1.671	0.625	0.931
Brevard	2.098	1.573	0.210	20.238	8.095	9.107	1.671	1.003	0.501	0.875	0.788	0.605	0.363	0.212	1.290	1.290	26.777	12.324	10.818
Broward	3.157	2.368	0.316	4.779	1.912	2.151	1.346	0.808	0.404	0.247	0.222	0.000	0.000	0.000	10.173	10.173	19.702	15.260	3.092
Calhoun	0.000	0.000	0.000	0.000	0.000	0.000	0.000	0.000	0.000	0.000	0.000	0.000	0.000	0.000	0.000	0.000	0.000	0.000	0.000
Charlotte	3.116	2.337	0.312	0.707	0.283	0.318	0.139	0.083	0.042	0.222	0.200	0.000	0.000	0.000	0.287	0.287	4.471	2.990	0.871
Citrus	0.572	0.429	0.057	0.000	0.000	0.000	0.000	0.000	0.000	1.855	1.670	0.693	0.416	0.243	0.300	0.300	3.420	1.145	1.969
Clay	0.626	0.470	0.063	5.623	2.249	2.530	0.000	0.000	0.000	0.192	0.173	0.000	0.000	0.000	0.000	0.000	6.441	2.719	2.766
Collier	8.202	6.152	0.820	13.323	5.329	5.995	3.462	2.077	1.039	0.071	0.064	0.380	0.228	0.133	0.000	0.000	25.438	13.786	8.051
Columbia	0.000	0.000	0.000	0.000	0.000	0.000	0.000	0.000	0.000	0.000	0.000	2.340	1.404	0.819	0.248	0.248	2.588	1.652	0.819
DeSoto	0.044	0.033	0.004	0.023	0.009	0.010	0.004	0.002	0.001	0.098	0.088	0.443	0.266	0.155	0.000	0.000	0.612	0.310	0.259
Dixie	0.000	0.000	0.000	0.000	0.000	0.000	0.000	0.000	0.000	0.000	0.000	0.588	0.353	0.206	0.000	0.000	0.588	0.353	0.206
Duval	1.497	1.123	0.150	9.900	3.960	4.455	0.900	0.540	0.270	0.307	0.276	0.186	0.112	0.065	7.166	7.166	19.956	12.900	5.216
Escambia	0.000	0.000	0.000	0.000	0.000	0.000	12.116	7.270	3.635	0.000	0.000	0.000	0.000	0.000	0.026	0.026	12.142	7.296	3.635
Flagler	2.650	1.988	0.265	3.972	1.589	1.787	0.200	0.120	0.060	3.868	3.481	0.000	0.000	0.000	0.000	0.000	10.690	3.696	5.594
Franklin	0.231	0.173	0.023	0.000	0.000	0.000	0.147	0.088	0.044	0.000	0.000	0.180	0.108	0.063	0.053	0.053	0.611	0.422	0.130
Gadsden	0.000	0.000	0.000	0.000	0.000	0.000	0.000	0.000	0.000	0.200	0.180	0.353	0.212	0.124	0.078	0.078	0.631	0.290	0.304
Gilchrist	0.000	0.000	0.000	0.000	0.000	0.000	0.000	0.000	0.000	0.000	0.000	0.222	0.133	0.078	0.000	0.000	0.222	0.133	0.078
Glades	0.000	0.000	0.000	0.000	0.000	0.000	0.000	0.000	0.000	0.000	0.000	0.000	0.000	0.000	0.000	0.000	0.000	0.000	0.000
Gulf	0.000	0.000	0.000	0.000	0.000	0.000	0.000	0.000	0.000	0.490	0.441	0.000	0.000	0.000	0.000	0.000	0.490	0.000	0.441
Hamilton	0.000	0.000	0.000	0.000	0.000	0.000	0.000	0.000	0.000	0.000	0.000	0.119	0.072	0.042	0.000	0.000	0.119	0.072	0.042
Hardee	0.000	0.000	0.000	0.000	0.000	0.000	0.000	0.000	0.000	0.000	0.000	0.299	0.179	0.105	0.649	0.649	0.948	0.828	0.105
Hendry	0.000	0.000	0.000	0.000	0.000	0.000	0.000	0.000	0.000	0.564	0.508	0.000	0.000	0.000	0.000	0.000	0.564	0.000	0.508
Hernando	1.449	1.087	0.145	0.096	0.038	0.043	0.028	0.017	0.008	3.133	2.820	0.000	0.000	0.000	0.758	0.758	5.464	1.900	3.016
Highlands	0.000	0.000	0.000	0.000	0.000	0.000	0.024	0.014	0.007	2.397	2.157	0.000	0.000	0.000	0.017	0.017	2.438	0.031	2.165
Hillsborough	2.664	1.998	0.266	16.960	6.784	7.632	4.250	2.550	1.275	2.864	2.578	0.114	0.068	0.040	15.488	15.488	42.340	26.888	11.791
Holmes	0.000	0.000	0.000	0.000	0.000	0.000	0.000	0.000	0.000	0.000	0.000	0.000	0.000	0.000	0.000	0.000	0.000	0.000	0.000
Indian River	3.386	2.540	0.339	2.475	0.990	1.114	0.220	0.132	0.066	0.239	0.215	0.000	0.000	0.000	0.249	0.249	6.569	3.911	1.733
Jackson	0.000	0.000	0.000	0.000	0.000	0.000	0.000	0.000	0.000	0.000	0.000	2.039	1.223	0.714	0.048	0.048	2.087	1.271	0.714



Florida Department of Environmental Protection  
2020 Reuse Inventory

County	GCI Reuse Flow	GCI Offset Flow	GCI RF <sup>(b)</sup>	RI Reuse Flow	RI Offset Flow	RI RF <sup>(b)</sup>	OPAA Reuse Flow	OPAA Offset Flow	OPAA RF <sup>(b)</sup>	GWR&I PR Reuse Flow	GWR&I PR RF <sup>(b)</sup>	AI Reuse Flow	AI Offset Flow	AI RF <sup>(b)</sup>	IND, TF, FP Reuse Flow	IND, TF, FP Offset Flow	Total Flow	Total Offset Flow	Total RF <sup>(b)</sup>
Jefferson	0.000	0.000	0.000	0.000	0.000	0.000	0.000	0.000	0.000	0.000	0.000	0.339	0.203	0.119	0.101	0.101	0.440	0.304	0.119
Lafayette	0.000	0.000	0.000	0.000	0.000	0.000	0.000	0.000	0.000	0.184	0.166	0.000	0.000	0.000	0.000	0.000	0.184	0.000	0.166
Lake	1.431	1.073	0.143	8.309	3.324	3.739	2.590	1.554	0.777	3.351	3.016	1.285	0.771	0.450	0.201	0.201	17.167	6.923	8.125
Lee	9.502	7.127	0.950	91.399	36.560	41.130	3.766	2.260	1.130	0.743	0.669	0.000	0.000	0.000	1.250	1.250	106.660	47.196	43.878
Leon	0.000	0.000	0.000	0.000	0.000	0.000	0.702	0.421	0.211	0.341	0.307	16.176	9.706	5.662	2.220	2.220	19.439	12.347	6.179
Levy	0.000	0.000	0.000	0.000	0.000	0.000	0.000	0.000	0.000	1.161	1.045	0.000	0.000	0.000	0.000	0.000	1.161	0.000	1.045
Liberty	0.000	0.000	0.000	0.000	0.000	0.000	0.000	0.000	0.000	0.117	0.105	0.000	0.000	0.000	0.000	0.000	0.117	0.000	0.105
Madison	0.000	0.000	0.000	0.000	0.000	0.000	0.000	0.000	0.000	0.000	0.000	0.000	0.000	0.000	0.000	0.000	0.000	0.000	0.000
Manatee	1.322	0.992	0.132	6.765	2.706	3.044	4.757	2.854	1.427	0.000	0.000	5.649	3.389	1.977	0.267	0.267	18.760	10.208	6.581
Marion	2.158	1.619	0.216	0.034	0.014	0.015	0.901	0.541	0.270	0.722	0.650	4.100	2.460	1.435	0.099	0.099	8.014	4.732	2.586
Martin	2.148	1.611	0.215	0.561	0.224	0.252	0.418	0.251	0.125	0.319	0.287	0.164	0.098	0.057	0.181	0.181	3.791	2.366	0.937
Miami-Dade	0.000	0.000	0.000	0.000	0.000	0.000	0.000	0.000	0.000	4.210	3.789	0.000	0.000	0.000	14.413	14.413	18.623	14.413	3.789
Monroe	0.135	0.101	0.014	0.113	0.045	0.051	0.029	0.017	0.009	0.000	0.000	0.000	0.000	0.000	0.016	0.016	0.293	0.180	0.073
Nassau	0.921	0.691	0.092	0.000	0.000	0.000	0.000	0.000	0.000	0.305	0.275	0.000	0.000	0.000	0.422	0.422	1.648	1.113	0.367
Okaloosa	0.890	0.668	0.089	2.182	0.873	0.982	0.851	0.511	0.255	8.494	7.645	2.404	1.442	0.841	0.265	0.265	15.086	3.758	9.812
Okeechobee	0.000	0.000	0.000	0.000	0.000	0.000	0.000	0.000	0.000	0.000	0.000	0.000	0.000	0.000	0.000	0.000	0.000	0.000	0.000
Orange	4.212	3.159	0.421	9.327	3.731	4.197	35.223	21.134	10.567	20.588	18.529	1.098	0.659	0.384	3.262	3.262	73.710	31.944	34.099
Osceola	4.415	3.311	0.442	16.725	6.690	7.526	2.347	1.408	0.704	8.382	7.544	0.516	0.310	0.181	2.479	2.479	34.864	14.198	16.396
Palm Beach	17.482	13.112	1.748	11.796	4.719	5.308	7.327	4.396	2.198	0.087	0.078	0.000	0.000	0.000	20.731	20.731	57.424	42.958	9.333
Pasco	2.171	1.628	0.217	13.580	5.432	6.111	9.250	5.550	2.775	4.757	4.281	0.639	0.383	0.224	1.201	1.201	31.598	14.195	13.608
Pinellas	6.065	4.548	0.606	40.488	16.195	18.220	10.213	6.128	3.064	0.000	0.000	0.008	0.005	0.003	10.021	10.021	66.795	36.898	21.893
Polk	1.556	1.167	0.156	3.663	1.465	1.648	2.895	1.737	0.869	2.323	2.091	2.583	1.550	0.904	12.423	12.423	25.443	18.342	5.667
Putnam	1.360	1.020	0.136	0.000	0.000	0.000	0.000	0.000	0.000	0.089	0.080	0.000	0.000	0.000	0.000	0.000	1.449	1.020	0.216
Santa Rosa	1.201	0.901	0.120	0.792	0.317	0.356	0.016	0.010	0.005	0.311	0.280	0.000	0.000	0.000	0.178	0.178	2.498	1.405	0.761
Sarasota	5.436	4.077	0.544	8.087	3.235	3.639	4.340	2.604	1.302	0.000	0.000	0.420	0.252	0.147	0.549	0.549	18.832	10.717	5.632
Seminole	0.639	0.479	0.064	12.927	5.171	5.817	8.283	4.970	2.485	0.956	0.860	1.100	0.660	0.385	0.867	0.867	24.772	12.147	9.611
St. Johns	2.486	1.865	0.249	1.134	0.454	0.510	0.000	0.000	0.000	0.040	0.036	0.000	0.000	0.000	0.195	0.195	3.855	2.513	0.795
St. Lucie	1.537	1.153	0.154	2.509	1.004	1.129	0.020	0.012	0.006	0.982	0.884	0.000	0.000	0.000	0.068	0.068	5.116	2.237	2.173
Sumter	5.854	4.391	0.585	0.900	0.360	0.405	2.367	1.420	0.710	0.148	0.133	0.494	0.296	0.173	0.000	0.000	9.763	6.467	2.007
Suwannee	0.149	0.112	0.015	0.000	0.000	0.000	0.000	0.000	0.000	0.282	0.254	0.504	0.302	0.176	0.000	0.000	0.935	0.414	0.445
Taylor	0.000	0.000	0.000	0.000	0.000	0.000	0.000	0.000	0.000	0.151	0.136	0.738	0.443	0.258	0.120	0.120	1.009	0.563	0.394
Union	0.000	0.000	0.000	0.000	0.000	0.000	0.000	0.000	0.000	0.000	0.000	0.466	0.280	0.163	0.000	0.000	0.466	0.280	0.163
Volusia	4.493	3.370	0.449	14.645	5.858	6.590	3.006	1.804	0.902	1.254	1.129	0.222	0.133	0.078	1.184	1.184	24.804	12.349	9.148

Florida Department of Environmental Protection  
2020 Reuse Inventory

County	GCI Reuse Flow	GCI Offset Flow	GCI RF <sup>(b)</sup>	RI Reuse Flow	RI Offset Flow	RI RF <sup>(b)</sup>	OPAA Reuse Flow	OPAA Offset Flow	OPAA RF <sup>(b)</sup>	GWR&I PR Reuse Flow	GWR&I PR RF <sup>(b)</sup>	AI Reuse Flow	AI Offset Flow	AI RF <sup>(b)</sup>	IND, TF, FP Reuse Flow	IND, TF, FP Offset Flow	Total Flow	Total Offset Flow	Total RF <sup>(b)</sup>
Wakulla	0.000	0.000	0.000	0.000	0.000	0.000	0.000	0.000	0.000	0.000	0.000	0.921	0.553	0.322	0.041	0.041	0.962	0.594	0.322
Walton	1.032	0.774	0.103	0.000	0.000	0.000	0.000	0.000	0.000	0.466	0.419	2.865	1.719	1.003	0.000	0.000	4.363	2.493	1.525
Washington	0.360	0.270	0.036	0.000	0.000	0.000	0.329	0.197	0.099	0.000	0.000	0.108	0.065	0.038	0.015	0.015	0.812	0.547	0.173
<b>Total</b>	<b>108.98</b>	<b>81.74</b>	<b>10.90</b>	<b>328.33</b>	<b>131.33</b>	<b>147.75</b>	<b>125.50</b>	<b>75.30</b>	<b>37.65</b>	<b>80.05</b>	<b>72.05</b>	<b>53.16</b>	<b>31.90</b>	<b>18.61</b>	<b>110.52</b>	<b>110.52</b>	<b>806.55</b>	<b>430.79</b>	<b>286.95</b>

Notes:

- (a) These totals do not include flows to reuse activities that do not represent an offset to potable quality water or aquifer recharge, such as wetlands, decorative fountains and storage purposes.
- (b) RF = recharge flow - the portion of reuse flow that is recharged to water supplies.
- (c) The offset and recharge flows were calculated by multiplying the total flow for a reuse activity by the percentages of potable quality offset and recharge fraction for that reuse activity as prescribed in Table 5 of the *Strategies Report* seen below:

Reuse Activity	Potable Quality Water Offset (%)	Recharge Fraction (%)	Justification Using Table 5 of <i>Strategies Report</i>
Golf Course Irrigation (GCI)	75	10	Efficient landscape irrigation
Residential Irrigation (RI)	40	45	Rounded averages of efficient and inefficient residential irrigation
Other Public Access Areas (OPAA)	60	30	Rounded averages of efficient and inefficient landscape irrigation
Ground Water Recharge & Indirect Potable Reuse (GWR&IPR)	0	90	High Desirability – rapid infiltration basins
Agricultural Irrigation (AI)	60	35	Rounded averages of efficient and inefficient agricultural irrigation
Industrial Uses (IND), Toilet Flushing (TF), and Fire Protection (FP)	100	0	High Desirability – cooling towers, toilet flushing and fire protection

## Water Resource Caution Areas

Water resource caution areas (WRCAs) are areas that have critical water supply problems or are projected to have critical water supply problems within the next 20 years. Originally, water reuse was required only within these water resource caution areas, unless such reuse is not economically, environmentally, or technically feasible as determined by a reuse feasibility study. Currently, Chapter 62-40, F.A.C., requires use of reclaimed water statewide. Domestic wastewater facilities located within, discharging within, or serving a population within designated water resource caution areas are required to prepare reuse feasibility studies before receiving a domestic wastewater permit. Table 8 summarizes information about reuse systems located within WRCAs and those located outside of WRCAs.

**Table 8. Reuse Activity in Water Resource Caution Areas**

Reuse Activity	Inside WRCA	Outside WRCA	Total
Number of Reuse Systems	329	79	408
Number of WWTFs Providing Reuse	331	82	413
Number of WWTFs with no Reuse (Disposal Only)	28	9	37
Total Wastewater Capacity (mgd)	2,395	238	2,633
Total Wastewater Flow (mgd)	1,604	132	1,736
Reuse Capacity (mgd)	1,495	338	1,833
Reuse Flow (mgd)	736	144	880
Public Access Reuse Flow (mgd) <sup>(a)</sup>	499	60	559
Edible Crops Reuse Flow (mgd)	7	0	7

Note:

- (a) This includes irrigation of residential landscapes, golf courses, schools, parks and other public access reuse such as toilet flushing and fire protection.

## Cross-Connection Control

Cross-connections between reclaimed water lines and potable water lines are strictly prohibited in Florida. In 1999, reporting requirements for cross-connection control activities were added to the Annual Reuse Report Form. Appendix J summarizes cross-connection control activities reported by reuse systems for the October 1, 2019, to September 30, 2020, reporting period.

Of the 264 reuse systems that reported cross-connection control activities, 10 reuse systems reported identifying and eliminating one or more cross-connections. A total of 24,600 new connections to public

access reuse systems were reported to occur during the reporting period. A reported 24,468 (99.5 percent) of the new connections were inspected to ensure that no cross-connections had been created.

The 2012 *Guidelines for Water Reuse* published by the U.S. Environmental Protection Agency (EPA) provides guidelines for establishing cross-connection prevention and control programs. Utilities should consult the EPA Guidelines for implementation and enforcement of cross-connection control programs.

### ***Previous Inventories and Trends***

DEP has published reuse inventories since 1998. Table 9 shows a summary of the total number of domestic wastewater treatment facilities providing water for reuse, reuse capacities and capacity ratios of the reuse facilities, and average reuse flow rates and flow ratios recorded for these previous inventories and the 2020 inventory. Figure 3 presents the growth of Florida's reuse capacity and flow. The capacity and flow ratios are also presented in Figure 3.

**Table 9. Summary of DEP Reuse Inventories (1998 to Present)**

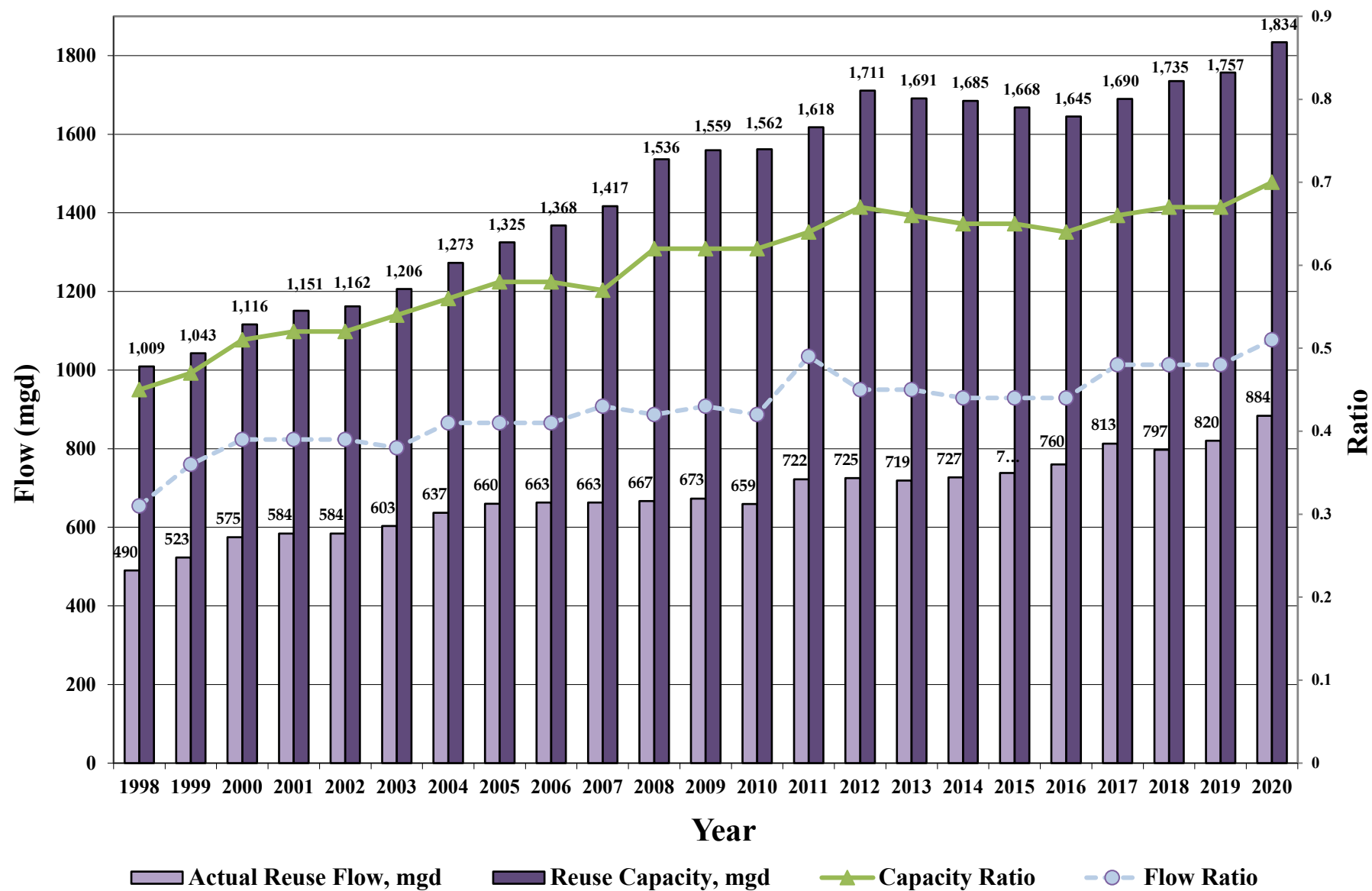
Report Year	No. of Facilities Providing Reuse	Reuse Capacity (mgd)	Capacity Ratio <sup>(a)</sup>	Reuse Flow (mgd)	Flow Ratio <sup>(b)</sup>
1998	451	1,009	0.45	490	0.31
1999	459	1,043	0.47	523	0.36
2000	457	1,116	0.51	575	0.39
2001	461	1,151	0.52	584	0.39
2002	467	1,162	0.52	584	0.39
2003	469	1,206	0.54	603	0.38
2004	468	1,273	0.56	637	0.41
2005	465	1,325	0.58	660	0.41
2006	468	1,368	0.58	663	0.41
2007	475	1,417	0.57	663	0.43
2008	481	1,536	0.62	667	0.42
2009	484	1,559	0.62	673	0.43
2010	482	1,562	0.62	659	0.42
2011	487	1,618	0.64	722	0.49
2012	486	1,711	0.67	725	0.45
2013	482	1,691	0.66	719	0.45
2014	477	1,685	0.65	727	0.44
2015	478	1,668	0.65	738	0.44
2016	478	1,645	0.64	760	0.44
2017	477	1,690	0.66	813	0.48
2018	478	1,735	0.67	797	0.48
2019	476	1,757	0.67	820	0.48
2020	413	1834	0.70	884	0.51

Notes:

(a) Capacity Ratio = Total Reuse Capacity/Total WWTF Capacity.

(b) Flow Ratio = Total Reuse Flow/Total WWTF Flow.

**Figure 3: Florida's Reuse Growth**



## ***Reuse Webpage***

For more information on water reuse in Florida, please see DEP's reuse web page at:

<https://floridadep.gov/water/domestic-wastewater/content/water-reuse-program>.

Downloadable spreadsheets for each of this report's appendices can be found at:

<https://floridadep.gov/water/domestic-wastewater/content/reuse-inventory-database-and-annual-report>.

## ***References***

Florida Estimates of Population 2020, Bureau of Economic and Business Research, University of Florida, 2021. <https://www.bebr.ufl.edu/population>

Florida Department of Environmental Protection, *Reuse of Reclaimed Water and Land Application*, Chapter 62-610, Florida Administrative Code, Florida Department of Environmental Protection, Tallahassee, Florida, 2006.

Florida Department of Environmental Protection, *2019 Reuse Inventory*, Florida Department of Environmental Protection, Tallahassee, Florida, 2020.

Florida Department of Environmental Protection, *2018 Reuse Inventory*, Florida Department of Environmental Protection, Tallahassee, Florida, 2019.

Florida Department of Environmental Protection, *2017 Reuse Inventory*, Florida Department of Environmental Protection, Tallahassee, Florida, 2019.

Florida Department of Environmental Protection, *2016 Reuse Inventory*, Florida Department of Environmental Protection, Tallahassee, Florida, 2017.

Florida Department of Environmental Protection, *2015 Reuse Inventory*, Florida Department of Environmental Protection, Tallahassee, Florida, 2016.

Florida Department of Environmental Protection, *2014 Reuse Inventory*, Florida Department of Environmental Protection, Tallahassee, Florida, 2015.

Florida Department of Environmental Protection, *2013 Reuse Inventory*, Florida Department of Environmental Protection, Tallahassee, Florida, 2014.

Florida Department of Environmental Protection, *2012 Reuse Inventory*, Florida Department of Environmental Protection, Tallahassee, Florida, 2013.

Florida Department of Environmental Protection, *2011 Reuse Inventory*, Florida Department of Environmental Protection, Tallahassee, Florida, 2012.

Florida Department of Environmental Protection, *2010 Reuse Inventory*, Florida Department of Environmental Protection, Tallahassee, Florida, 2011.

Florida Department of Environmental Protection, *2009 Reuse Inventory*, Florida Department of Environmental Protection, Tallahassee, Florida, 2010.

Florida Department of Environmental Protection, *2008 Reuse Inventory*, Florida Department of Environmental Protection, Tallahassee, Florida, 2010.

Florida Department of Environmental Protection, *2007 Reuse Inventory*, Florida Department of Environmental Protection, Tallahassee, Florida, 2009.

Florida Department of Environmental Protection, *2006 Reuse Inventory*, Florida Department of Environmental Protection, Tallahassee, Florida, 2007.

Florida Department of Environmental Protection, *2005 Reuse Inventory*, Florida Department of Environmental Protection, Tallahassee, Florida, 2006.

Florida Department of Environmental Protection, *2004 Reuse Inventory*, Florida Department of Environmental Protection, Tallahassee, Florida, 2005.

Florida Department of Environmental Protection, *2003 Reuse Inventory*, Florida Department of Environmental Protection, Tallahassee, Florida, 2004.

Florida Department of Environmental Protection, *2002 Reuse Inventory*, Florida Department of Environmental Protection, Tallahassee, Florida, 2003.

Florida Department of Environmental Protection, *2001 Reuse Inventory*, Florida Department of Environmental Protection, Tallahassee, Florida, 2002.



Florida Department of Environmental Protection, *2000 Reuse Inventory*, Florida Department of Environmental Protection, Tallahassee, Florida, 2001.

Florida Department of Environmental Protection, *1999 Reuse Inventory*, Florida Department of Environmental Protection, Tallahassee, Florida, 2000.

Florida Department of Environmental Protection, *1998 Reuse Inventory*, Florida Department of Environmental Protection, Tallahassee, Florida, 1999.

Florida Legislature, *Florida County Population Estimates: April 1, 2019*, Office of Economic and Demographic Research, Tallahassee, Florida, 2020.

Reuse Coordinating Committee, *Water Reuse for Florida: Strategies for Effective Use of Reclaimed Water*, Florida Department of Environmental Protection, Tallahassee, Florida, 2003.

United States Environmental Protection Agency, *2012 Guidelines for Water Reuse*, United States Environmental Protection Agency, Washington D.C., 2012.

## ***Appendices***

## Appendix A. Reuse Systems in the Inventory

County	Reuse System Name	Year	Facility ID	Water Management District	DEP District Office	WRCA
Alachua	Southwest Reuse Project Kanapaha Botanical Gardens	2020	FL0112895	SJRWMD	NED	Yes
Alachua	City of Alachua AWRF	2020	FLA011290	SRWMD	NED	Yes
Alachua	Newberry WWTF	2020	FLA011292	SRWMD	NED	Yes
Alachua	University of Florida Water Reclamation Facility	2020	FLA011322	SJRWMD	NED	Yes
Alachua	High Springs WWTP	2020	FLA286095	SRWMD	NED	Yes
Baker	Baker CI WWTP	2020	FLA011332	SRWMD	NED	Yes
Bay	Panama City Beach WWTP #1	2020	FL0021512	NWFWMD	NWD	No
Bay	Military Point Regional AWTF	2020	FL0167959	NWFWMD	NWD	No
Bay	Lynn Haven AWTF	2020	FL0169978	NWFWMD	NWD	No
Bay	North Bay WWTF	2020	FLA428523	NWFWMD	NWD	No
Bradford	City of Starke	2020	FL0028126	SJRWMD	NED	Yes
Bradford	Florida State Prison	2020	FLA113450	SRWMD	NED	Yes
Brevard	Cape Canaveral WRF	2020	FL0020541	SJRWMD	CD	Yes
Brevard	Cocoa Beach WRF	2020	FL0021105	SJRWMD	CD	Yes
Brevard	City of Cocoa Reclaim Water System	2020	FL0021521	SJRWMD	CD	Yes
Brevard	City of Rockledge	2020	FL0021571	SJRWMD	CD	Yes
Brevard	BCUD/South Beaches	2020	FL0040622	SJRWMD	CD	Yes
Brevard	Melbourne/Grant Street	2020	FL0041122	SJRWMD	CD	Yes
Brevard	Barefoot Bay Advanced WWTF	2020	FL0042293	SJRWMD	CD	Yes
Brevard	BCUD/South Central Regional	2020	FL0102679	SJRWMD	CD	Yes
Brevard	CCAFS Regional WWTPP	2020	FL0102920	SJRWMD	CD	Yes
Brevard	Blue Heron WRF	2020	FL0103268	SJRWMD	CD	Yes
Brevard	Blue Heron WRF	2020	FL0103349	SJRWMD	CD	Yes
Brevard	North Brevard WWTF	2020	FLA010263	SJRWMD	CD	Yes
Brevard	Melbourne/DB Lee WWTP	2020	FLA010323	SJRWMD	CD	Yes
Brevard	West Melbourne/Ray Bullard	2020	FLA010332	SJRWMD	CD	Yes
Brevard	Sykes Creek WWTF	2020	FLA102695	SJRWMD	CD	Yes
Brevard	BCDU/Port St. John WWTP	2020	FLA102750	SJRWMD	CD	Yes

Florida Department of Environmental Protection  
2020 Reuse Inventory

County	Reuse System Name	Year	Facility ID	Water Management District	DEP District Office	WRCA
Broward	City of Hollywood Southern Regional Wastewater Treatment Plant	2020	FL0026255	SFWMD	SED	Yes
Broward	NRWWTP Reclaimed Water System	2020	FL0031771	SFWMD	SED	Yes
Broward	City of Hollywood Southern Regional Wastewater Treatment Plant	2020	FL0040398	SFWMD	SED	Yes
Broward	City of Hollywood Southern Regional Wastewater Treatment Plant	2020	FL0040541	SFWMD	SED	Yes
Broward	Southwest WWTF	2020	FLA013580	SFWMD	SED	Yes
Broward	Pompano Beach Reuse Facility	2020	FLA013581	SFWMD	SED	Yes
Broward	Tindall Hammock Irrigation & Soil Conservation District	2020	FLA013583	SFWMD	SED	Yes
Broward	City of Miramar WWTF	2020	FLA017025	SFWMD	SED	Yes
Broward	Plantation Regional WWTP	2020	FLA040401	SFWMD	SED	Yes
Broward	Sawgrass WWTF	2020	FLA042641	SFWMD	SED	Yes
Broward	Town of Davie Water Reclamation Facility	2020	FLA706736	SFWMD	SED	Yes
Charlotte	CCU Master Reclaim System	2020	FL0040291	SWFWMD	SD	Yes
Charlotte	CCU Master Reclaim System	2020	FLA014048	SWFWMD	SD	Yes
Charlotte	CCU Burnt Store Reclaim System	2020	FLA014083	SWFWMD	SD	Yes
Charlotte	CCU Master Reclaim System	2020	FLA014098	SWFWMD	SD	Yes
Charlotte	Englewood Water District WRF	2020	FLA014126	SWFWMD	SD	Yes
Charlotte	Charlotte CL	2020	FLA014130	SFWMD	SD	Yes
Citrus	Brentwood Wastewater Treatment Facility	2020	FLA011844	SWFWMD	SWD	No
Citrus	Meadowcrest WWTP	2020	FLA011845	SWFWMD	SWD	No
Citrus	Inverness WWTP	2020	FLA011847	SWFWMD	SWD	No
Citrus	Crystal River Utilities	2020	FLA011848	SWFWMD	SWD	No
Citrus	Beverly Hills WWTP	2020	FLA011869	SWFWMD	SWD	No
Citrus	Southwest Regional WRF	2020	FLA011903	SWFWMD	SWD	No
Clay	Green Cove Springs - Harbor Road WWTF	2020	FL0020915	SJRWMD	NED	Yes
Clay	Orange Park WWTF	2020	FL0023922	SJRWMD	NED	Yes
Clay	Spencer's Crossing WWTF	2020	FL0039721	SJRWMD	NED	Yes
Clay	Spencer's Crossing WWTF	2020	FL0043834	SJRWMD	NED	Yes
Clay	Spencer's Crossing WWTF	2020	FL0173371	SJRWMD	NED	Yes
Clay	Spencer's Crossing WWTF	2020	FLA011377	SJRWMD	NED	Yes

Florida Department of Environmental Protection  
2020 Reuse Inventory

County	Reuse System Name	Year	Facility ID	Water Management District	DEP District Office	WRCA
Collier	City of Naples Water Reclamation Facility	2020	FL0026271	SFWMD	SD	Yes
Collier	North County WRF	2020	FL0141356	SFWMD	SD	Yes
Collier	South County WRF	2020	FL0141399	SFWMD	SD	Yes
Collier	Immokalee WWTP	2020	FLA014132	SFWMD	SD	Yes
Collier	Marco Island Utilities WWTP	2020	FLA014167	SFWMD	SD	Yes
Collier	City of Everglades City	2020	FLA027618	SFWMD	SD	Yes
Collier	Port of the Island CID	2020	FLA141704	SFWMD	SD	Yes
Collier	Golden Gate WWTP	2020	FLA142140	SFWMD	SD	Yes
Columbia	Columbia Correctional Institution	2020	FLA011418	SRWMD	NED	Yes
Columbia	City of Lake City	2020	FLA113956	SRWMD	NED	Yes
Columbia	City of Lake City	2020	FLA758353	SRWMD	NED	Yes
DeSoto	City of Arcadia Reclaimed Water System	2020	FL0027511	SWFWMD	SD	Yes
DeSoto	Desoto County Regional WWTF	2020	FLA530808	SWFWMD	SD	Yes
Dixie	Cross City WWTF	2020	FLA114201	SRWMD	NED	Yes
Duval	USN NAS Jacksonville WWTF	2020	FL0000957	SJRWMD	NED	Yes
Duval	City of Jacksonville Beach	2020	FL0020231	SJRWMD	NED	Yes
Duval	South Reuse Grid	2020	FL0023493	SJRWMD	NED	Yes
Duval	JEA Buckman WRF	2020	FL0026000	SJRWMD	NED	Yes
Duval	South Reuse Grid	2020	FL0026441	SJRWMD	NED	Yes
Duval	JEA District II WRF	2020	FL0026450	SJRWMD	NED	Yes
Duval	JEA Southwest WRF	2020	FL0026468	SJRWMD	NED	Yes
Duval	South Reuse Grid	2020	FL0043591	SJRWMD	NED	Yes
Duval	South Reuse Grid	2020	FL0174441	SJRWMD	NED	Yes
Duval	Normandy Village WWTF	2020	FLA011517	SJRWMD	NED	Yes
Escambia	ECUA – Pensacola Beach WRF	2020	FL0024007	NWFWMD	NWD	No
Escambia	ECUA – Bayou Marcus Water Reclamation Facility	2020	FL0031801	NWFWMD	NWD	No
Escambia	ECUA – Central Water Reclamation Facility	2020	FL0559351	NWFWMD	NWD	No
Flagler	City of Bunnell WWTF	2020	FL0020907	SJRWMD	NED	Yes
Flagler	Palm Coast WWTF	2020	FL0116009	SJRWMD	NED	Yes
Flagler	Palm Coast WWTF #2	2020	FL0710008	SJRWMD	NED	Yes

Florida Department of Environmental Protection  
2020 Reuse Inventory

County	Reuse System Name	Year	Facility ID	Water Management District	DEP District Office	WRCA
Flagler	Plantation Bay Wastewater Treatment Plant	2020	FLA011597	SJRWMD	NED	Yes
Flagler	Matanzas Shores WWTF	2020	FLA011599	SJRWMD	NED	No
Flagler	Dunes Community Development District WWTF	2020	FLA011602	SJRWMD	NED	Yes
Flagler	Beach Haven WWTF	2020	FLA357171	SJRWMD	NED	No
Franklin	Apalachicola WWTF	2020	FLA038857	NWFWMD	NWD	No
Franklin	Kenneth B. Cope	2020	FLA100641	NWFWMD	NWD	No
Gadsden	Quincy WWTP	2020	FL0029033	NWFWMD	NWD	No
Gadsden	Havana WWTF	2020	FLA100765	NWFWMD	NWD	No
Gadsden	City of Gretna WWTP	2020	FLA100781	NWFWMD	NWD	Yes
Gadsden	Gadsden East WWTF	2020	FLA187941	NWFWMD	NWD	No
Gilchrist	Trenton WWTF	2020	FLA011615	SRWMD	NED	Yes
Gilchrist	Lancaster Correctional Institute	2020	FLA011620	SRWMD	NED	Yes
Gulf	City of Port St. Joe WWTF	2020	FLA020206	NWFWMD	NWD	No
Hamilton	Jennings WWTF	2020	FLA011623	SRWMD	NED	Yes
Hamilton	White Springs WWTF	2020	FLA116220	SRWMD	NED	Yes
Hamilton	Hamilton County WWTP	2020	FLA649163	SRWMD	NED	Yes
Hardee	City of Wauchula WWTP	2020	FLA119890	SWFWMD	SWD	Yes
Hardee	Zolfo Springs WWTF	2020	FLA119903	SWFWMD	SWD	Yes
Hardee	Bowling Green	2020	FLA119911	SWFWMD	SWD	Yes
Hardee	Wauchula Hills WWTF	2020	FLA290980	SWFWMD	SWD	Yes
Hendry	City of Labelle WWTP #1	2020	FLA014283	SFWMD	SD	Yes
Hendry	Port Labelle WWTP	2020	FLA014290	SFWMD	SD	Yes
Hernando	Brookridge Subregional WWTP	2020	FLA012028	SWFWMD	SWD	No
Hernando	Ridge Manor Subregional WWTF	2020	FLA012031	SWFWMD	SWD	No
Hernando	William S. Smith WWRP	2020	FLA012036	SWFWMD	SWD	No
Hernando	Spring Hill WRF	2020	FLA012043	SWFWMD	SWD	No
Hernando	Glen WRF	2020	FLA012069	SWFWMD	SWD	No
Hernando	Hernando County Airport WRF	2020	FLA017223	SWFWMD	SWD	No
Highlands	Cemetery Road WWTP	2020	FLA014311	SWFWMD	SD	Yes
Highlands	City of Avon Park WWTP	2020	FLA014313	SWFWMD	SD	Yes

Florida Department of Environmental Protection  
2020 Reuse Inventory

County	Reuse System Name	Year	Facility ID	Water Management District	DEP District Office	WRCA
Highlands	Cemetery Road WWTP	2020	FLA014328	SWFWMD	SD	Yes
Highlands	Tomoka Heights WWTP AKA Placid Utilities	2020	FLA014329	SWFWMD	SD	Yes
Highlands	Plant #1, Unit 23	2020	FLA014389	SWFWMD	SD	Yes
Highlands	North Main Street WWTP	2020	FLA281484	SWFWMD	SD	Yes
Hillsborough	Howard F. Curren AWWTP	2020	FL0020940	SWFWMD	SWD	Yes
Hillsborough	Northwest WRF	2020	FL0027821	SWFWMD	SWD	Yes
Hillsborough	Falkenburg Road AWWTF	2020	FL0028061	SWFWMD	SWD	Yes
Hillsborough	Valrico AWWTF	2020	FL0040614	SWFWMD	SWD	Yes
Hillsborough	Falkenburg Road AWWTF	2020	FL0040983	SWFWMD	SWD	Yes
Hillsborough	River Oaks AWWTF	2020	FL0041670	SWFWMD	SWD	Yes
Hillsborough	Rice Creek Utilities	2020	FL0122076	SWFWMD	SWD	Yes
Hillsborough	Windemere Reuse System	2020	FLA012138	SWFWMD	SWD	Yes
Hillsborough	River Oaks AWWTF	2020	FLA012234	SWFWMD	SWD	Yes
Hillsborough	Country Meadows	2020	FLA122246	SWFWMD	SWD	Yes
Indian River	IRCUD/Central (Gifford) WWTF	2020	FL0041637	SFWMD	SED	Yes
Indian River	IRCUD/Central (Gifford) WWTF	2020	FLA010431	SFWMD	SED	Yes
Indian River	IRCUD/Central (Gifford) WWTF	2020	FLA010435	SFWMD	SED	Yes
Indian River	IRCUD/Central (Gifford) WWTF	2020	FLA010439	SFWMD	SED	Yes
Indian River	City of Vero Beach	2020	FLA021661	SJRWMD	SED	Yes
Jackson	Town of Sneads	2020	FLA010115	NWFWMD	NWD	No
Jackson	Jackson Correctional Institution WWTP	2020	FLA010127	NWFWMD	NWD	No
Jackson	City of Marianna	2020	FLA101141	NWFWMD	NWD	No
Jackson	Cottondale WWTP	2020	FLA101168	NWFWMD	NWD	No
Jackson	Town of Grand Ridge WWTF	2020	FLA546429	NWFWMD	NWD	No
Jefferson	City of Monticello WWTP	2020	FL0027839	NWFWMD	NWD	No
Jefferson	Jefferson Correctional	2020	FLA011642	SRWMD	NWD	No
Lafayette	Mayo CI WWTP	2020	FLA011646	SRWMD	NED	Yes
Lake	City of Umatilla WWTF	2020	FLA010505	SJRWMD	CD	Yes
Lake	Eustis Reclaim System	2020	FLA010507	SJRWMD	CD	Yes
Lake	City of Mount Dora	2020	FLA010508	SJRWMD	CD	Yes

Florida Department of Environmental Protection  
2020 Reuse Inventory

County	Reuse System Name	Year	Facility ID	Water Management District	DEP District Office	WRCA
Lake	Woodlea Road WRF	2020	FLA010509	SJRWMD	CD	Yes
Lake	Sampey Rd. WWTF-1 (Silver Eagle Reuse Facility)	2020	FLA010513	SJRWMD	CD	Yes
Lake	Clermont – East	2020	FLA010515	SJRWMD	CD	Yes
Lake	Water Oak Utilities	2020	FLA010529	SJRWMD	CD	Yes
Lake	Clerbrook Golf & RV Resort WWTF	2020	FLA010538	SJRWMD	CD	Yes
Lake	Villages WWTF	2020	FLA010555	SJRWMD	CD	Yes
Lake	Pennbrooke Fairways	2020	FLA010570	SJRWMD	CD	Yes
Lake	Lake Groves WWTF	2020	FLA010630	SJRWMD	CD	Yes
Lake	Southlake Utilities WWTF	2020	FLA010634	SJRWMD	CD	Yes
Lake	Sunshine Parkway WWTF	2020	FLA010656	SJRWMD	CD	Yes
Lake	Mid Florida Lakes WWTF	2020	FLA010657	SJRWMD	CD	Yes
Lake	Lake Correctional Institution	2020	FLA010660	SJRWMD	CD	Yes
Lake	Leesburg/Turnpike WWTF	2020	FLA105066	SJRWMD	CD	Yes
Lake	Leesburg/Canal St. WWTF	2020	FLA105147	SJRWMD	CD	Yes
Lake	St. Johns River Utility WWTF (FKA Astor/Astor Park)	2020	FLA187496	SJRWMD	CD	Yes
Lake	City of Mount Dora	2020	FLA268542	SJRWMD	CD	Yes
Lake	Eustis Reclaim System	2020	FLA295965	SJRWMD	CD	Yes
Lake	Pine Island	2020	FLA297631	SJRWMD	CD	Yes
Lake	City of Minneola WWTF	2020	FLA356344	SJRWMD	CD	Yes
Lake	Lady Lake WWTF	2020	FLA399761	SJRWMD	CD	Yes
Lee	Fort Myers Central AWWTF	2020	FL0021261	SFWMD	SD	Yes
Lee	Everest Parkway WRF	2020	FL0030007	SFWMD	SD	Yes
Lee	Lee County Utilities - Fiesta Village	2020	FL0039829	SFWMD	SD	Yes
Lee	Donax Water Reclamation Facility	2020	FLA014430	SFWMD	SD	Yes
Lee	Lake Fairways/Pine Lakes	2020	FLA014463	SFWMD	SD	Yes
Lee	Citrus Park – North	2020	FLA014477	SFWMD	SD	Yes
Lee	Forest Utilities WWTP	2020	FLA014478	SFWMD	SD	Yes
Lee	Fiddlesticks Country Club	2020	FLA014484	SFWMD	SD	Yes
Lee	Eagle Ridge WWTP	2020	FLA014498	SFWMD	SD	Yes
Lee	Cross Creek WWTP	2020	FLA014505	SFWMD	SD	Yes



Florida Department of Environmental Protection  
2020 Reuse Inventory

County	Reuse System Name	Year	Facility ID	Water Management District	DEP District Office	WRCA
Lee	Hunters Ridge WWTP	2020	FLA014541	SFWMD	SD	Yes
Lee	Gateway Water Reclamation Facility	2020	FLA014542	SFWMD	SD	Yes
Lee	Karle Environmental Serv.	2020	FLA014548	SFWMD	SD	Yes
Lee	Lehigh Acres WWTP	2020	FLA014565	SFWMD	SD	Yes
Lee	Gasparilla Island Water Domestic DIW	2020	FLA014641	SWFWMD	SD	Yes
Lee	South Seas Resort WWTP	2020	FLA014686	SFWMD	SD	Yes
Lee	Fort Myers Beach WRF	2020	FLA144215	SFWMD	SD	Yes
Lee	Three Oaks WWTF	2020	FLA145190	SFWMD	SD	Yes
Lee	Pine Island WRF	2020	FLA176460	SFWMD	SD	Yes
Lee	Del Prado WWTF	2020	FLA455458	SFWMD	SD	Yes
Leon	T.P. Smith WRF	2020	FLA010139	NFWWMD	NWD	No
Leon	Sandstone Ranch WWTF	2020	FLA010167	NFWWMD	NWD	No
Leon	Lake Jackson WWTP	2020	FLA010171	NFWWMD	NWD	No
Leon	Killlearn Lakes WWTP	2020	FLA010173	NFWWMD	NWD	No
Levy	Cedar Key WRF	2020	FL0031216	SRWMD	NED	No
Levy	Chiefland WWTF	2020	FLA011648	SRWMD	NED	Yes
Levy	Williston WWTF	2020	FLA012612	SWFWMD	NED	No
Liberty	City of Bristol	2020	FLA284602	NFWWMD	NWD	No
Manatee	City of Palmetto WWTP	2020	FL0020401	SWFWMD	SWD	Yes
Manatee	City of Bradenton WWTP	2020	FL0021369	SWFWMD	SWD	No
Manatee	Manatee County Master Reuse System	2020	FLA012617	SWFWMD	SWD	Yes
Manatee	Manatee County Master Reuse System	2020	FLA012618	SWFWMD	SWD	Yes
Manatee	Manatee County Master Reuse System	2020	FLA012619	SWFWMD	SWD	No
Marion	City of Belleview	2020	FLA010678	SJRWMD	CD	Yes
Marion	Ocala WRF #2	2020	FLA010680	SJRWMD	CD	Yes
Marion	MCUD Stonecrest WWTF	2020	FLA010741	SJRWMD	CD	Yes
Marion	Marion Correctional Institution	2020	FLA010789	SJRWMD	CD	Yes
Marion	On Top of The World South WWTF	2020	FLA012683	SWFWMD	CD	No
Marion	Rainbow Springs 5 <sup>th</sup> Replat	2020	FLA012693	SWFWMD	CD	No
Marion	MCUD/Oak Run	2020	FLA012697	SWFWMD	CD	No

Florida Department of Environmental Protection  
2020 Reuse Inventory

County	Reuse System Name	Year	Facility ID	Water Management District	DEP District Office	WRCA
Marion	City of Dunnellon	2020	FLA126594	SWFWMD	CD	No
Marion	Ocala WRF #3	2020	FLA190268	SWFWMD	CD	No
Marion	MCUD/Silver Springs Shores WRF	2020	FLA296651	SJRWMD	CD	Yes
Marion	Juliette Falls	2020	FLA490415	SWFWMD	CD	No
Martin	Martin County Tropical Farms WWTF	2020	FL0043214	SFWMD	SED	Yes
Martin	South Martin Regional Util. (FKA Hydratech) WWTF	2020	FLA013859	SFWMD	SED	Yes
Martin	Martin Correctional	2020	FLA013881	SFWMD	SED	Yes
Martin	Sailfish Point WWTF	2020	FLA017466	SFWMD	SED	Yes
Martin	Indiantown Wastewater	2020	FLA029939	SFWMD	SED	Yes
Martin	City of Stuart	2020	FLA041459	SFWMD	SED	Yes
Martin	Martin County Tropical Farms WWTF	2020	FLA043192	SFWMD	SED	Yes
Miami-Dade	Central District Wastewater Treatment Plant	2020	FL0024805	SFWMD	SED	Yes
Miami-Dade	North District Wastewater Treatment Plant	2020	FL0032182	SFWMD	SED	Yes
Miami-Dade	City of Homestead WWTF	2020	FLA013609	SFWMD	SED	Yes
Miami-Dade	South District Wastewater Treatment Plant	2020	FLA042137	SFWMD	SED	Yes
Monroe	KW Resort Utilities	2020	FLA013951	SFWMD	SD	Yes
Monroe	City of Key Colony Beach	2020	FLA014720	SFWMD	SD	Yes
Monroe	Duck Key Wastewater Cooperative	2020	FLA014772	SFWMD	SD	No
Monroe	North Key Largo WWTP	2020	FLA015009	SFWMD	SD	Yes
Monroe	City of Marathon Area 5 Little Venice WWTP	2020	FLA187364	SFWMD	SD	Yes
Monroe	City of Marathon Area 4 WWTP	2020	FLA550973	SFWMD	SD	Yes
Monroe	Big Coppitt WWTP	2020	FLA567591	SFWMD	SD	Yes
Monroe	City of Marathon Area 3 WWTP	2020	FLA642851	SFWMD	SD	Yes
Monroe	City of Marathon Area 7 WWTP	2020	FLA705250	SFWMD	SD	Yes
Nassau	Hilliard WWTF	2020	FL0043079	SJRWMD	NED	Yes
Nassau	Nassau Regional	2020	FL0116793	SJRWMD	NED	Yes
Nassau	Nassau Amelia	2020	FLA011688	SJRWMD	NED	Yes
Okaloosa	Hurlburt Field AWTP	2020	FL0003174	NWFWMD	NWD	No
Okaloosa	Jerry D. Mitchem WRF	2020	FLA010181	NWFWMD	NWD	No
Okaloosa	Russell F.W. Stephenson WRF	2020	FLA010182	NWFWMD	NWD	Yes

Florida Department of Environmental Protection  
2020 Reuse Inventory

County	Reuse System Name	Year	Facility ID	Water Management District	DEP District Office	WRCA
Okaloosa	NV Regional WWTP	2020	FLA010185	NWFWMD	NWD	Yes
Okaloosa	City of Mary Esther WWTP	2020	FLA010191	NWFWMD	NWD	Yes
Okaloosa	Crestview WWTP	2020	FLA010193	NWFWMD	NWD	No
Okaloosa	George F. French Rec. Fac.	2020	FLA010194	NWFWMD	NWD	Yes
Okaloosa	Arbennie Pritchett WRF	2020	FLA485942	NWFWMD	NWD	No
Okeechobee	Okeechobee CI	2020	FLA013940	SFWMD	SED	Yes
Orange	Winter Garden WWTF	2020	FL0020109	SJRWMD	CD	Yes
Orange	OCUD/Eastern Subregional WRF	2020	FL0038849	SJRWMD	CD	Yes
Orange	City of Orlando Conserv II	2020	FLA010795	SJRWMD	CD	Yes
Orange	OCUD/Northwest Water Reclamation Facility	2020	FLA010798	SJRWMD	CD	Yes
Orange	Orlando – Conserv II WRF	2020	FLA010814	SFWMD	CD	Yes
Orange	Ocoee WTP	2020	FLA010815	SJRWMD	CD	Yes
Orange	Orlando/Conserv I WWTF	2020	FLA010816	SFWMD	CD	Yes
Orange	City of Apopka WRF – Project Arrow	2020	FLA010818	SJRWMD	CD	Yes
Orange	Winter Park Estates WWTF	2020	FLA010819	SJRWMD	CD	Yes
Orange	Fairways Country Club WWTP	2020	FLA010823	SJRWMD	CD	Yes
Orange	Gulfstream Harbor Mobile Home Park	2020	FLA010835	SJRWMD	CD	Yes
Orange	Rocksprings	2020	FLA010871	SJRWMD	CD	Yes
Orange	Wedgfield WWTF	2020	FLA010900	SJRWMD	CD	Yes
Orange	Orange County NW Reclaimed Facility	2020	FLA010978	SJRWMD	CD	Yes
Orange	Orange County South Regional WRF	2020	FLA107972	SJRWMD	CD	Yes
Orange	Reedy Creek Improvement District	2020	FLA108219	SFWMD	CD	Yes
Osceola	TWA – Cypress West	2020	FL0036862	SFWMD	CD	Yes
Osceola	South Bermuda WRF	2020	FLA010957	SFWMD	CD	Yes
Osceola	Sandhill WRF	2020	FLA010958	SFWMD	CD	Yes
Osceola	Parkway WRF	2020	FLA010960	SFWMD	CD	Yes
Osceola	St. Cloud Southside WRF	2020	FLA010962	SFWMD	CD	Yes
Osceola	Good Samaritan Retirement Village	2020	FLA010974	SJRWMD	CD	Yes
Osceola	South Bermuda WRF	2020	FLA010983	SFWMD	CD	Yes
Osceola	TWA – Lake Marion	2020	FLA109843	SFWMD	CD	Yes

Florida Department of Environmental Protection  
2020 Reuse Inventory

County	Reuse System Name	Year	Facility ID	Water Management District	DEP District Office	WRCA
Osceola	Harmony WRF	2020	FLA267872	SFWMD	CD	Yes
Osceola	Reuse Transfer to TWA RIBs	2020	FLA010979	SFWMD	CD	Yes
Palm Beach	City of Boca Raton WWTP	2020	FL0026344	SFWMD	SED	Yes
Palm Beach	Loxahatchee Env Control Dist. WWTP	2020	FL0034649	SFWMD	SED	Yes
Palm Beach	South Central Regional WWTP	2020	FL0035980	SFWMD	SED	Yes
Palm Beach	PGA Wastewater Treatment Plant	2020	FL0038768	SFWMD	SED	Yes
Palm Beach	Southern Region Water Reclamation	2020	FL0041424	SFWMD	SED	Yes
Palm Beach	Central Region Reclamation Water Facility (CRRWF)	2020	FL0471275	SFWMD	SED	Yes
Palm Beach	Western Region Wastewater Treatment Facility	2020	FLA027740	SFWMD	SED	Yes
Palm Beach	East Central Regional WWTP	2020	FLA041360	SFWMD	SED	Yes
Palm Beach	Village of Wellington WWTF	2020	FLA042595	SFWMD	SED	Yes
Palm Beach	Western Regional WWTF	2020	FLA136778	SFWMD	SED	Yes
Pasco	City of New Port Richey WWTF	2020	FL0127434	SWFWMD	SWD	Yes
Pasco	Shady Hills	2020	FLA012731	SWFWMD	SWD	Yes
Pasco	Southeast	2020	FLA012735	SWFWMD	SWD	Yes
Pasco	Wesley Center	2020	FLA012737	SWFWMD	SWD	Yes
Pasco	Southeast	2020	FLA012741	SWFWMD	SWD	Yes
Pasco	City of Zephyrhills WWTP	2020	FLA012744	SWFWMD	SWD	Yes
Pasco	Seven Springs WWTF	2020	FLA012752	SWFWMD	SWD	Yes
Pasco	Jasmine Lakes	2020	FLA012768	SWFWMD	SWD	Yes
Pasco	Palm Terrace	2020	FLA012773	SWFWMD	SWD	Yes
Pasco	Labrador Spray Field	2020	FLA012801	SWFWMD	SWD	Yes
Pasco	Traveler's Rest Resort	2020	FLA012831	SWFWMD	SWD	Yes
Pasco	Embassy Hills	2020	FLA016094	SWFWMD	SWD	Yes
Pinellas	City of Dunedin	2020	FL0021326	SWFWMD	SWD	Yes
Pinellas	City of Clearwater Marshall St. WRF	2020	FL0021857	SWFWMD	SWD	Yes
Pinellas	City of Clearwater Marshall St. WRF	2020	FL0021865	SWFWMD	SWD	Yes
Pinellas	City of Largo	2020	FL0026603	SWFWMD	SWD	Yes
Pinellas	City of Oldsmar	2020	FL0027651	SWFWMD	SWD	Yes
Pinellas	City of Tarpon Springs	2020	FL0030406	SWFWMD	SWD	Yes

Florida Department of Environmental Protection  
2020 Reuse Inventory

County	Reuse System Name	Year	Facility ID	Water Management District	DEP District Office	WRCA
Pinellas	South Cross Bayou WRF	2020	FL0040436	SWFWMD	SWD	Yes
Pinellas	Northwest Pinellas Master Reuse System	2020	FL0128775	SWFWMD	SWD	Yes
Pinellas	City of Clearwater Marshall St. WRF	2020	FL0128937	SWFWMD	SWD	Yes
Pinellas	On Top of the World WWTP	2020	FLA012905	SWFWMD	SWD	Yes
Pinellas	St. Petersburg Master Reuse System	2020	FLA128821	SWFWMD	SWD	Yes
Pinellas	St. Petersburg Master Reuse System	2020	FLA128830	SWFWMD	SWD	Yes
Pinellas	St. Petersburg Master Reuse System	2020	FLA128848	SWFWMD	SWD	Yes
Pinellas	St. Petersburg Master Reuse System	2020	FLA128856	SWFWMD	SWD	Yes
Polk	Auburndale Allred WWTP	2020	FL0021466	SWFWMD	SWD	Yes
Polk	City of Winter Haven – WWTP #3	2020	FL0036048	SWFWMD	SWD	Yes
Polk	CD McIntosh Power Plant Industrial Reuse	2020	FL0039772	SWFWMD	SWD	Yes
Polk	Northeast Regional WWTF	2020	FL0A00002	SWFWMD	SWD	Yes
Polk	Sun Ray WWTP	2020	FLA012949	SWFWMD	SWD	Yes
Polk	Southwest Regional WWTP	2020	FLA012954	SWFWMD	SWD	Yes
Polk	Waverly WWTF	2020	FLA012968	SWFWMD	SWD	Yes
Polk	City of Lake Alfred	2020	FLA012975	SWFWMD	SWD	Yes
Polk	City of Bartow WRF	2020	FLA012976	SWFWMD	SWD	Yes
Polk	Haines City WWTP	2020	FLA012977	SWFWMD	SWD	Yes
Polk	CD McIntosh Power Plant Industrial Reuse	2020	FLA012985	SWFWMD	SWD	Yes
Polk	Grenelefe Utilities	2020	FLA013016	SWFWMD	SWD	Yes
Polk	Cypress Lakes WWTP	2020	FLA013123	SWFWMD	SWD	Yes
Polk	City of Fort Meade	2020	FLA016529	SWFWMD	SWD	Yes
Polk	City of Auburndale Regional WWTF	2020	FLA016559	SWFWMD	SWD	Yes
Polk	Gold Coast Utility	2020	FLA110434	SFWMD	SWD	Yes
Polk	City of Winter Haven WWTP #2	2020	FLA129747	SWFWMD	SWD	Yes
Polk	City of Lake Wales WWTP	2020	FLA129844	SWFWMD	SWD	Yes
Polk	Northwest Regional WWTF	2020	FLA178667	SWFWMD	SWD	Yes
Polk	Cardinal Hill WWTF	2020	FLA489093	SWFWMD	SWD	Yes
Putnam	Crescent City WWTP	2020	FL0021610	SJRWMD	NED	Yes
Putnam	Palatka WWTF	2020	FL0040061	SJRWMD	NED	Yes

Florida Department of Environmental Protection  
2020 Reuse Inventory

County	Reuse System Name	Year	Facility ID	Water Management District	DEP District Office	WRCA
Putnam	The Oaks Golf Course	2020	FLA117218	SJRWMD	NED	Yes
Santa Rosa	Milton WWTF	2020	FL0021903	NWFWMD	NWD	No
Santa Rosa	Navarre Beach STP	2020	FL0023981	NWFWMD	NWD	No
Santa Rosa	Pace Water System WWTP	2020	FL0102202	NWFWMD	NWD	No
Santa Rosa	Town of Jay WWTP	2020	FLA010206	NWFWMD	NWD	No
Santa Rosa	Holley-Navarre Water System	2020	FLA010211	NWFWMD	NWD	Yes
Santa Rosa	Sundial Utilities WWTP	2020	FLA016779	NWFWMD	NWD	No
Santa Rosa	City of Sarasota AWWTF	2020	FL0040771	SWFWMD	SD	No
Santa Rosa	Venice Eastside WRF	2020	FL0041441	SWFWMD	SD	Yes
Santa Rosa	Sarasota County North Master Reuse System	2020	FLA013372	SWFWMD	SD	Yes
Santa Rosa	City of North Port WWTP	2020	FLA013378	SWFWMD	SD	Yes
Santa Rosa	Sarasota County North Master Reuse System	2020	FLA013455	SWFWMD	SD	Yes
Santa Rosa	Sarasota County South Master Reuse System	2020	FLA043494	SWFWMD	SD	Yes
Seminole	Sanford/North WWTF	2020	FL0020141	SJRWMD	CD	Yes
Seminole	Project APRICOT	2020	FL0033251	SJRWMD	CD	Yes
Seminole	Wekiva Hunt Club WRF	2020	FL0036251	SJRWMD	CD	Yes
Seminole	Oviedo WRF	2020	FL0037966	SJRWMD	CD	Yes
Seminole	Casselberry WRF	2020	FLA011066	SJRWMD	CD	Yes
Seminole	Oviedo WRF	2020	FLA011074	SJRWMD	CD	Yes
Seminole	Chuluota	2020	FLA011076	SJRWMD	CD	Yes
Seminole	Palm Valley MHC	2020	FLA011085	SJRWMD	CD	Yes
Seminole	SCES – Northwest Regional	2020	FLA011086	SJRWMD	CD	Yes
Seminole	SCES – Northwest Regional	2020	FLA042625	SJRWMD	CD	Yes
Seminole	Sanford/North WWTF	2020	FLA181714	SJRWMD	CD	Yes
St. Johns	City of St. Augustine WWTP No. 1	2020	FL0021938	SJRWMD	NED	Yes
St. Johns	Marsh Creek, Ocean Cay, Ocean Ridge	2020	FL0038831	SJRWMD	NED	Yes
St. Johns	Northwest and SR 16 WWTF	2020	FL0043109	SJRWMD	NED	No
St. Johns	Players Club Water Reclamation Facility	2020	FL0044245	SJRWMD	NED	Yes
St. Johns	Marsh Landing Wastewater Treatment Facility	2020	FL0044253	SJRWMD	NED	Yes
St. Johns	SR 207 WWTF	2020	FL0117471	SJRWMD	NED	Yes

Florida Department of Environmental Protection  
2020 Reuse Inventory

County	Reuse System Name	Year	Facility ID	Water Management District	DEP District Office	WRCA
St. Johns	Sawgrass Wastewater Treatment Facility	2020	FL0117897	SJRWMD	NED	Yes
St. Johns	Ponte Vedra WRF	2020	FL0117951	SJRWMD	NED	Yes
St. Johns	Northwest and SR 16 WWTF	2020	FL0670651	SJRWMD	NED	Yes
St. Johns	North Beach Utilities, Inc.	2020	FLA011765	SJRWMD	NED	No
St. Lucie	Fort Pierce Utility Authority WWTF	2020	FL0027278	SFWMD	SED	Yes
St. Lucie	South Hutchinson Island WRF	2020	FL0139475	SFWMD	SED	Yes
St. Lucie	North Hutchinson Island Reclamation Facility	2020	FLA013946	SFWMD	SED	Yes
St. Lucie	North County Holiday Pines WWTF	2020	FLA013969	SFWMD	SED	Yes
St. Lucie	Spanish Lakes Country Club Village WWTF	2020	FLA013977	SFWMD	SED	Yes
St. Lucie	Meadowood WWTF	2020	FLA013982	SFWMD	SED	Yes
St. Lucie	St. Lucie West Services District	2020	FLA013993	SFWMD	SED	Yes
St. Lucie	Spanish Lakes Fairways WWTF	2020	FLA013998	SFWMD	SED	Yes
St. Lucie	Westport WWTF	2020	FLA139653	SFWMD	SED	Yes
Sumter	City of Wildwood	2020	FLA013497	SWFWMD	CD	No
Sumter	Sumter Correctional Inst.	2020	FLA013558	SWFWMD	SWD	No
Sumter	Little Sumter Utility Co WWTF	2020	FLA017133	SWFWMD	CD	No
Sumter	Continental Country Club	2020	FLA043699	SWFWMD	CD	No
Sumter	City of Bushnell - David Hanson WWTF	2020	FLA188697	SWFWMD	CD	No
Sumter	North Sumter Utility Company WWTF	2020	FLA281581	SWFWMD	CD	No
Sumter	Central Sumter Utility WWTF	2020	FLA499951	SWFWMD	CD	No
Suwannee	Live Oak WWTP	2020	FLA011805	SRWMD	NED	Yes
Suwannee	Advent Christian Village	2020	FLA011819	SRWMD	NED	Yes
Taylor	City of Perry	2020	FL0026387	SRWMD	NED	No
Taylor	Taylor Correctional Institute	2020	FLA011831	SRWMD	NED	No
Union	City of Lake Butler	2020	FLA118338	SJRWMD	NED	Yes
Volusia	Deland/Wiley M. Nash WRF	2020	FL0020303	SJRWMD	CD	Yes
Volusia	Ormond Beach WWTF	2020	FL0020532	SJRWMD	CD	Yes
Volusia	Port Orange WWTF	2020	FL0020559	SJRWMD	CD	Yes
Volusia	City of Edgewater	2020	FL0021431	SJRWMD	CD	Yes
Volusia	Daytona Reuse Implementation Program DRIP	2020	FL0025984	SJRWMD	CD	Yes

Florida Department of Environmental Protection  
2020 Reuse Inventory

County	Reuse System Name	Year	Facility ID	Water Management District	DEP District Office	WRCA
Volusia	Holly Hill WWTP	2020	FL0027677	SJRWMD	CD	Yes
Volusia	Daytona Reuse Implementation Program DRIP	2020	FL0111392	SJRWMD	CD	Yes
Volusia	New Smyrna Beach	2020	FL0172090	SJRWMD	CD	Yes
Volusia	VC/Southwest WWTF-2	2020	FLA011121	SJRWMD	CD	Yes
Volusia	VC/Southwest Regional WWTF-1	2020	FLA011128	SJRWMD	CD	Yes
Volusia	VC/ Halifax Plantation WWTF-8	2020	FLA011131	SJRWMD	CD	Yes
Volusia	VC/Southeast WWTF-7	2020	FLA017413	SJRWMD	CD	Yes
Volusia	Deltona Lakes WRF	2020	FLA111724	SJRWMD	CD	Yes
Volusia	Deltona Eastern WRF	2020	FLA709883	SJRWMD	CD	Yes
Wakulla	Wakulla Co. (Otter Creek) WWTF	2020	FLA010225	NFWWMD	NWD	No
Wakulla	Winco Utilities Inc. WWTP	2020	FLA016544	NFWWMD	NWD	No
Wakulla	City of St. Marks WWTF	2020	FLA102318	NFWWMD	NWD	No
Walton	City of Freeport WWTP	2020	FLA010245	NFWWMD	NWD	Yes
Walton	Wolfe Creek Reuse System - Seacrest WWTF	2020	FLA010251	NFWWMD	NWD	Yes
Walton	Seacrest WWTP	2020	FLA010252	NFWWMD	NWD	Yes
Walton	Walton C.I.	2020	FLA010254	NFWWMD	NWD	No
Walton	City of DeFuniak Springs	2020	FLA102440	NFWWMD	NWD	No
Walton	Pt. Washington WWTP	2020	FLA183555	NFWWMD	NWD	Yes
Walton	Walton County Commerce Park at Mossy Head WWTF	2020	FLA689637	NFWWMD	NWD	No
Washington	Chipley WWTP	2020	FLA027570	NFWWMD	NWD	No
Washington	Vernon WWTF	2020	FLA102563	NFWWMD	NWD	No

Note:

\* The permitted wastewater facility capacity for this reuse system is less than 0.1 mgd.



## Appendix B. Domestic Wastewater Treatment Facilities That Reported Providing Reuse

County	Reuse System Name	WWTP Name	Facility ID	Disinfection Level	WWTP Capacity (mgd)	WWTP Flow (mgd)
Alachua	Southwest Reuse Project Kanapaha Botanical Gardens	Kanapaha WRF	FL0112895	HI	14.9	10.5707
Alachua	City of Alachua AWRP	Alachua AWRP	FLA011290	HI	1.5	0.67
Alachua	Newberry WWTF	Newberry WWTF	FLA011292	BA	0.499	0.213
Alachua	University of Florida Water Reclamation Facility	University of Florida WWTF (FDOE)	FLA011322	HI	3	1.61
Alachua	High Springs WWTP	High Springs WWTF	FLA286095	BA	0.24	0.165
Baker	Baker CI WWTP	Baker Correctional Institution WWTF	FLA011332	HI	0.32	0.194
Bay	Panama City Beach WWTP #1	Panama City Beach	FL0021512	HI	14	6.609
Bay	Military Point Regional AWTf	Military Point Regional AWT Facility	FL0167959	IM	7	3.3
Bay	Lynn Haven AWTf	Lynn Haven AWTf	FL0169978	HI	2.5	1.457
Bay	North Bay WWTF	North Bay WWTF	FLA428523	BA	0.5	0.078
Bradford	City of Starke	Starke WWTF	FL0028126	BA	0.98	0.731
Bradford	Florida State Prison	Florida State Prison WWTF	FLA113450	BA	1.58	0.94
Brevard	Cape Canaveral WRF	Cape Canaveral WRF	FL0020541	HI	1.8	1.148
Brevard	Cocoa Beach WRF	Cocoa Beach WRF	FL0021105	HI	6	3.893
Brevard	City of Cocoa Reclaim Water System	Cocoa Water Reclamation Facility	FL0021521	HI	4.5	2.19
Brevard	City of Rockledge	Rockledge WWTF	FL0021571	HB	4.5	2.34
Brevard	BCUD/South Beaches	BCUD – South Beaches WWTF	FL0040622	HI	8	6.247
Brevard	Melbourne/Grant Street	Melbourne/Grant Street	FL0041122	HB	5.5	3.15
Brevard	Barefoot Bay Advanced WWTF	Barefoot Bay Advanced WWTF	FL0042293	HI	0.9	0.685
Brevard	BCUD/South Central Regional	BCUD-South Central Regional	FL0102679	HB	12	4.75
Brevard	CCAFS Regional WWTPP	Cape Canaveral Air Force Station Regional WWTF	FL0102920	BA	0.8	0.436
Brevard	Blue Heron WRF	Titusville North – Osprey	FL0103268	HI	2.75	2.098
Brevard	Blue Heron WRF	Titusville Blue Heron WRF	FL0103349	HI	4	1.974
Brevard	North Brevard WWTF	BCUD/North Regional/John D Wright	FLA010263	HI	0.99	0.282
Brevard	Melbourne/D.B. Lee WWTP	Melbourne – David B. Lee WWTF	FLA010323	HB	7	4.28
Brevard	West Melbourne/Ray Bullard	Ray Bullard WRF	FLA010332	HI	3	1.9

Florida Department of Environmental Protection  
2020 Reuse Inventory

County	Reuse System Name	WWTP Name	Facility ID	Disinfection Level	WWTP Capacity (mgd)	WWTP Flow (mgd)
Brevard	Sykes Creek WWTF	BCUD/Sykes Creek Regional WWTF	FLA102695	HI	6	3.05
Brevard	BCDU/Port St. John WWTP	BCUD/Port St. John	FLA102750	HI	0.49	0.408
Broward	City of Hollywood Southern Regional Wastewater Treatment Plant	Hollywood Southern Regional WWTF	FL0026255	BA	55.5	40.89
Broward	NRWWTP Reclaimed Water System	Broward Co North Regional WWTP	FL0031771	HB	95	72
Broward	City of Hollywood Southern Regional Wastewater Treatment Plant	City of Cooper City WWTP	FL0040398	HI	0.044	1.86
Broward	City of Hollywood Southern Regional Wastewater Treatment Plant	Town of Davie WWTP	FL0040541	HI	4.85	2.04
Broward	Southwest WWTF	Sunrise Southwest WWTP	FLA013580	BA	0.99	0.247
Broward	Pompano Beach Reuse Facility	Pompano Beach Community Park Reuse City	FLA013581	HI	7.5	2.909
Broward	Tindall Hammock Irrigation & Soil Conservation District	Fern Crest Utility	FLA013583	HI	0.6	0.423
Broward	City of Miramar WWTF	City of Miramar WWTF	FLA017025	HI	12.7	9.85
Broward	Plantation Regional WWTP	Plantation Regional WWTP	FLA040401	HI	18.9	11.8628
Broward	Sawgrass WWTF	Sunrise No. 3 WWTP (Sawgrass)	FLA042641	HI	2	0.434
Broward	Town of Davie Water Reclamation Facility	Town of Davie WRF	FLA706736	HI	3.5	1.489
Charlotte	CCU Master Reclaim System	Charlotte County Utilities – Eastport WWTP	FL0040291	HI	6	4.392
Charlotte	CCU Master Reclaim System	Charlotte County Utilities – Westport WWTP	FLA014048	HI	1.2	0.707
Charlotte	CCU Burnt Store Reclaim System	Charlotte County Utilities – Burnt Store WWTP	FLA014083	HI	0.5	0.318
Charlotte	CCU Master Reclaim System	Rotonda WRF	FLA014098	HI	2	1.076
Charlotte	Englewood Water District WRF	Englewood WWTF	FLA014126	HI	3.4	1.43
Charlotte	Charlotte CL	Charlotte Correctional Institution WWTP	FLA014130	HI	0.25	0.231
Citrus	Brentwood Wastewater Treatment Facility	Brentwood Regional WWTF	FLA011844	BA	0.5	0.397
Citrus	Meadowcrest WWTP	Meadowcrest WWTF	FLA011845	HI	2	0.702
Citrus	Inverness WWTP	City of Inverness WWTF	FLA011847	HI	1.5	0.53
Citrus	Crystal River Utilities	City of Crystal River WWTF	FLA011848	BA	2.5	0.662
Citrus	Beverly Hills WWTP	Beverly Hills WWTF	FLA011869	BA	0.575	0.464

Florida Department of Environmental Protection  
2020 Reuse Inventory

County	Reuse System Name	WWTP Name	Facility ID	Disinfection Level	WWTP Capacity (mgd)	WWTP Flow (mgd)
Citrus	Southwest Regional WRF	Southwest Regional Water R.F. FKA Sugarmill Woods WWTF	FLA011903	BA	1.5	0.692
Clay	Green Cove Springs - Harbor Road WWTF	Green Cove Springs - Harbor Road WWTP	FL0020915	HI	0.75	0.493
Clay	Orange Park WWTF	Orange Park WWTF	FL0023922	BA	2.5	0.948
Clay	Spencer's Crossing WWTF	Ridaught Landing WWTF	FL0039721	HI	2.37	1.15
Clay	Spencer's Crossing WWTF	Fleming Island Regional WWTF	FL0043834	HI	4	2.215
Clay	Spencer's Crossing WWTF	Spencer	FL0173371	HI	4	1.53
Clay	Spencer's Crossing WWTF	Mid-Clay Regional WWTF	FLA011377	HI	2.08	0.862
Collier	City of Naples Water Reclamation Facility	Naples WRF	FL0026271	HI	10	4.731
Collier	North County WRF	Collier County South County WRF	FL0141356	HI	16	9.097
Collier	South County WRF	Collier County North County WRF	FL0141399	HI	24.1	10.377
Collier	Immokalee WWTP	Immokalee WWTF	FLA014132	BA	4	1.83
Collier	Marco Island Utilities WWTP	Marco Island Utilities WWTP	FLA014167	HI	4.92	2.451
Collier	City of Everglades City	Everglades City WWTF	FLA027618	BA	0.16	0.069
Collier	Port of the Island CID	Port of the Islands - WRF	FLA141704	BA	0.2	0.136
Collier	Golden Gate WWTP	Golden Gate WWTP	FLA142140	HB	1.5	1.129
Columbia	Columbia Correctional institution	Columbia Correctional Institution WWTF	FLA011418	HB	0.525	0.399
Columbia	City of Lake City	St. Margaret WWTF	FLA113956	IM	3	1.72
Columbia	City of Lake City	Kicklighter WWTF	FLA758353	IM	3	0.43
DeSoto	City of Arcadia Reclaimed Water System	William Tyson WWTP	FL0027511	HI	2	0.79
DeSoto	Desoto County Regional WWTF	Desoto County Regional WWTP	FLA530808	BA	0.75	0.33
Dixie	Cross City WWTF	Cross City WWTF	FLA114201	BA	0.64	0.283
Duval	USN NAS Jacksonville WWTF	USN NAS Jacksonville	FL0000957	HI	2.3	0.583
Duval	City of Jacksonville Beach	Jacksonville Beach WWTF	FL0020231	BA	4.5	2.69
Duval	South Reuse Grid	Mandarin WRF	FL0023493	HI	8.75	6.351
Duval	JEA Buckman WRF	Buckman WWTF	FL0026000	BA	52.5	25.84
Duval	South Reuse Grid	Arlington East WWTF	FL0026441	HI	25	19.97
Duval	JEA District II WRF	District II WWTF	FL0026450	BA	10	5.69
Duval	JEA Southwest WRF	Southwest District WWTF	FL0026468	BA	14	11.69

Florida Department of Environmental Protection  
2020 Reuse Inventory

County	Reuse System Name	WWTP Name	Facility ID	Disinfection Level	WWTP Capacity (mgd)	WWTP Flow (mgd)
Duval	South Reuse Grid	Julington Creek WRF	FL0043591	HI	1	0.91
Duval	South Reuse Grid	Blacks Ford WRF	FL0174441	HI	6	4.908
Duval	Normandy Village WWTF	Normandy Village Utility Company WWTF	FLA011517	BA	0.4	0.307
Escambia	ECUA – Pensacola Beach WRF	ECUA – Pensacola Beach	FL0024007	HI	0.432	0.096
Escambia	ECUA – Pensacola Beach WRF	ECUA – Pensacola Beach	FL0024007	IM	2.4	0.781
Escambia	ECUA – Bayou Marcus Water Reclamation Facility	ECUA – Bayou Marcus WRF	FL0031801	BA	8.2	5.435
Escambia	ECUA – Central Water Reclamation Facility	ECUA – Central WRF	FL0559351	HI	22.5	13.543
Flagler	City of Bunnell WWTF	City of Bunnell WWTF – Michael J. Mikulka	FL0020907	HI	0.6	0.3
Flagler	City of Bunnell WWTF	City of Bunnell WWTF – Michael J. Mikulka	FL0020907	LL	0.3	0.053
Flagler	Palm Coast WWTF	Palm Coast WWTF	FL0116009	HI	6.83	5.673
Flagler	Palm Coast WWTF #2	Palm Coast WWTF #2	FL0710008	HI	2	1.014
Flagler	Plantation Bay Wastewater Treatment Plant	Plantation Bay WWTF	FLA011597	BA	0.475	0.216
Flagler	Matanzas Shores WWTF	Matanzas Shores WWTF	FLA011599	BA	0.322	2.181
Flagler	Dunes Community Development District WWTF	Dunes CDD WWTF	FLA011602	HI	0.71	0.363
Flagler	Beach Haven WWTF	Beach Haven WWTF	FLA357171	HI	0.049	0.016
Franklin	Apalachicola WWTF	Apalachicola WWTF	FLA038857	HI	1	0.25
Franklin	Kenneth B. Cope	Kenneth B. Cope AWT Facility	FLA100641	HI	1.2	0.36
Gadsden	Quincy WWTP	City of Quincy	FL0029033	BA	1.5	0.96
Gadsden	Havana WWTF	Town of Havana (STP)	FLA100765	BA	0.4	0.161
Gadsden	City of Gretna - WWTP	City of Gretna - WWTP	FLA100781	HI	0.4	0.271
Gadsden	Gadsden East WWTF	Gadsden East WWTF	FLA187941	BA	0.25	0.199
Gilchrist	Trenton WWTF	Trenton WWTF	FLA011615	BA	0.2	0.132
Gilchrist	Lancaster Correctional Institute	Lancaster Correctional Institution WWTF	FLA011620	BA	0.25	0.09
Gulf	City of Port St Joe WWTF	City of Port St. Joe	FLA020206	HI	1.9	0.49
Hamilton	Jennings WWTF	Jennings WWTF	FLA011623	BA	0.175	0.107
Hamilton	White Springs WWTF	White Springs WWTF	FLA116220	BA	0.15	0.0331
Hamilton	Hamilton County WWTP	SR – 6/I-75 WWTF	FLA649163	BA	0.125	0.0122
Hardee	City of Wauchula WWTP	City of Wauchula WWTF	FLA119890	BA	1.2	0.534

Florida Department of Environmental Protection  
2020 Reuse Inventory

County	Reuse System Name	WWTP Name	Facility ID	Disinfection Level	WWTP Capacity (mgd)	WWTP Flow (mgd)
Hardee	Zolfo Springs WWTF	City of Zolfo Springs WWTF	FLA119903	BA	0.29	0.112
Hardee	Bowling Green	City of Bowling Green WWTF	FLA119911	BA	0.32	0.187
Hardee	Wauchula Hills WWTF	Wauchula Hills WWTP	FLA290980	BA	0.36	0.115
Hendry	City of Labelle WWTP #1	City of Labelle WWTP #1	FLA014283	BA	0.75	0.377
Hendry	Port Labelle WWTP	Port Labelle WWTP	FLA014290	BA	0.499	0.187
Hernando	Brookridge Subregional WWTP	Brookridge Subregional WWTP	FLA012028	BA	0.75	0.187
Hernando	Ridge Manor Subregional WWTF	Ridge Manor Subregional WWTF	FLA012031	BA	0.75	0.248
Hernando	William S. Smith WWRf	William S. Smith Water Reclamation Facility	FLA012036	BA	8	0.76
Hernando	Spring Hill WRF	Spring Hill WRF	FLA012043	HI	2.5	1.417
Hernando	Glen WRF	Glen Water Reclamation Facility	FLA012069	BA	3	1.054
Hernando	Hernando County Airport WRF	Hernando County Airport WRF	FLA017223	BA	3.5	1.644
Highlands	Cemetery Road WWTP	City of Sebring Cemetery Road WWTP	FLA014311	BA	1.5	1.066
Highlands	City of Avon Park WWTP	Avon Park Water Pollution Control	FLA014313	BA	1.5	0.802
Highlands	Cemetery Road WWTP	Western Blvd WWTP	FLA014328	BA	0.2	0.094
Highlands	Tomoka Heights WWTP AKA Placid Utilities	Tomoka Heights WWTP AKA Placid Utilities	FLA014329	BA	0.2	0.049
Highlands	Plant #1, Unit 23	Sun 'N Lake of Sebring Unit 23 WWTP	FLA014389	BA	0.7	0.304
Highlands	North Main Street WWTP	North Main Street WWTF	FLA281484	HI	0.249	0.104
Hillsborough	Howard F. Curren AWWTP	Howard F. Curren AWWTP	FL0020940	HI	96	56.12
Hillsborough	Northwest WRF	River Oaks AWWTP	FL0027821	HI	10	0.012
Hillsborough	Falkenburg Road AWWTP	South County Regional AWWTP	FL0028061	HI	10	7.54
Hillsborough	Valrico AWWTF	Falkenburg Road AWWTP	FL0040614	HI	12	9.88
Hillsborough	Falkenburg Road AWWTF	Valrico AWWTF	FL0040983	HI	12	7.24
Hillsborough	River Oaks AWWTF	Northwest Regional WRF	FL0041670	HI	30	16.89
Hillsborough	Rice Creek Utilities	Rice Creek WWTF	FL0122076	IM	0.225	0.0845
Hillsborough	Windemere Reuse System	Windemere Utility WWTP	FLA012138	BA	0.185	0.10792
Hillsborough	River Oaks AWWTF	Van Dyke WWTP	FLA012234	HI	1.7	1.33
Hillsborough	Country Meadows	Country Meadows-Golden Lakes WWTP	FLA122246	HI	0.21	0.115

Florida Department of Environmental Protection  
2020 Reuse Inventory

County	Reuse System Name	WWTP Name	Facility ID	Disinfection Level	WWTP Capacity (mgd)	WWTP Flow (mgd)
Indian River	IRCUD/Central (Gifford) WWTF	IRCUD/West Regional WWTF	FL0041637	HI	6	2.108
Indian River	IRCUD/Central (Gifford) WWTF	IRCUD/Central (Gifford) WWTF	FLA010431	HI	4	2.214
Indian River	IRCUD/Central (Gifford) WWTF	IRCUD/South Regional WWTF	FLA010435	HI	2	0.767
Indian River	IRCUD/Central (Gifford) WWTF	IRCDUS/Blue Cypress	FLA010439	HI	0.017	0.0014
Indian River	City of Vero Beach	Vero Beach WWTF	FLA021661	HI	4.5	3.449
Jackson	Town of Sneads	Town of Sneads WWTF	FLA010115	BA	0.733	0.336
Jackson	Jackson Correctional Institution WWTP	Jackson Correctional Institution	FLA010127	BA	0.275	0.1797
Jackson	City of Marianna	City of Marianna WWTP	FLA101141	BA	4	1.378
Jackson	Cottondale WWTP	Cottondale WWTP	FLA101168	BA	0.25	0.11
Jackson	Town of Grand Ridge WWTF	Town of Grand Ridge WWTF	FLA546429	BA	0.205	0.035
Jefferson	City of Monticello WWTP	City of Monticello WWTP	FL0027839	BA	0.8	0.2916
Jefferson	Jefferson Correctional	Jefferson Correctional Institution WWTF	FLA011642	HI	0.25	0.149
Lafayette	Mayo CI WWTP	Mayo Correctional Institution WWTF	FLA011646	BA	0.495	0.184
Lake	City of Umatilla WWTF	City of Umatilla WWTF	FLA010505	BA	0.3	0.154
Lake	Eustis Reclaim System	Eustis Avenue WWTF	FLA010507	HI	2.4	1.438
Lake	City of Mount Dora	Mt Dora #1 WWTF	FLA010508	HI	1.5	0.676
Lake	Woodlea Road WRF	Tavares/Woodlea Road WWTF	FLA010509	HI	3	1.482
Lake	Sampey Rd. WWTF-1 (Silver Eagle Reuse Facility)	Groveland/Sampey Rd. WWTF	FLA010513	HI	0.99	0.737
Lake	Clermont – East	Clermont – East	FLA010515	HI	4	3.078
Lake	Water Oak Utilities	Water Oak Estates	FLA010529	BA	0.2	0.068
Lake	Clerbrook Golf & RV Resort WWTF	Clerbrook RV Resorts	FLA010538	BA	0.12	0.02
Lake	Villages WWTF	The Villages – Villages WWTF	FLA010555	HI	1.64	0.893
Lake	Pennbrooke Fairways	Pennbrooke WWTF	FLA010570	HI	0.18	0.065
Lake	Lake Groves WWTF	Lake Groves WWTF	FLA010630	HI	0.999	0.599
Lake	Southlake Utilities WWTF	Southlake Utilities WWTF	FLA010634	BA	1.15	0.785
Lake	Sunshine Parkway WWTF	Groveland-Sunshine Parkway WWTF	FLA010656	HI	0.99	0.519
Lake	Mid Florida Lakes WWTF	Mid Florida Lakes WWTF	FLA010657	BA	0.18	0.098
Lake	Lake Correctional Institution	Lake Correctional Institution	FLA010660	BA	0.18	0.16

Florida Department of Environmental Protection  
2020 Reuse Inventory

County	Reuse System Name	WWTP Name	Facility ID	Disinfection Level	WWTP Capacity (mgd)	WWTP Flow (mgd)
Lake	Leesburg/Turnpike WWTF	Leesburg/Canal St. WWTF	FLA105066	HI	3.5	2.2
Lake	Leesburg/Canal St. WWTF	Leesburg/Turnpike WWTF	FLA105147	HI	4.5	1
Lake	St. Johns River Utility WWTF (FKA Astor/Astor Park)	St. Johns River Utility WWTF	FLA187496	BA	0.3	0.142
Lake	City of Mount Dora	Mt. Dora #2 – James Snell	FLA268542	HI	1.25	1.071
Lake	Eustis Reclaim System	Eustis - Eastern WWTF	FLA295965	HI	1	0.159
Lake	Pine Island	Pine Island	FLA297631	HI	0.225	0.012
Lake	City of Minneola WWTF	City of Minneola WWTF	FLA356344	HI	1	0.342
Lake	Lady Lake WWTF	Lady Lake WWTF	FLA399761	HB	1	0.399
Lee	Fort Myers Central AWWTF	Fort Myers Central WWTF	FL0021261	BA	11	5.62
Lee	Everest Parkway WRF	Everest Parkway WRF	FL0030007	HI	13.4	6.41
Lee	Lee County Utilities – Fiesta Village	Lee Co. – Fiesta Village	FL0039829	HI	5	2.93
Lee	Donax Water Reclamation Facility	Sanibel - Donax WRF	FLA014430	HI	2.375	1.568
Lee	Lake Fairways/Pine Lakes	Lake Fairways WWTP	FLA014463	HI	0.3	0.159
Lee	Citrus Park - North	Citrus Park North	FLA014477	BA	0.199	0.089
Lee	Forest Utilities WWTP	Forest Utilities WWTP	FLA014478	HI	0.8	0.397
Lee	Fiddlesticks Country Club	Fiddlesticks Country Club	FLA014484	HI	0.15	0.07
Lee	Eagle Ridge WWTP	Eagle Ridge WWTP	FLA014498	HI	0.318	0.185
Lee	Cross Creek WWTP	Cross Creek WWTF	FLA014505	HI	0.249	0.122
Lee	Hunters Ridge WWTP	Hunter's Ridge WWTP	FLA014541	HI	0.1	0.0466
Lee	Gateway Water Reclamation Facility	Lee Co. – Gateway WRF	FLA014542	HI	3	1.476
Lee	Karle Environmental Serv.	Del Prado WWTF	FLA014548	HI	4.25	2.959
Lee	Lehigh Acres WWTP	Lehigh Acres WWTF	FLA014565	HB	2.76	1.964
Lee	Gasparilla Island Water Domestic DIW	Gasparilla Island WWTF	FLA014641	HI	0.705	0.421
Lee	South Seas Resort WWTP	South Seas Plantation	FLA014686	HI	0.264	0.145
Lee	Fort Myers Beach WRF	Lee Co. – Fort Myers Beach	FLA144215	HI	6	3.2
Lee	Three Oaks WWTF	Lee Co. – Three Oaks WWTF	FLA145190	HI	6	3.715
Lee	Pine Island WRF	Lee Co. – Pine Island WWTF	FLA176460	HI	0.383	0.131
Lee	Del Prado WWTF	Southwest WRF	FLA455458	HI	15	6.87
Lee	Karle Environmental Serv.	Karle Enviro Facility	FLAB07078	BA	0.048	0.018

Florida Department of Environmental Protection  
2020 Reuse Inventory

County	Reuse System Name	WWTP Name	Facility ID	Disinfection Level	WWTP Capacity (mgd)	WWTP Flow (mgd)
Leon	T.P. Smith WRF	T.P. Smith Water Reclamation Facility	FLA010139	HI	26.5	18.638
Leon	Sandstone Ranch WWTF	Sandstone Ranch WWTF	FLA010167	BA	0.0707	0.016
Leon	Lake Jackson WWTP	Lake Jackson WWTP	FLA010171	BA	0.5	0.325
Leon	Killearn Lakes WWTP	Killearn Lakes WWTP	FLA010173	BA	0.826	0.433
Levy	Cedar Key WRF	CEDAR KEY WRF	FL0031216	HI	0.18	0.9
Levy	Chiefland WWTF	Chiefland WWTF	FLA011648	BA	0.475	0.261
Levy	Williston WWTF	Williston WWTF	FLA012612	BA	0.45	0.216
Liberty	City of Bristol	Bristol WWTF	FLA284602	LL	0.25	0.117
Manatee	City of Palmetto WWTP	Palmetto WWTF	FL0020401	HI	2.4	1.484
Manatee	City of Bradenton WWTP	Bradenton WWTF	FL0021369	HI	9	5.916
Manatee	Manatee County Master Reuse System	Manatee County North Regional WRF	FLA012617	HI	7.5	3.8
Manatee	Manatee County Master Reuse System	Manatee County Southeast Regional WWTF	FLA012618	HI	11	7.8
Manatee	Manatee County Master Reuse System	Manatee County Southwest Regional WWTP	FLA012619	HI	15	10
Marion	City of Belleview	City of Belleview WWTP	FLA010678	HI	0.76	0.45
Marion	Ocala WRF #2	Ocala WRF #2	FLA010680	HB	6.6	3.946
Marion	MCUD Stonecrest WWTF	Marion Co. - Stonecrest WWTF	FLA010741	BA	1	0.193
Marion	Marion Correctional Institution	Marion Correctional Institute WWTF	FLA010789	HI	0.724	0.58
Marion	On Top of the World South WWTF	On Top of the World/Bay Laurel	FLA012683	HI	1.25	0.66
Marion	Rainbow Springs 5TH Replat	Rainbow Springs Fifth Replat WWTF	FLA012693	BA	0.23	0.165
Marion	MCUD/Oak Run	Marion Co.- Oak Run	FLA012697	HB	1.6	0.921
Marion	City of Dunnellon	City of Dunnellon WWTF	FLA126594	BA	0.49	0.172
Marion	Ocala WRF #3	Ocala WRF #3	FLA190268	HI	4.43	2.285
Marion	MCUD/Silver Springs Shores WRF	Marion Co. – Silver Springs Shores	FLA296651	HB	2	1.228
Marion	Juliette Falls	Juliette Falls WWTF	FLA490415	HI	0.1	0
Martin	Martin County Tropical Farms WWTF	Martin Co. – Tropical Farms WWTF	FL0043214	HI	5.9	3.937
Martin	South Martin Regional Util. (FKA Hydratech) WWTF	South Martin Regional Util. (FKA Hydratech) WWTF	FLA013859	HI	1.4	0.887
Martin	Martin Correctional	Martin Correctional Institute	FLA013881	HI	0.37	0.325



Florida Department of Environmental Protection  
2020 Reuse Inventory

County	Reuse System Name	WWTP Name	Facility ID	Disinfection Level	WWTP Capacity (mgd)	WWTP Flow (mgd)
Martin	Sailfish Point WWTF	Sailfish Point WWTF	FLA017466	HI	0.25	0.0784
Martin	Indiantown Wastewater	Indiantown Company WWTF	FLA029939	HB	0.75	0.319
Martin	City of Stuart	City of Stuart	FLA041459	HI	4	1.813
Martin	Martin County Tropical Farms WWTF	Martin Co. Utilities – North WWTF	FLA043192	HI	2.76	1.389
Miami-Dade	Central District Wastewater Treatment Plant	MDWASA Central District WWTF	FL0024805	HB	143	112.92
Miami-Dade	North District Wastewater Treatment Plant	MDWASD North District WWTP	FL0032182	HB	120	101.68
Miami-Dade	City of Homestead WWTF	City of Homestead	FLA013609	HI	4.5	5.233
Miami-Dade	South District Wastewater Treatment Plant	MDWASA South District WWTF	FLA042137	HI	112.5	98.14
Monroe	KW Resort Utilities	Fort Pierce Utilities Authority	FLA013951	HI	0.849	0.567
Monroe	City of Key Colony Beach	City of Key Colony Beach WWTF	FLA014720	HI	0.34	0.21
Monroe	Duck Key Wastewater Cooperative	Duck Key WWTP	FLA014772	HI	0.274	0.125
Monroe	North Key Largo WWTP	North Key Largo WWTP	FLA015009	HI	0.499	0.253
Monroe	City of Marathon Area 5 Little Venice WWTP	Marathon Area 5 WWTF	FLA187364	HB	0.45	0.315
Monroe	City of Marathon Area 4 WWTP	Marathon Area 4 WWTF	FLA550973	HI	0.4	0.245
Monroe	Big Coppitt WWTP	Big Coppitt WWTP	FLA567591	HB	0.411	0.318
Monroe	City of Marathon Area 3 WWTP	Marathon Area 3 WWTF	FLA642851	HI	0.25	0.176
Monroe	City of Marathon Area 7 WWTP	Marathon Area 7 WWTF	FLA705250	HI	0.2	0.046
Nassau	Hilliard WWTF	Hilliard WWTF	FL0043079	BA	0.48	0.263
Nassau	Nassau Regional	Nassau Regional WWTF	FL0116793	HI	2	1.403
Nassau	Nassau Amelia	Nassau Amelia Utilities WWTF	FLA011688	HI	0.95	0.769
Okaloosa	Hurlburt Field AWTP	Hurlburt Field Air Force Base	FL0003174	HI	1	0.519
Okaloosa	Jerry D. Mitchem WRF	Jerry D. Mitchem WRF at Bob Sikes Industrial Park	FLA010181	BA	0.391	0.129
Okaloosa	Russell F.W. Stephenson WRF	Russell F.W. Stephenson WWTF	FLA010182	BA	0.98	0.52
Okaloosa	NV Regional WWTP	Niceville NV Regional WWTP	FLA010185	HB	3.35	1.82
Okaloosa	City of Mary Esther WWTP	Mary Esther WWTP	FLA010191	BA	1.1	0.405
Okaloosa	Crestview WWTP	Crestview WWTP	FLA010193	BA	2.75	1.68
Okaloosa	George F. French Rec. Fac.	George F. French Water Reclamation Facility	FLA010194	HI	6	3.312

Florida Department of Environmental Protection  
2020 Reuse Inventory

County	Reuse System Name	WWTP Name	Facility ID	Disinfection Level	WWTP Capacity (mgd)	WWTP Flow (mgd)
Okaloosa	Arbennie Pritchett WRF	Arbennie Pritchett Water Reclamation Facility	FLA485942	HI	15	7.3
Okeechobee	Okeechobee CI	Okeechobee Correctional WWTF	FLA013940	BA	2	0.212
Orange	Winter Garden WWTF	Winter Garden WWTF	FL0020109	HB	4.75	3.89
Orange	OCUD/Eastern Subregional WRF	OCUD – Eastern WRF	FL0038849	HB	24	19.56
Orange	City of Orlando Conserv II	Conserv II Distribution Center	FLA010795	HB	80.9	0.39
Orange	OCUD/Northwest Water Reclamation Facility	OCUD – Northwest WRF	FLA010798	HI	11.25	5.963
Orange	Orlando - Conserv II WRF	Orlando – Conserv II WRF	FLA010814	HI	21	14.196
Orange	Ocoee WTP	Ocoee WWTF	FLA010815	HB	3	1.7
Orange	Orlando/Conserv I WWTF	Orlando – Water Conserv I	FLA010816	HI	7.5	5.39
Orange	City of Apopka WRF - Project Arrow	Apopka WRF - Project Arrow	FLA010818	HI	8	2.915
Orange	Winter Park Estates WWTF	Winter Park Estates WWTF	FLA010819	HI	0.75	0.513
Orange	Fairways Country Club WWTP	Fairways Country Club WWTF	FLA010823	HI	0.15	0.138
Orange	Gulfstream Harbor Mobile Home Park	Gulfstream Harbor WWTF	FLA010835	BA	0.1	0.043
Orange	Rocksprings	Rock Springs MHP WWTF	FLA010871	BA	0.15	0.101
Orange	Wedgfield WWTF	Wedgfield WWTF	FLA010900	HI	0.33	0.222
Orange	Orange County NW Reclaimed Facility	Whispering Pines MHP	FLA010978	HB	0.08	2.044
Orange	Orange County South Regional WRF	OCUD/South WRF	FLA107972	HI	43	15.313
Orange	Reedy Creek Improvement District	Reedy Creek Improvement District	FLA108219	HI	20	11.258
Osceola	TWA – Cypress West	TWA – Walnut Drive WRF	FL0036862	IM	0.85	0.809
Osceola	South Bermuda WRF	TWA – South Bermuda	FLA010957	HI	13	11.615
Osceola	Sandhill WRF	TWA – Sandhill Road WWTF	FLA010958	HI	6	4.114
Osceola	Parkway WRF	TWA/Parkway WWTF	FLA010960	HI	1.5	1.028
Osceola	St. Cloud Southside WRF	St. Cloud – Southside #2 WWTF	FLA010962	HI	7.6	4.039
Osceola	Good Samaritan Retirement Village	Good Samaritan Retirement Village WWTF	FLA010974	HI	0.3	0.153
Osceola	South Bermuda WRF	TWA/Camelot S/D WWTF	FLA010983	HI	5	3.528
Osceola	TWA – Lake Marion	TWA/Cypress West	FLA109843	HI	3	2.797
Osceola	Harmony WRF	TWA – Harmony Community Dev. District WWTF	FLA267872	BA	0.499	0.222

Florida Department of Environmental Protection  
2020 Reuse Inventory

County	Reuse System Name	WWTP Name	Facility ID	Disinfection Level	WWTP Capacity (mgd)	WWTP Flow (mgd)
Palm Beach	City of Boca Raton - WWTP	City of Boca Raton WWTP	FL0026344	HI	17.5	15.976
Palm Beach	Loxahatchee Env Control Dist. WWTP	Loxahatchee Env Control Dist. WWTP	FL0034649	HI	11	7.133
Palm Beach	South Central Regional WWTP	South Central Regional WWTP	FL0035980	HB	24	17.42
Palm Beach	PGA Wastewater Treatment Plant	Seacoast Utilities Authority PGA Regional WWTF	FL0038768	HI	12	7.79
Palm Beach	Southern Region Water Reclamation	Palm Beach County Southern Region Water Reclamation Facility	FL0041424	HI	35	21.51
Palm Beach	Central Region Reclamation Water Facility (CRRWF)	Central Region Reclaimed Water facility	FL0471275	HI	3	0.369
Palm Beach	Western Region Wastewater Treatment Facility	Western Region WWTP	FLA027740	BA	6.5	2.944
Palm Beach	East Central Regional WWTP	East Central Regional WWTP	FLA041360	HB	70	44.27
Palm Beach	Village of Wellington WWTF	Village of Wellington WWTP	FLA042595	HI	6.5	3.45
Palm Beach	Western Regional WWTF	Western Region North WWTP	FLA136778	BA	1.2	0.843
Pasco	City of New Port Richey WWTF	City of New Port Richey WWTF	FL0127434	HI	7.5	5.277
Pasco	Shady Hills	Land O' Lakes Subregional WWTP	FLA012731	HI	3.5	2.293
Pasco	Southeast	Embassy Hills Subregional WWTF	FLA012735	HI	3.5	1.609
Pasco	Wesley Center	Southeast Pasco Subregional WWTF	FLA012737	HI	3	2.922
Pasco	Southeast	Shady Hills Subregional WWTF	FLA012741	HI	14	8.277
Pasco	City of Zephyrhills WWTP	City of Zephyrhills	FLA012744	HI	3.85	1.711
Pasco	Seven Springs WWTF	Seven Springs WWTF	FLA012752	HI	3.089	1.784
Pasco	Jasmine Lakes	Jasmine Lakes WWTF	FLA012768	BA	0.308	0.291
Pasco	Palm Terrace	Palm Terrace Gardens	FLA012773	BA	0.13	0.11
Pasco	Labrador Spray Field	Forest Lake Estates WWTP	FLA012801	BA	0.216	0.052
Pasco	Traveler's Rest Resort	Travelers Rest WWTF	FLA012831	HI	0.1	0.033
Pasco	Embassy Hills	Wesley Center Subregional WWTF	FLA016094	HI	6	5.382
Pinellas	City of Dunedin	City of Dunedin – Mainland	FL0021326	HI	6	4.4
Pinellas	City of Clearwater Marshall St. WRF	City of Clearwater Marshall Street WRF	FL0021857	HI	10	5.555
Pinellas	City of Clearwater Marshall St. WRF	City of Clearwater East AWWTP	FL0021865	HI	5	3.21
Pinellas	City of Largo	City of Largo	FL0026603	HI	18	11.76
Pinellas	City of Oldsmar	City of Oldsmar AWWTF	FL0027651	HI	2.25	1.503

Florida Department of Environmental Protection  
2020 Reuse Inventory

County	Reuse System Name	WWTP Name	Facility ID	Disinfection Level	WWTP Capacity (mgd)	WWTP Flow (mgd)
Pinellas	City of Tarpon Springs	City of Tarpon Springs	FL0030406	HI	4	2
Pinellas	South Cross Bayou WRF	South Cross Bayou WRF	FL0040436	HI	33	22.24
Pinellas	Northwest Pinellas Master Reuse System	William E. Dunn WRF	FL0128775	HI	9	7.153
Pinellas	City of Clearwater Marshall St. WRF	City of Clearwater Northeast WRF	FL0128937	HI	13.5	5.6623
Pinellas	On Top of the World WWTP	On Top of the World	FLA012905	HI	0.6	0.445
Pinellas	St. Petersburg Master Reuse System	St. Petersburg Northwest WRF	FLA128821	HI	20	8.9
Pinellas	St. Petersburg Master Reuse System	St. Petersburg Albert Whitted WRF	FLA128830	HI	12.4	0
Pinellas	St. Petersburg Master Reuse System	City of St. Petersburg – Southwest WRF	FLA128848	HI	20	14.68
Pinellas	St. Petersburg Master Reuse System	St Petersburg Northeast WRF	FLA128856	HI	16	7.49
Polk	Auburndale Allred WWTP	Auburndale Allred WWTP	FL0021466	HI	1.4	0.656
Polk	City of Winter Haven – WWTP #3	City of Winter Haven WWTP #3	FL0036048	HB	7.5	4.06
Polk	CD McIntosh Power Plant Industrial Reuse	City of Lakeland - Glendale WRF	FL0039772	BA	13.7	7.62
Polk	Northeast Regional WWTF	Northeast Regional WWTF	FL0A00002	HI	4.75	3.5
Polk	Sun Ray WWTP	Sun Ray WWTP	FLA012949	BA	1	0.359
Polk	Southwest Regional WWTP	Southwest Regional WWTP	FLA012954	HB	3.125	2.136
Polk	Waverly WWTF	Waverly WWTF	FLA012968	BA	0.13	0.035
Polk	City of Lake Alfred	City of Lake Alfred WWTF	FLA012975	HI	0.9	0.675
Polk	City of Bartow WRF	City of Bartow	FLA012976	BA	4	2.26
Polk	Haines City WWTP	Haines City WWTP	FLA012977	HI	2.97	1.977
Polk	CD McIntosh Power Plant Industrial Reuse	City of Lakeland - Northside WRF	FLA012985	BA	8	3.87
Polk	Grenelefe Utilities	Grenelefe Resort Center	FLA013016	BA	0.34	0.13
Polk	Cypress Lakes WWTP	Cypress Lakes WWTP	FLA013123	HI	0.19	0.113
Polk	City of Fort Meade	City of Fort Meade	FLA016529	BA	1	0.501
Polk	City of Auburndale Regional WWTF	City of Auburndale – Regional WWTP	FLA016559	HI	2.67	1.769
Polk	Gold Coast Utility	Gold Coast Utility WWTF	FLA110434	BA	0.25	0.0954
Polk	City of Winter Haven - WWTP #2	City of Winter Haven WWTP #2	FLA129747	HI	1.7	1.248
Polk	City of Lake Wales WWTP	City of Lake Wales WWTP	FLA129844	HI	2.19	1.145
Polk	Northwest Regional WWTF	Northwest Regional WWTF	FLA178667	HI	1.515	1.091
Polk	Cardinal Hill WWTF	Cardinal Hill WWTF	FLA489093	BA	0.285	140

Florida Department of Environmental Protection  
2020 Reuse Inventory

County	Reuse System Name	WWTP Name	Facility ID	Disinfection Level	WWTP Capacity (mgd)	WWTP Flow (mgd)
Putnam	Crescent City WWTP	Crescent City WWTF	FL0021610	BA	0.35	0.089
Putnam	Palatka WWTF	City of Palatka	FL0040061	HB	3.5	1.43
Putnam	The Oaks Golf Course	River Park MHP WWTF	FLA117218	HI	0.1	0.0395
Santa Rosa	Milton WWTF	Milton WWTF	FL0021903	HI	2.5	1.84
Santa Rosa	Navarre Beach STP	Navarre Beach WWTP	FL0023981	BA	0.9	0.305
Santa Rosa	Navarre Beach STP	Navarre Beach WWTP (reclaimed)	FL0023981	BA	0.032	0.02
Santa Rosa	Pace Water System WWTP	Pace Water System, Inc. WWTF	FL0102202	HI	2.1	1.575
Santa Rosa	Town of Jay WWTP	Town of Jay WWTP	FLA010206	BA	0.12	0.052
Santa Rosa	Holley-Navarre Water System	Holley-Navarre Wastewater Treatment Facility	FLA010211	HI	2.99	1.592
Santa Rosa	Sundial Utilities WWTP	Sundial Utilities WWTP (Hwy 191)	FLA016779	BA	0.25	0.111
Santa Rosa	City of Sarasota AWWTF	City of Sarasota AWWTP	FL0040771	HI	10.2	6.69
Santa Rosa	Venice Eastside WRF	Venice Eastside WWTP	FL0041441	HI	8	3.191
Santa Rosa	Sarasota County North Master Reuse System	Bee Ridge WRF	FLA013372	HI	12	6.74
Santa Rosa	City of North Port WWTP	City of North Port WWTF	FLA013378	HI	4.99	2.5
Santa Rosa	Sarasota County North Master Reuse System	Central County WRF	FLA013455	HI	8	5.38
Sarasota	Sarasota County South Master Reuse System	Venice Gardens Water Reclamation Facility	FLA043494	HI	3	2.52
Sarasota	Southwest Wastewater Reclamation Facility	Southwest WRF	FLA984841	HB	4	0.407
Seminole	Sanford/North WWTF	Sanford/North WWTF	FL0020141	HI	7.3	5.819
Seminole	Project APRICOT	Altamonte Springs Regional WRF	FL0033251	HB	12.5	7.03
Seminole	Wekiva Hunt Club WRF	Wekiva Hunt Club WWTF	FL0036251	HI	2.9	1.981
Seminole	Oviedo WRF	Orlando – Iron Bridge	FL0037966	HI	40	0.407
Seminole	Oviedo WRF	Orlando – Iron Bridge	FL0037966	HI	0.15	0.148
Seminole	Casselberry WRF	Casselberry WRF	FLA011066	HI	2.2	0.726
Seminole	Oviedo WRF	Oviedo WRF	FLA011074	HI	2.4	1.717
Seminole	Chuluota	Chuluota WWTF	FLA011076	HI	0.25	0.191
Seminole	Palm Valley MHC	Palm Valley MHP WWTF	FLA011085	HI	0.15	0.095
Seminole	SCES - Northwest Regional	Seminole Co. – Greenwood Lakes	FLA011086	HI	3	2.271
Seminole	SCES - Northwest Regional	Seminole Co. – Northwest	FLA042625	HB	3.5	2.327

Florida Department of Environmental Protection  
2020 Reuse Inventory

County	Reuse System Name	WWTP Name	Facility ID	Disinfection Level	WWTP Capacity (mgd)	WWTP Flow (mgd)
Seminole	Sanford/North WWTF	Sanford/South WRF #2	FLA181714	HI	3	1.516
St. Johns	City of St. Augustine WWTP No. 1	St. Augustine WWTF No. 1	FL0021938	BA	4.95	3.552
St. Johns	Marsh Creek, Ocean Cay, Ocean Ridge	Anastasia Island WWTF	FL0038831	HI	4.95	2.794
St. Johns	Northwest and SR 16 WWTF	State Road 16 WWTF	FL0043109	HI	0.98	0.59
St. Johns	Players Club Water Reclamation Facility	Players Club South WWTF	FL0044245	HI	2.4	0.432
St. Johns	Marsh Landing Wastewater Treatment Facility	Marsh Landing WWTF	FL0044253	HI	0.8	0.642
St. Johns	SR 207 WWTF	State Road 207 WWTF	FL0117471	HI	0.25	0.134
St. Johns	Sawgrass Wastewater Treatment Facility	Sawgrass WWTF	FL0117897	HI	1.5	0.843
St. Johns	Ponte Vedra WRF	Ponte Vedra WRF	FL0117951	HI	0.8	0.538
St. Johns	Northwest and SR 16 WWTF	Northwest Wastewater Treatment Plant	FL0670651	HI	3	1.251
St. Johns	North Beach Utilities, Inc.	North Beach Utilities WWTF	FLA011765	BA	0.364	0.271
St. Lucie	Fort Pierce Utility Authority--WWTF	Fort Pierce Utility Authority WWTF	FL0027278	BA	10	5.0244
St. Lucie	South Hutchinson Island WRF	SLCUD South Hutchinson Island Water Reclamation Facility	FL0139475	HB	1.6	0.41
St. Lucie	North Hutchinson Island Reclamation Facility	SLCU North Hutchinson Island WWTF	FLA013946	HB	0.85	0.283
St. Lucie	North County Holiday Pines WWTF	St. Lucie County Utilities Holiday Pines WWTF	FLA013969	HB	0.033	0.123
St. Lucie	Spanish Lakes Country Club Village WWTF	Spanish Lakes Country Club	FLA013977	BA	0.16	0.98
St. Lucie	Meadowood WWTF	Meadowood Community Association Inc. WWTF	FLA013982	HI	0.105	0.043
St. Lucie	St. Lucie West Services District	St. Lucie West Utilities, Inc.	FLA013993	HI	2.13	1.399
St. Lucie	Spanish Lakes Fairways WWTF	Spanish Lakes Fairways WWTF	FLA013998	HI	0.25	0.112
St. Lucie	Westport WWTF	Port St. Lucie Utility Westport WWTF	FLA139653	HI	6	5.065
Sumter	City of Wildwood	City of Wildwood WWTP	FLA013497	HI	3.55	1.215
Sumter	Sumter Correctional Inst.	Sumter Correctional Institution WWTF	FLA013558	HI	0.35	0.284
Sumter	Little Sumter Utility Co. WWTF	The Villages – Little Sumter Utility Co. WWTF	FLA017133	HI	3	1.536
Sumter	Continental Country Club	Continental Country Club	FLA043699	BA	0.2	0.104

Florida Department of Environmental Protection  
2020 Reuse Inventory

County	Reuse System Name	WWTP Name	Facility ID	Disinfection Level	WWTP Capacity (mgd)	WWTP Flow (mgd)
Sumter	City of Bushnell - David Hanson WWTF	City of Bushnell – David Hanson WWTP	FLA188697	BA	0.5	0.281
Sumter	North Sumter Utility Company WWTF	North Sumter Utility Company WWTF	FLA281581	HI	2.8	2.04
Sumter	Central Sumter Utility WWTF	Central Sumter Utility Company WWTF	FLA499951	HI	1.6	1.28
Suwannee	Live Oak WWTP	Live Oak WWTF	FLA011805	HB	2.21	0.883
Suwannee	Advent Christian Village	Advent Christian Village WWTF	FLA011819	BA	0.21	0.052
Taylor	City of Perry	Perry WWTF	FL0026387	HI	1.25	0.8582
Taylor	Taylor Correctional Institute	Taylor Correctional Institution WWTF	FLA011831	BA	0.4	0.151
Union	City of Lake Butler	City of Lake Butler WWTF	FLA118338	BA	0.7	0.466
Volusia	Deland/Wiley M. Nash WRF	Deland/Wiley M. Nash Water Reclamation Facility	FL0020303	HI	6	3.74
Volusia	Ormond Beach WWTF	Ormond Beach WWTF	FL0020532	HI	8	4.61
Volusia	Port Orange WWTF	Port Orange WWTF	FL0020559	HB	12	6.892
Volusia	City of Edgewater	City of Edgewater WWTF	FL0021431	HI	2.75	1.698
Volusia	Daytona Reuse Implementation Program DRIP	Daytona Beach/Bethune Point WRF	FL0025984	HI	13	4.6
Volusia	Holly Hill WWTP	Holly Hill WRF	FL0027677	HI	2.4	1.89
Volusia	Daytona Reuse Implementation Program DRIP	Daytona Beach Westside Regional WRF	FL0111392	HI	15	6.1
Volusia	New Smyrna Beach	New Smyrna Beach Water Reclamation Facility	FL0172090	HI	7	3.64
Volusia	VC/Southwest WWTF-2	VC/Southwest WWTF-2	FLA011121	HI	0.6	0.252
Volusia	VC/Southwest Regional WWTF-1	VC/Southwest Regional WWTF-1	FLA011128	HI	2.341	1.622
Volusia	VC/ Halifax Plantation WWTF-8	VC/ Halifax Plantation WWTF-8	FLA011131	HI	0.3	0.167
Volusia	VC/Southeast WWTF-7	VC/Southeast WWTF-7	FLA017413	HI	0.52	0.222
Volusia	Deltona Lakes WRF	Deltona Lakes	FLA111724	HI	1.4	0.587
Volusia	Deltona Eastern WRF	Deltona Eastern	FLA709883	HI	1	0.486
Wakulla	Wakulla Co. (Otter Creek) WWTF	Wakulla County WWTF	FLA010225	BA	1.2	0.619
Wakulla	Winco Utilities, Inc. WWTP	Winco Utilities, Inc WWTP	FLA016544	BA	0.495	0.302
Wakulla	City of St. Marks WWTF	St. Marks WWTF	FLA102318	BA	0.1	0.041
Walton	City of Freeport WWTP	City of Freeport WWTF	FLA010245	BA	0.6	0.443

Florida Department of Environmental Protection  
2020 Reuse Inventory

County	Reuse System Name	WWTP Name	Facility ID	Disinfection Level	WWTP Capacity (mgd)	WWTP Flow (mgd)
Walton	Wolfe Creek Reuse System - Seacrest WWTF	Sandestin WWTP	FLA010251	HB	4	1.692
Walton	Seacrest WWTP	Point Washington WWTF	FLA010252	HB	4	1.533
Walton	Walton C.I.	Walton Correctional Institution WWTP	FLA010254	BA	0.225	0.178
Walton	City of DeFuniak Springs	City of DeFuniak Springs - WWTP	FLA102440	BA	1.5	0.7
Walton	Pt. Washington WWTP	Seacrest WWTF	FLA183555	HB	4	0.366
Walton	Walton County Commerce Park at Mossy Head WWTF	Walton County Commerce Park at Mossy Head WWTF	FLA689637	BA	0.25	0.023
Washington	Chipley WWTP	Chipley WWTF	FLA027570	HI	1.2	0.736
Washington	Vernon WWTF	City of Vernon WWTF	FLA102563	BA	0.206	0.076

Notes:

\* Some wastewater treatment facilities (WWTF) are listed more than once because they provide reclaimed water to more than one reuse system.

\*\* A blank for WWTF capacity means that the facility's permitted capacity already has been accounted for under another reuse system, which prevents the capacity from being double counted when totaling the WWTF capacity values.



## Appendix C. Supplemental Water Supplies

Facility ID	Reuse System Name	County	Source of Water	Avg Flow (mgd)
FL0021521	City of Cocoa Reclaim Water System	Brevard	SW	0.02
FLA010263	North Brevard WWTF	Brevard	GW	0.086
FLA013581	Pompano Beach Reuse Facility	Broward	DW	0.115
FL0173371	Spencer's Crossing WWTF	Clay	GW	0.395
FL0173371	Spencer's Crossing WWTF	Clay	SW	0.037
FL0026271	City of Naples Water Reclamation Facility	Collier	SW	1.504
FL0026271	City of Naples Water Reclamation Facility	Collier	ASR	0.064
FL0026271	City of Naples Water Reclamation Facility	Collier	GW	0.032
FL0141356	North County WRF	Collier	GW	1.018
FLA014167	Marco Island Utilities WWTP	Collier	SW	0.02
FLA141704	Port of the Island CID	Collier	GW	0.208
FLA141704	Port of the Island CID	Collier	RO	0.023
FLA114201	Cross City WWTF	Dixie	DW	0.305
FL0031801	ECUA - Bayou Marcus Water Reclamation Facility	Escambia	DW	0.001
FLA011602	Dunes Community Development District WWTF	Flagler	GW	0.122
FLA011602	Dunes Community Development District WWTF	Flagler	STW	0.037
FLA100641	Kenneth B. Cope	Franklin	DW	0.001
FLA021661	City of Vero Beach	Indian River	STW	0.075
FLA021661	City of Vero Beach	Indian River	DW	0.0273
FLA010508	City of Mount Dora	Lake	GW	0.55
FLA010513	Sampey Rd. WWTF-1 (Silver Eagle Reuse Facility)	Lake	DW	0.018
FLA010515	Clermont – East	Lake	GW	0.36
FLA010656	Sunshine Parkway WWTF	Lake	GW	0.227
FL0030007	Del Prado WWTF	Lee	SW	14.56
FL0030007	Del Prado WWTF	Lee	DW	0.12
FLA014541	Hunters Ridge WWTP	Lee	GW	0.307645

Florida Department of Environmental Protection  
2020 Reuse Inventory

Facility ID	Reuse System Name	County	Source of Water	Avg Flow (mgd)
FLA014542	Gateway Water Reclamation Facility	Lee	GW	1.386
FLA145190	Three Oaks WWTF	Lee	DW	0.323
FLA010139	T.P. Smith WRF	Leon	DW	0.0269
FL0020401	City of Palmetto WWTP	Manatee	ASR	0.15
FLA010678	City of Belleview	Marion	STW	0.015
FLA013859	South Martin Regional Util. (FKA Hydratech) WWTF	Martin	GW	0.093
FLA014772	Duck Key Wastewater Cooperative	Monroe	DW	0.023
FLA010194	George F. French Rec. Fac.	Okaloosa	DW	0.04
FLA010194	George F. French Rec. Fac.	Okaloosa	ASR	0.025
FLA010194	George F. French Rec. Fac.	Okaloosa	GW	0.019
FL0038849	OCUD/Eastern Subregional WRF	Orange	ASR	13.235
FL0038849	OCUD/Eastern Subregional WRF	Orange	GW	0.097
FLA010816	Orlando/Conserv I WWTF	Orange	GW	0.44
FLA010818	City of Apopka WRF - Project Arrow	Orange	GW	0.872
FLA107972	City of Orlando McLeod Rd. WRF	Orange	GW	3.47
FLA108219	Reedy Creek Improvement District	Orange	GW	0.05
FLA010958	Sandhill WRF	Osceola	GW	0.519
FLA010960	Parkway WRF	Osceola	DW	0.002
FLA267872	Harmony WRF	Osceola	GW	0.371
FL0026344	City of Boca Raton - WWTP	Palm Beach	RO	0.228
FL0034649	Loxahatchee Env. Control Dist. WWTP	Palm Beach	RO	2.0329
FL0038768	PGA Wastewater Treatment Plant	Palm Beach	RO	2.39
FL0038768	PGA Wastewater Treatment Plant	Palm Beach	SW	0.43
FL0038768	PGA Wastewater Treatment Plant	Palm Beach	GW	0.24
FL0038768	PGA Wastewater Treatment Plant	Palm Beach	DW	0.04
FLA042595	Village of Wellington WWTF	Palm Beach	RO	0.126
FL0021326	City of Dunedin	Pinellas	GW	0.04

Florida Department of Environmental Protection  
2020 Reuse Inventory

Facility ID	Reuse System Name	County	Source of Water	Avg Flow (mgd)
FL0027651	City of Oldsmar	Pinellas	ASR	0.011
FL0021466	Auburndale Allred WWTP	Polk	GW	0.449
FL0A00002	Northeast Regional WWTF	Polk	GW	0.598
FLA012954	Southwest Regional WWTP	Polk	GW	0.257
FLA178667	Northwest Regional WWTF	Polk	ASR	0.006
FL0041441	Venice Eastside WRF	Sarasota	GW	0.168
FLA177008	Sarasota County North Master Reuse System	Sarasota	ASR	0.02
FLA984841	Southwest Wastewater Reclamation Facility	Sarasota	GW	1.134
FL0020141	Sanford/North WWTF	Seminole	SW	0.21
FL0033251	Project APRICOT	Seminole	STW	0.477
FL0033251	Project APRICOT	Seminole	GW	0.143
FL0033251	Project APRICOT	Seminole	SW	0.051
FL0033251	Project APRICOT	Seminole	DW	0.004
FLA011066	Casselberry WRF	Seminole	DW	0.186
FLA042625	SCES - Northwest Regional	Seminole	SW	0.127
FLA042625	SCES - Northwest Regional	Seminole	DW	0.049
FLA013993	St. Lucie West Services District	St. Lucie	STW	0.553
FLA013993	St. Lucie West Services District	St. Lucie	GW	0.068
FL0020303	Deland/Wiley M. Nash WRF	Volusia	SW	0.42
FL0020532	Ormond Beach WWTF	Volusia	RO	0.17
FL0020559	Port Orange WWTF	Volusia	GW	0.155
FL0021431	City of Edgewater	Volusia	SW	0.042
FLA111724	Deltona Eastern WRF	Volusia	STW	0.028

## Appendix D. Reclaimed Water Utilization

County	Reuse System Name	Reuse Type	Reuse Subtype	Capacity (mgd)	Flow (mgd)	Area (acres)
Alachua	City of Alachua AWRF	IND	AOF	1.4	0.15	0
Alachua	City of Alachua AWRF	AI	OC	1.23	0.52	105
Alachua	City of Alachua AWRF	PAA&LI	GCI	0.4	0	197
Alachua	High Springs WWTP	GWR&IPR	AF	0	0.165	0
Alachua	Newberry WWTF	AI	OC	0.499	0.213	39.87
Alachua	Southwest Reuse Project Kanapaha Botanical Gardens	PAA&LI	GCI	0.13	0.0727	140
Alachua	Southwest Reuse Project Kanapaha Botanical Gardens	IND	ATP	0	0.358	0
Alachua	Southwest Reuse Project Kanapaha Botanical Gardens	OTH	OTH	2.9	2.1997	106
Alachua	Southwest Reuse Project Kanapaha Botanical Gardens	PAA&LI	RI	5.7	1.6054	1249
Alachua	University of Florida Water Reclamation Facility	IND	AOF	0.5	0.29	0
Alachua	University of Florida Water Reclamation Facility	PAA&LI	GCI	0.15	0.15	75
Alachua	University of Florida Water Reclamation Facility	IND	ATP	0	0.03	0
Alachua	University of Florida Water Reclamation Facility	PAA&LI	OPAA	2.35	0.44	340
Baker	Baker CI WWTP	AI	OC	0.054	0.031	22.2
Baker	Baker CI WWTP	GWR&IPR	RIB	0.19	0.092	4.65
Baker	Baker CI WWTP	TF	NA	0.128	0.081	0
Bay	Lynn Haven AWTF	PAA&LI	OPAA	1	0.078	60
Bay	Lynn Haven AWTF	PAA&LI	RI	1	0.793	610
Bay	Lynn Haven AWTF	PAA&LI	GCI	1	0.115	87
Bay	Military Point Regional AWTF	IND	ATP	0.114	0	10
Bay	Military Point Regional AWTF	PAA&LI	GCI	1	0	100
Bay	North Bay WWTF	GWR&IPR	RIB	0.5	0.78	6.12
Bay	Panama City Beach WWTP #1	IND	ATP	0.005	0.0043	1
Bay	Panama City Beach WWTP #1	PAA&LI	OPAA	0.96	0.8453	193

Florida Department of Environmental Protection  
2020 Reuse Inventory

County	Reuse System Name	Reuse Type	Reuse Subtype	Capacity (mgd)	Flow (mgd)	Area (acres)
Bay	Panama City Beach WWTP #1	WL	NA	18	3.8543	1150
Bay	Panama City Beach WWTP #1	IND	AOF	0.013	0.0087	2
Bay	Panama City Beach WWTP #1	PAA&LI	RI	2.487	1.8964	433
Bradford	City of Starke	GWR&IPR	SWA	0	0.63	0
Bradford	City of Starke	AI	OC	0.8	0.101	175
Bradford	Florida State Prison	AI	OC	1.58	0.94	766
Brevard	Barefoot Bay Advanced WWTF	IND	ATP	0.01	0	10
Brevard	Barefoot Bay Advanced WWTF	PAA&LI	GCI	0.124	0.099	50
Brevard	Barefoot Bay Advanced WWTF	AI	OC	0.917	0.605	360
Brevard	BCDU/Port St. John WWTP	GWR&IPR	AF	0.15	0.064	1
Brevard	BCDU/Port St. John WWTP	PAA&LI	OPAA	0.1	0.02	20
Brevard	BCDU/Port St. John WWTP	GWR&IPR	RIB	0.356	0.324	1.5
Brevard	BCUD/South Beaches	PAA&LI	GCI	0.993	0.734	80
Brevard	BCUD/South Beaches	PAA&LI	RI	0.3	0.545	35.9
Brevard	BCUD/South Central Regional	WL	NA	2.5	0.2	163
Brevard	BCUD/South Central Regional	PAA&LI	GCI	1.996	0	569
Brevard	BCUD/South Central Regional	PAA&LI	RI	6.2	3.75	1248
Brevard	Blue Heron WRF	WL	NA	4.68	1.815	292
Brevard	Blue Heron WRF	PAA&LI	OPAA	1.635	0.245	419.25
Brevard	Blue Heron WRF	PAA&LI	GCI	0.65	0.168	300
Brevard	Blue Heron WRF	PAA&LI	RI	2.03	3.659	520.5
Brevard	Blue Heron WRF	OTH	OTH	0.493	0.223	275
Brevard	Cape Canaveral WRF	OTH	OTH	0.75	0.0051	52
Brevard	Cape Canaveral WRF	PAA&LI	RI	0.7	0.853	445
Brevard	CCAFS Regional WWTPP	GWR&IPR	RIB	0.8	0.436	5.48
Brevard	City of Cocoa Reclaim Water System	PAA&LI	RI	3.17	1.532	467.87
Brevard	City of Cocoa Reclaim Water System	PAA&LI	GCI	0.34	0.053	13.47
Brevard	City of Cocoa Reclaim Water System	PAA&LI	OPAA	0.98	0.085	57.94
Brevard	City of Cocoa Reclaim Water System	IND	AOF	0.032	0	0

Florida Department of Environmental Protection  
2020 Reuse Inventory

County	Reuse System Name	Reuse Type	Reuse Subtype	Capacity (mgd)	Flow (mgd)	Area (acres)
Brevard	City of Cocoa Reclaim Water System	IND	ATP	0.4565	0	0
Brevard	Cocoa Beach WRF	PAA&LI	RI	6	2.818	3000
Brevard	Cocoa Beach WRF	IND	ATP	6	0.25	16
Brevard	Cocoa Beach WRF	PAA&LI	GCI	6	0.172	1200
Brevard	Melbourne/DB Lee WWTP	IND	ATP	0.314	0.314	35
Brevard	Melbourne/DB Lee WWTP	PAA&LI	OPAA	0.72	0.72	224
Brevard	Melbourne/DB Lee WWTP	PAA&LI	GCI	1	0.198	120
Brevard	Melbourne/DB Lee WWTP	PAA&LI	RI	0.44	0.44	188
Brevard	Melbourne/Grant Street	IND	ATP	0.15	0.15	21
Brevard	Melbourne/Grant Street	OTH	OTH	0.038	0.002	4
Brevard	Melbourne/Grant Street	PAA&LI	RI	0.003	0.003	2
Brevard	Melbourne/Grant Street	PAA&LI	GCI	0.5	0.131	100
Brevard	Melbourne/Grant Street	PAA&LI	OPAA	0.24	0.24	74
Brevard	North Brevard WWTF	PAA&LI	OPAA	0	0.086	20
Brevard	North Brevard WWTF	GWR&IPR	RIB	0.75	0.051	14
Brevard	North Brevard WWTF	IND	ATP	0	0	5
Brevard	North Brevard WWTF	PAA&LI	GCI	1.25	0.145	139
Brevard	Osprey WRF	PAA&LI	RI	2.03	3.659	520.5
Brevard	Osprey WRF	PAA&LI	GCI	0.65	0.168	300
Brevard	Osprey WRF	WL	NA	4.68	1.815	292
Brevard	Osprey WRF	OTH	OTH	0.493	0.223	275
Brevard	Osprey WRF	PAA&LI	OPAA	1.635	0.245	419.25
Brevard	City of Rockledge	PAA&LI	GCI	0.35	0.0726	0
Brevard	City of Rockledge	PAA&LI	RI	4.177	1.007	0
Brevard	City of Rockledge	PAA&LI	OPAA	0.291	0.0303	0
Brevard	City of Rockledge	IND	ATP	4.177	0.32	0
Brevard	Sykes Creek WWTF	PAA&LI	GCI	0.26	0.157	120
Brevard	Sykes Creek WWTF	PAA&LI	RI	3.68	1.072	539
Brevard	Sykes Creek WWTF	IND	ATP	0.17	0.256	20

Florida Department of Environmental Protection  
2020 Reuse Inventory

County	Reuse System Name	Reuse Type	Reuse Subtype	Capacity (mgd)	Flow (mgd)	Area (acres)
Brevard	West Melbourne/Ray Bullard	PAA&LI	RI	1.02	0.9	173
Broward	City of Hollywood Southern Regional Wastewater Treatment Plant	PAA&LI	RI	0.672	0.04	16
Broward	City of Hollywood Southern Regional Wastewater Treatment Plant	PAA&LI	OPAA	0.511	0.21	121
Broward	City of Hollywood Southern Regional Wastewater Treatment Plant	PAA&LI	GCI	2.82	1.81	752.8
Broward	City of Hollywood Southern Regional Wastewater Treatment Plant	IND	ATP	4	3.92	0
Broward	City of Miramar WWTF	PAA&LI	OPAA	0	0.3	0
Broward	City of Miramar WWTF	IND	ATP	0	1.274	0
Broward	City of Miramar WWTF	PAA&LI	RI	5	3.202	23
Broward	NRWWTP Reclaimed Water System	IND	AOF	0	0.08	0
Broward	NRWWTP Reclaimed Water System	OTH	OTH	10	0	0
Broward	NRWWTP Reclaimed Water System	PAA&LI	OPAA	0	0.13	202.85
Broward	NRWWTP Reclaimed Water System	PAA&LI	RI	0	0	2.35
Broward	NRWWTP Reclaimed Water System	IND	ATP	0	3.8	0
Broward	Plantation Regional WWTP	IND	ATP	1	0.5848	14.75
Broward	Plantation Regional WWTP	AI	EC	1	0	113.57
Broward	Pompano Beach Reuse Facility	PAA&LI	RI	0	1.537	0
Broward	Pompano Beach Reuse Facility	PAA&LI	GCI	0	1.347	300
Broward	Pompano Beach Reuse Facility	PAA&LI	OPAA	0	0.053	0
Broward	Sawgrass WWTF	IND	ATP	0	0.434	0
Broward	Southwest WWTF	GWR&IPR	RIB	0.99	0.247	5.4
Broward	Tindall Hammock Irrigation & Soil Conservation District	OTH	OTH	0.6	0.423	0
Broward	Town of Davie Water Reclamation Facility	PAA&LI	GCI	0.872	0	250.4
Broward	Town of Davie Water Reclamation Facility	IND	ATP	0.891	0.05	0
Broward	Town of Davie Water Reclamation Facility	PAA&LI	OPAA	1.043	0.653	0

Florida Department of Environmental Protection  
2020 Reuse Inventory

County	Reuse System Name	Reuse Type	Reuse Subtype	Capacity (mgd)	Flow (mgd)	Area (acres)
Broward	Town of Davie Water Reclamation Facility	TF	NA	0.16	0.03	0
Broward	Town of Davie Water Reclamation Facility	IND	AOF	0.534	0	0
Charlotte	CCU Burnt Store Reclaim System	GWR&IPR	RIB	0.25	0.143	6.5
Charlotte	CCU Burnt Store Reclaim System	PAA&LI	OPAA	0.048	0.004	3.75
Charlotte	CCU Master Reclaim System	PAA&LI	GCI	4.216	2.489	1029
Charlotte	CCU Master Reclaim System	PAA&LI	RI	0.596	0.196	164.25
Charlotte	CCU Master Reclaim System	PAA&LI	OPAA	3.657	0.112	937
Charlotte	Charlotte CL	TF	NA	0.15	0.152	0
Charlotte	Charlotte CL	GWR&IPR	RIB	0.15	0.079	57.4
Charlotte	Englewood Water District WRF	PAA&LI	GCI	1.125	0.627	548
Charlotte	Englewood Water District WRF	PAA&LI	RI	1.53	0.511	341
Charlotte	Englewood Water District WRF	PAA&LI	OPAA	0.27	0.023	83
Charlotte	Englewood Water District WRF	IND	ATP	0.36	0.135	48
Citrus	Beverly Hills WWTP	GWR&IPR	RIB	1	0.464	5.14
Citrus	Brentwood Wastewater Treatment Facility	GWR&IPR	RIB	0.5	0.397	7.8
Citrus	Crystal River Utilities	IND	AOF	2.15	0.3	1.5
Citrus	Crystal River Utilities	AI	OC	1.5	0.362	108
Citrus	Inverness WWTP	PAA&LI	GCI	0.9	0.199	89
Citrus	Inverness WWTP	AI	OC	1.5	0.331	87
Citrus	Meadowcrest WWTP	PAA&LI	GCI	2	0.373	320
Citrus	Meadowcrest WWTP	GWR&IPR	RIB	2	0.302	14.35
Citrus	Southwest Regional WRF	GWR&IPR	RIB	1.5	0.692	11
Clay	Green Cove Springs – Harbor Road WWTF	PAA&LI	GCI	0.75	0.34	180
Clay	Orange Park WWTF	OTH	OTH	2.5	0.042	0
Clay	Spencer's Crossing WWTF	GWR&IPR	RIB	2.08	0.192	30.88
Clay	Spencer's Crossing WWTF	PAA&LI	GCI	2.522	0.286	507
Clay	Spencer's Crossing WWTF	PAA&LI	RI	14.432	5.623	18340
Collier	City of Everglades City	PAA&LI	GCI	0.152	0	10
Collier	City of Everglades City	GWR&IPR	RIB	0.115	0.069	0.019



Florida Department of Environmental Protection  
2020 Reuse Inventory

County	Reuse System Name	Reuse Type	Reuse Subtype	Capacity (mgd)	Flow (mgd)	Area (acres)
Collier	City of Naples Water Reclamation Facility	PAA&LI	OPAA	1	0.358	157.5
Collier	City of Naples Water Reclamation Facility	PAA&LI	GCI	3	1.487	1119
Collier	City of Naples Water Reclamation Facility	PAA&LI	RI	6	4.275	618.35
Collier	Golden Gate WWTP	GWR&IPR	RIB	1.25	0.002	7
Collier	Immokalee WWTP	AI	OC	1.84	0.38	364
Collier	Marco Island Utilities WWTP	PAA&LI	OPAA	1.58	1.45	550
Collier	Marco Island Utilities WWTP	PAA&LI	GCI	0.973	0.519	314
Collier	North County WRF	PAA&LI	GCI	10.75	6.196	2771.5
Collier	North County WRF	PAA&LI	RI	10.39	9.048	2657.96
Collier	North County WRF	PAA&LI	OPAA	2.266	1.287	584.2
Collier	Port of the Island CID	PAA&LI	OPAA	0.306	0.367	113
Columbia	City of Lake City	AI	OC	3	2.15	350
Columbia	Columbia Correctional Institution	TF	NA	0.245	0.248	0
Columbia	Columbia Correctional Institution	AI	OC	0.28	0.19	36
DeSoto	City of Arcadia Reclaimed Water System	PAA&LI	OPAA	0.07	0.004	0
DeSoto	City of Arcadia Reclaimed Water System	AI	EC	1.27	0.113	0
DeSoto	City of Arcadia Reclaimed Water System	PAA&LI	GCI	0.26	0.044	0
DeSoto	City of Arcadia Reclaimed Water System	OTH	OTH	0	0.05	0
DeSoto	City of Arcadia Reclaimed Water System	PAA&LI	RI	0.02	0.023	0
DeSoto	City of Arcadia Reclaimed Water System	GWR&IPR	RIB	0.035	0.098	0
DeSoto	Desoto County Regional WWTF	AI	OC	0.75	0.33	600
Dixie	Cross City WWTF	AI	OC	0.64	0.588	76.9
Duval	City of Jacksonville Beach	PAA&LI	GCI	0.75	0.277	138.38
Duval	City of Jacksonville Beach	IND	ATP	4.5	0.27	0
Duval	JEA Buckman WRF	IND	ATP	0	2.62	0
Duval	JEA District II WRF	IND	ATP	0	0.26	0
Duval	JEA District II WRF	IND	AOF	5	1.109	0

Florida Department of Environmental Protection  
2020 Reuse Inventory

County	Reuse System Name	Reuse Type	Reuse Subtype	Capacity (mgd)	Flow (mgd)	Area (acres)
Duval	JEA Southwest WRF	IND	ATP	0	0.259	0
Duval	Normandy Village WWTF	GWR&IPR	RIB	0.4	0.307	7.26
Duval	South Reuse Grid	PAA&LI	OPAA	18.237	0.9	0
Duval	South Reuse Grid	PAA&LI	GCI	18.237	1	0
Duval	South Reuse Grid	IND	ATP	0	2.648	0
Duval	South Reuse Grid	PAA&LI	RI	18.237	9.9	0
Duval	USN NAS Jacksonville WWTF	PAA&LI	GCI	1	0.22	234
Duval	USN NAS Jacksonville WWTF	AI	OC	1	0.186	43
Escambia	ECUA – Bayou Marcus Water Reclamation Facility	WL	NA	10.25	5.435	992
Escambia	ECUA – Central Water Reclamation Facility	PAA&LI	OPAA	32.15	12.02	119
Escambia	ECUA - Pensacola Beach WRF	IND	ATP	1	0.026	0
Escambia	ECUA - Pensacola Beach WRF	PAA&LI	OPAA	0.432	0.096	4
Flagler	Beach Haven WWTF	PAA&LI	RI	0	0	8.6
Flagler	Beach Haven WWTF	GWR&IPR	RIB	0.049	0.016	0
Flagler	City of Bunnell WWTF	PAA&LI	GCI	0.5	0.216	609
Flagler	City of Bunnell WWTF	OTH	OTH	0.1	0.084	50
Flagler	Dunes Community Development District WWTF	PAA&LI	RI	6.04	1.543	779
Flagler	Dunes Community Development District WWTF	PAA&LI	GCI	1.707	0.595	220
Flagler	Matanzas Shores WWTF	GWR&IPR	RIB	0.322	2.181	6.09
Flagler	Palm Coast WWTF	PAA&LI	RI	6.644	2.429	2043
Flagler	Palm Coast WWTF	PAA&LI	OPAA	2.144	0.2	668
Flagler	Palm Coast WWTF	GWR&IPR	AF	0.6	0.205	60
Flagler	Palm Coast WWTF	PAA&LI	GCI	1.776	1.349	448
Flagler	Palm Coast WWTF	GWR&IPR	RIB	2.3	1.466	37.5
Flagler	Palm Coast WWTF #2	PAA&LI	GCI	0.34	0.274	110.7
Flagler	Plantation Bay Wastewater Treatment Plant	PAA&LI	GCI	0.475	0.216	75
Franklin	Apalachicola WWTF	PAA&LI	OPAA	0.219	0.07	47
Franklin	Apalachicola WWTF	AI	OC	0.701	0.18	150.4

Florida Department of Environmental Protection  
2020 Reuse Inventory

County	Reuse System Name	Reuse Type	Reuse Subtype	Capacity (mgd)	Flow (mgd)	Area (acres)
Franklin	Kenneth B. Cope	AI	OC	0.5	0	74.31
Franklin	Kenneth B. Cope	TF	NA	0.9	0.053	0
Franklin	Kenneth B. Cope	PAA&LI	GCI	0.63	0.231	81
Franklin	Kenneth B. Cope	PAA&LI	OPAA	0.19	0.077	25
Gadsden	Gadsden East WWTF	GWR&IPR	RIB	0.25	0.199	3.97
Gadsden	City of Gretna WWTP	AI	OC	0.4	0.27	3.21
Gadsden	City of Gretna WWTP	GWR&IPR	RIB	0.4	0.001	40
Gadsden	Havana WWTF	IND	ATP	0.4	0.078	0
Gadsden	Havana WWTF	AI	OC	0.4	0.083	174
Gadsden	Quincy WWTP	IND	ATP	1.5	0	0
Gilchrist	Lancaster Correctional Institute	AI	OC	0.25	0.09	33.8
Gilchrist	Trenton WWTF	AI	OC	0.2	0.132	40
Gulf	City of Port St. Joe WWTF	GWR&IPR	AF	1.9	0.49	78
Hamilton	Hamilton County WWTP	AI	OC	0.0499	0.0122	19.17
Hamilton	Jennings WWTF	AI	OC	0.175	0.107	44
Hardee	Bowling Green	AI	OC	0	0.187	0
Hardee	City of Wauchula WWTP	IND	AOF	0	0.534	0
Hardee	City of Wauchula WWTP	IND	ATP	1.2	0	0
Hardee	Wauchula Hills WWTF	IND	AOF	0.36	0.115	0
Hardee	Zolfo Springs WWTF	AI	OC	0.29	0.112	0.148
Hendry	City of Labelle WWTP #1	GWR&IPR	RIB	0.75	0.377	199
Hendry	Port Labelle WWTP	GWR&IPR	RIB	0.499	0.187	5
Hernando	Brookridge Subregional WWTP	GWR&IPR	RIB	0.75	0.187	53.1
Hernando	Glen WRF	GWR&IPR	RIB	3	1.054	23.22
Hernando	Hernando County Airport WRF	GWR&IPR	RIB	3.5	1.644	21.14
Hernando	Ridge Manor Subregional WWTF	GWR&IPR	RIB	0.75	0.248	25
Hernando	Spring Hill WRF	PAA&LI	GCI	2.797	1.325	376.85
Hernando	William S. Smith WWRF	IND	AOF	8	0.758	1345
Hernando	William S. Smith WWRF	PAA&LI	RI	0.202	0.096	127
Hernando	William S. Smith WWRF	PAA&LI	OPAA	0.072	0.028	37

Florida Department of Environmental Protection  
2020 Reuse Inventory

County	Reuse System Name	Reuse Type	Reuse Subtype	Capacity (mgd)	Flow (mgd)	Area (acres)
Hernando	William S. Smith WWRF	PAA&LI	GCI	0.449	0.124	198
Highlands	Cemetery Road WWTP	GWR&IPR	RIB	1.7	1.16	9.59
Highlands	Cemetery Road WWTP	IND	ATP	0	0.017	0
Highlands	City of Avon Park WWTP	GWR&IPR	RIB	1.5	0.802	16.79
Highlands	North Main Street WWTP	GWR&IPR	RIB	0.249	0.082	3.91
Highlands	North Main Street WWTP	PAA&LI	OPAA	0.162	0.024	96
Highlands	Plant #1, Unit 23	GWR&IPR	RIB	0.7	0.304	3.06
Highlands	Tomoka Heights WWTP AKA Placid Utilities	GWR&IPR	RIB	0.2	0.049	1.42
Hillsborough	Country Meadows	GWR&IPR	RIB	0.11	0.093	5.1
Hillsborough	Country Meadows	PAA&LI	GCI	0.064	0.014	31.6
Hillsborough	Country Meadows	OTH	OTH	0	0.008	0
Hillsborough	Howard F. Curren AWTP	PAA&LI	RI	5.55	2.5	965
Hillsborough	Howard F. Curren AWTP	IND	ATP	8.6	6	0
Hillsborough	Howard F. Curren AWTP	PAA&LI	OPAA	0.45	1.4	728
Hillsborough	Howard F. Curren AWTP	IND	AOF	6.62	4.96	0
Hillsborough	Northwest WRF	AI	OC	0	0.06	0
Hillsborough	Northwest WRF	IND	ATP	0	1.34	0
Hillsborough	Northwest WRF	PAA&LI	GCI	0	0.83	0
Hillsborough	Northwest WRF	PAA&LI	RI	0	9.05	0
Hillsborough	Northwest WRF	PAA&LI	OPAA	0	1.24	0
Hillsborough	Northwest WRF	IND	AOF	0	0.05	0
Hillsborough	Northwest WRF	OTH	OTH	0	-1.58	0
Hillsborough	Northwest WRF	AI	EC	0	0.034	0
Hillsborough	Rice Creek Utilities	GWR&IPR	RIB	0.225	0.0835	4.4
Hillsborough	Rice Creek Utilities	WL	NA	0	0.001	2.2
Hillsborough	South County Regional AWWTF	IND	ATP	0	0.678	0
Hillsborough	South County Regional AWWTF	IND	AOF	0	2.46	0
Hillsborough	South County Regional AWWTF	OTH	OTH	0	0.52	0

Florida Department of Environmental Protection  
2020 Reuse Inventory

County	Reuse System Name	Reuse Type	Reuse Subtype	Capacity (mgd)	Flow (mgd)	Area (acres)
Hillsborough	South County Regional AWWTF	PAA&LI	GCI	0	1.82	0
Hillsborough	South County Regional AWWTF	AI	OC	0	0.02	0
Hillsborough	South County Regional AWWTF	PAA&LI	RI	0	5.41	0
Hillsborough	South County Regional AWWTF	PAA&LI	OPAA	0	1.61	0
Hillsborough	South County Regional AWWTF	GWR&IPR	INJ	0	2.58	0
Hillsborough	Windemere Reuse System	GWR&IPR	RIB	0.185	0.10792	3
Indian River	IRCUD/Central (Gifford) WWTF	PAA&LI	GCI	6.35	3.144	1274
Indian River	IRCUD/Central (Gifford) WWTF	GWR&IPR	RIB	0.86	0.239	43.69
Indian River	IRCUD/Central (Gifford) WWTF	WL	NA	4	1.707	169
Indian River	City of Vero Beach	PAA&LI	RI	2.64	2.475	1596
Indian River	City of Vero Beach	PAA&LI	OPAA	0.22	0.22	108
Indian River	City of Vero Beach	IND	ATP	0.5	0.249	14
Indian River	City of Vero Beach	PAA&LI	GCI	0.3	0.242	182
Indian River	City of Vero Beach	OTH	OTH	0.247	0.027	0
Jackson	City of Marianna	IND	ATP	0	0.048	0
Jackson	City of Marianna	AI	OC	0	1.378	0
Jackson	Cottdale WWTP	AI	OC	0.25	0.11	65
Jackson	Jackson Correctional Institution WWTP	AI	OC	0.275	0.1797	27.5
Jackson	Town of Grand Ridge WWTF	AI	OC	0.205	0.035	106
Jackson	Town of Sneads	AI	OC	0.733	0.336	253
Jefferson	City of Monticello WWTP	AI	OC	1	0.2916	251
Jefferson	Jefferson Correctional	TF	NA	0.185	0.101	0
Jefferson	Jefferson Correctional	AI	OC	0.116	0.047	0
Lafayette	Mayo CI WWTP	TF	NA	0.495	0	0
Lafayette	Mayo CI WWTP	GWR&IPR	RIB	0.495	0.184	0
Lake	City of Mount Dora	AI	OC	0.262	0.026	39
Lake	City of Mount Dora	GWR&IPR	RIB	0	0	4.22
Lake	City of Mount Dora	IND	ATP	0	0.182	0
Lake	City of Mount Dora	PAA&LI	RI	2.75	1.747	0

Florida Department of Environmental Protection  
2020 Reuse Inventory

County	Reuse System Name	Reuse Type	Reuse Subtype	Capacity (mgd)	Flow (mgd)	Area (acres)
Lake	Clerbrook Golf & RV Resort WWTF	GWR&IPR	RIB	0.12	0.02	1.47
Lake	Clermont – East	PAA&LI	RI	4.67	2.922	1375
Lake	Clermont – East	PAA&LI	GCI	1	0.341	553
Lake	Clermont – East	GWR&IPR	RIB	0.75	0.164	4.76
Lake	Clermont – East	IND	ATP	1	0.011	45
Lake	Clermont – East	PAA&LI	OPAA	0	0	23.5
Lake	Eustis Reclaim System	GWR&IPR	RIB	0.533	0.005	14
Lake	Eustis Reclaim System	AI	OC	2.56	0.747	80
Lake	Eustis Reclaim System	PAA&LI	OPAA	0.19	0.058	67.4
Lake	Eustis Reclaim System	PAA&LI	RI	0	0.397	60
Lake	Eustis Reclaim System	PAA&LI	GCI	1.6	0.39	193.4
Lake	Lady Lake WWTF	PAA&LI	RI	0	0.001	4
Lake	Lady Lake WWTF	PAA&LI	OPAA	0.75	0.31	49
Lake	Lady Lake WWTF	GWR&IPR	RIB	0.25	0.088	11
Lake	Lake Correctional Institution	AI	OC	0.18	0.16	12
Lake	Lake Groves WWTF	PAA&LI	RI	0.999	0.305	55.62
Lake	Lake Groves WWTF	IND	ATP	0	0.008	0
Lake	Lake Groves WWTF	GWR&IPR	RIB	0.5	0.222	2.27
Lake	Leesburg/Canal St. WWTF	PAA&LI	GCI	0.37	0.306	270
Lake	Leesburg/Canal St. WWTF	PAA&LI	RI	8	1.6	1082.7
Lake	Leesburg/Canal St. WWTF	PAA&LI	OPAA	0	2	0
Lake	Leesburg/Canal St. WWTF	AI	OC	3	0	303
Lake	Mid Florida Lakes WWTF	AI	OC	0.18	0.098	10
Lake	City of Minneola WWTF	GWR&IPR	RIB	1	0.342	6.1
Lake	City of Minneola WWTF	PAA&LI	RI	1.8	0	466.02
Lake	Pennbrooke Fairways	PAA&LI	GCI	0.18	0.052	72.3
Lake	Pennbrooke Fairways	GWR&IPR	RIB	0.03	0.013	0.75
Lake	Pine Island	PAA&LI	GCI	0.225	0.012	189
Lake	Sampey Rd. WWTF-1 (Silver Eagle Reuse Facility)	AI	OC	0.25	0.004	0

Florida Department of Environmental Protection  
2020 Reuse Inventory

County	Reuse System Name	Reuse Type	Reuse Subtype	Capacity (mgd)	Flow (mgd)	Area (acres)
Lake	Sampey Rd. WWTF-1 (Silver Eagle Reuse Facility)	PAA&LI	GCI	0	0	135
Lake	Sampey Rd. WWTF-1 (Silver Eagle Reuse Facility)	PAA&LI	OPAA	0	0.173	0
Lake	Sampey Rd. WWTF-1 (Silver Eagle Reuse Facility)	PAA&LI	RI	1.1	0.509	197.9
Lake	Southlake Utilities WWTF	GWR&IPR	RIB	0.785	0.785	4.84
Lake	St. Johns River Utility WWTF (FKA Astor/Astor Park)	GWR&IPR	RIB	0.3	0.142	11.31
Lake	Sunshine Parkway WWTF	GWR&IPR	RIB	0.42	0.011	4.82
Lake	Sunshine Parkway WWTF	PAA&LI	RI	1	0.418	697
Lake	City of Umatilla WWTF	GWR&IPR	AF	0.2	0.153	15.45
Lake	City of Umatilla WWTF	GWR&IPR	RIB	0.1	0.002	11.92
Lake	Villages WWTF	PAA&LI	OPAA	0.41	0.049	60.44
Lake	Villages WWTF	GWR&IPR	RIB	0.75	0.514	8.75
Lake	Villages WWTF	PAA&LI	GCI	2.831	0.33	417
Lake	Water Oak Utilities	GWR&IPR	AF	0.2	0.068	19.3
Lake	Woodlea Road WRF	PAA&LI	RI	0	0.41	100
Lake	Woodlea Road WRF	AI	EC	3	0.25	134
Lake	Woodlea Road WRF	GWR&IPR	RIB	3	0.822	9.6
Lee	Citrus Park - North	GWR&IPR	RIB	0.199	0.089	0
Lee	Cross Creek WWTP	PAA&LI	GCI	0.249	0.122	60
Lee	Del Prado	PAA&LI	RI	3.5	0.35	0
Lee	Del Prado	PAA&LI	GCI	3.575	0.634	1171
Lee	Del Prado	PAA&LI	OPAA	0.675	0.033	0
Lee	Del Prado WWTF	PAA&LI	RI	29.4	29.97	0
Lee	Donax Water Reclamation Facility	PAA&LI	GCI	1.181	0.708	227.5
Lee	Donax Water Reclamation Facility	PAA&LI	RI	0.48	0.255	79.6
Lee	Eagle Ridge WWTP	PAA&LI	GCI	0.318	0.185	90
Lee	Everest Parkway WRF	PAA&LI	RI	29.4	29.97	0
Lee	Fiddlesticks Country Club	PAA&LI	GCI	0.15	0.038	160
Lee	Forest Utilities WWTP	PAA&LI	GCI	2	0.397	280

Florida Department of Environmental Protection  
2020 Reuse Inventory

County	Reuse System Name	Reuse Type	Reuse Subtype	Capacity (mgd)	Flow (mgd)	Area (acres)
Lee	Fort Myers Beach WRF	GWR&IPR	RIB	0.55	0.08	0
Lee	Fort Myers Beach WRF	PAA&LI	GCI	3.373	1.446	581
Lee	Fort Myers Beach WRF	PAA&LI	RI	0.394	0.371	102
Lee	Fort Myers Beach WRF	PAA&LI	OPAA	0.924	0.567	205
Lee	Fort Myers Central AWWTF	OTH	OTH	0.07	0.04	16
Lee	Fort Myers Central AWWTF	IND	AOF	1.3	1.01	0
Lee	Fort Myers Central AWWTF	PAA&LI	GCI	3.4	1.71	681
Lee	Fort Myers Central AWWTF	PAA&LI	OPAA	0.18	0.12	60
Lee	Fort Myers Central AWWTF	IND	ATP	0	0.24	0
Lee	Gasparilla Island Water Domestic DIW	PAA&LI	GCI	0.484	0.329	114.47
Lee	Gateway Water Reclamation Facility	PAA&LI	OPAA	3	2.862	5000
Lee	Hunters Ridge WWTP	PAA&LI	GCI	0	0.35424	83
Lee	Lake Fairways/Pine Lakes	PAA&LI	GCI	0.11	0.07	57
Lee	Lee County Utilities - Fiesta Village	PAA&LI	OPAA	1.028	0.088	101
Lee	Lee County Utilities - Fiesta Village	PAA&LI	GCI	1.487	0.86	450
Lee	Lee County Utilities - Fiesta Village	PAA&LI	RI	0.584	0.386	151
Lee	Lee County Utilities - Fiesta Village	OTH	OTH	1.901	1.114	0
Lee	Lehigh Acres WWTP	GWR&IPR	RIB	1.48	0.574	34
Lee	Pine Island WRF	AI	OC	0.474	0	0
Lee	South Seas Resort WWTP	PAA&LI	GCI	0.18	0.145	32
Lee	Southwest WRF	PAA&LI	RI	29.4	29.97	0
Lee	Three Oaks WWTF	PAA&LI	GCI	3.583	2.504	729
Lee	Three Oaks WWTF	PAA&LI	OPAA	0.165	0.096	91
Lee	Three Oaks WWTF	PAA&LI	RI	0.96	0.127	136
Leon	Killearn Lakes WWTP	AI	OC	0.614	0.433	225.1
Leon	Killearn Lakes WWTP	GWR&IPR	RIB	0.086	0	5.8
Leon	Lake Jackson WWTP	GWR&IPR	RIB	0.5	0.325	6.13
Leon	Sandstone Ranch WWTF	GWR&IPR	RIB	0.0707	0.016	1.55
Leon	T.P. Smith WRF	PAA&LI	OPAA	1.2	0.702	734.7



Florida Department of Environmental Protection  
2020 Reuse Inventory

County	Reuse System Name	Reuse Type	Reuse Subtype	Capacity (mgd)	Flow (mgd)	Area (acres)
Leon	T.P. Smith WRF	IND	ATP	0	2.22	0
Leon	T.P. Smith WRF	AI	OC	31.32	15.743	2587
Levy	Cedar Key WRF	GWR&IPR	AF	0.166	0.9	1
Levy	Chiefland WWTF	GWR&IPR	RIB	0.475	0.261	11
Levy	Williston WWTF	GWR&IPR	AF	0	0	0.21
Liberty	City of Bristol	GWR&IPR	RIB	0.25	0.117	31
Manatee	City of Bradenton WWTP	IND	ATP	0.5	0.161	14
Manatee	City of Bradenton WWTP	OTH	OTH	6	2.471	3700
Manatee	City of Bradenton WWTP	PAA&LI	RI	0	0.048	2
Manatee	City of Bradenton WWTP	PAA&LI	OPAA	0	0.057	44
Manatee	City of Bradenton WWTP	AI	EC	0	0.049	65
Manatee	City of Bradenton WWTP	PAA&LI	GCI	0.2	0.136	109
Manatee	City of Bradenton WWTP	IND	AOF	2.19	0.001	194
Manatee	Manatee County Master Reuse System	PAA&LI	GCI	3.5	1.1	895
Manatee	Manatee County Master Reuse System	AI	EC	6	5.6	1542
Manatee	Manatee County Master Reuse System	PAA&LI	RI	12.1	5.8	1565
Manatee	Manatee County Master Reuse System	PAA&LI	OPAA	18.2	4.7	2346
Manatee	City of Palmetto WWTP	PAA&LI	GCI	0.231	0.086	82
Manatee	City of Palmetto WWTP	PAA&LI	RI	2.4	0.917	4700
Manatee	City of Palmetto WWTP	IND	ATP	0	0.105	0
Manatee	City of Palmetto WWTP	OTH	OTH	0.614	0	5
Marion	City of Belleview	PAA&LI	GCI	1.3	0.44	444
Marion	City of Belleview	AI	OC	0.3	0.013	19.5
Marion	City of Dunnellon	AI	OC	0.49	0.172	50.52
Marion	Juliette Falls	PAA&LI	GCI	0.1	0	100
Marion	Juliette Falls	GWR&IPR	RIB	0.025	0	0.01
Marion	Marion Correctional Institution	TF	NA	0.225	0.099	0
Marion	Marion Correctional Institution	AI	OC	0.499	0.393	90.8
Marion	MCUD Stonecrest WWTF	PAA&LI	GCI	0.35	0.166	127.3

Florida Department of Environmental Protection  
2020 Reuse Inventory

County	Reuse System Name	Reuse Type	Reuse Subtype	Capacity (mgd)	Flow (mgd)	Area (acres)
Marion	MCUD Stonecrest WWTF	GWR&IPR	RIB	0.225	0.023	1.86
Marion	MCUD/Oak Run	PAA&LI	GCI	1.6	0.486	475
Marion	MCUD/Oak Run	GWR&IPR	RIB	1.6	0.376	12
Marion	MCUD/Silver Springs Shores WRF	PAA&LI	GCI	1.25	0.299	374
Marion	MCUD/Silver Springs Shores WRF	AI	OC	1	0.604	130
Marion	MCUD/Silver Springs Shores WRF	GWR&IPR	RIB	0.5	0.323	8
Marion	Ocala WRF #2	WL	NA	5	0.992	23
Marion	Ocala WRF #2	PAA&LI	RI	0.058	0.034	15
Marion	Ocala WRF #2	AI	OC	5.8	2.666	653
Marion	Ocala WRF #2	PAA&LI	OPAA	0.393	0.154	103.4
Marion	Ocala WRF #2	PAA&LI	GCI	0.349	0.1	90
Marion	Ocala WRF #3	PAA&LI	OPAA	4.43	0.682	392
Marion	Ocala WRF #3	PAA&LI	GCI	1.969	0.247	305
Marion	Ocala WRF #3	WL	NA	5	1.356	23
Marion	On Top of the World South WWTF	AI	OC	1.25	0.0868	143
Marion	On Top of the World South WWTF	PAA&LI	OPAA	0	0.065	43.86
Marion	On Top of the World South WWTF	PAA&LI	GCI	1.25	0.42	284
Marion	On Top of the World South WWTF	GWR&IPR	RIB	0.3	0	1.8
Marion	Rainbow Springs 5 <sup>th</sup> Replat	GWR&IPR	RIB	0.1	0	1.8
Marion	Rainbow Springs 5 <sup>th</sup> Replat	AI	OC	0.23	0.165	35.14
Martin	City of Stuart	PAA&LI	OPAA	3.6	0.205	48.3
Martin	Indiantown Wastewater	IND	AOF	1	0	45
Martin	Indiantown Wastewater	GWR&IPR	RIB	0.507	0.319	14
Martin	Martin Correctional	AI	OC	0.37	0.164	0
Martin	Martin Correctional	TF	NA	0.09	0.141	0
Martin	Martin County Tropical Farms WWTF	GWR&IPR	RIB	0.0001	0	1
Martin	Martin County Tropical Farms WWTF	WL	NA	0.0001	0	1
Martin	Martin County Tropical Farms WWTF	PAA&LI	OPAA	0.842	0.093	43

Florida Department of Environmental Protection  
2020 Reuse Inventory

County	Reuse System Name	Reuse Type	Reuse Subtype	Capacity (mgd)	Flow (mgd)	Area (acres)
Martin	Martin County Tropical Farms WWTF	GWR&IPR	SWA	0.0001	0	1
Martin	Martin County Tropical Farms WWTF	GWR&IPR	INJ	0.0001	0	1
Martin	Martin County Tropical Farms WWTF	OTH	OTH	0.0001	0	1
Martin	Martin County Tropical Farms WWTF	AI	OC	0.0001	0	1
Martin	Martin County Tropical Farms WWTF	IND	AOF	0.0001	0	1
Martin	Martin County Tropical Farms WWTF	PAA&LI	GCI	2.84	1.329	1044
Martin	Martin County Tropical Farms WWTF	GWR&IPR	AF	0.0001	0	1
Martin	Martin County Tropical Farms WWTF	IND	ATP	0.0001	0	1
Martin	Martin County Tropical Farms WWTF	FP	NA	0.0001	0	0
Martin	Martin County Tropical Farms WWTF	PAA&LI	RI	1.097	0.482	307
Martin	Martin County Tropical Farms WWTF	TF	NA	0.0001	0	0
Martin	Sailfish Point WWTF	PAA&LI	GCI	0.55	0.0784	144
Martin	South Martin Regional Util. (FKA Hydratech) WWTF	PAA&LI	GCI	1.51	0.741	315
Martin	South Martin Regional Util. (FKA Hydratech) WWTF	PAA&LI	RI	0	0.079	55.6
Martin	South Martin Regional Util. (FKA Hydratech) WWTF	IND	ATP	0.014	0.01	10
Martin	South Martin Regional Util. (FKA Hydratech) WWTF	PAA&LI	OPAA	0.05	0.12	142.9
Martin	South Martin Regional Util. (FKA Hydratech) WWTF	IND	AOF	0.05	0.03	20
Miami-Dade	Central District Wastewater Treatment Plant	OTH	OTH	0.038	0	0
Miami-Dade	Central District Wastewater Treatment Plant	IND	ATP	7.84	5.53	0
Miami-Dade	City of Homestead WWTF	GWR&IPR	RIB	4.5	4.21	0
Miami-Dade	City of Homestead WWTF	IND	ATP	0	1.023	0
Miami-Dade	North District Wastewater Treatment Plant	PAA&LI	OPAA	1.5	0	40
Miami-Dade	North District Wastewater Treatment Plant	IND	ATP	2.94	2.68	0
Miami-Dade	South District Wastewater Treatment Plant	IND	ATP	3.73	5.18	0

Florida Department of Environmental Protection  
2020 Reuse Inventory

County	Reuse System Name	Reuse Type	Reuse Subtype	Capacity (mgd)	Flow (mgd)	Area (acres)
Miami-Dade	South District Wastewater Treatment Plant	PAA&LI	OPAA	0.443	0	0
Monroe	Big Coppitt WWTP	PAA&LI	RI	0.411	0.063	128.64
Monroe	Duck Key Wastewater Cooperative	PAA&LI	RI	0.155	0.05	218
Monroe	Duck Key Wastewater Cooperative	PAA&LI	OPAA	0.1	0.029	40
Monroe	City of Key Colony Beach	PAA&LI	GCI	0.99	0.031	15
Monroe	KW Resort Utilities	TF	NA	0.1	0.016	0
Monroe	KW Resort Utilities	PAA&LI	GCI	1	0.104	100.27
Monroe	KW Resort Utilities	PAA&LI	OPAA	0.015	0	4.12
Monroe	North Key Largo WWTP	PAA&LI	GCI	0.3	0	378.5
Nassau	Hilliard WWTF	WL	NA	0.48	0.263	7
Nassau	Nassau Amelia	IND	ATP	0	0.081	0
Nassau	Nassau Amelia	PAA&LI	GCI	1.6475	0.688	385
Nassau	Nassau Regional	PAA&LI	GCI	0.75	0.233	0
Nassau	Nassau Regional	IND	ATP	0	0.341	0
Nassau	Nassau Regional	GWR&IPR	RIB	0.5	0.305	0
Okaloosa	Arbennie Pritchett WRF	PAA&LI	GCI	2	0.3	100
Okaloosa	Arbennie Pritchett WRF	GWR&IPR	RIB	10	7	200
Okaloosa	City of Mary Esther WWTP	AI	OC	0	0.405	0
Okaloosa	Crestview WWTP	AI	OC	2.1	0.93	240
Okaloosa	Crestview WWTP	GWR&IPR	RIB	0.63	0.52	7.65
Okaloosa	Crestview WWTP	IND	ATP	0	0.23	10
Okaloosa	Fort Walton Beach General Reuse Service Area	PAA&LI	GCI	2	0.3	330
Okaloosa	Fort Walton Beach General Reuse Service Area	OTH	OTH	0.2	0	0.3
Okaloosa	George F. French Rec. Fac.	PAA&LI	GCI	1.2	0.29	153.1
Okaloosa	George F. French Rec. Fac.	PAA&LI	OPAA	1	0.607	70.72
Okaloosa	George F. French Rec. Fac.	GWR&IPR	AF	1.3	0.325	15.76
Okaloosa	George F. French Rec. Fac.	PAA&LI	RI	3.75	1.602	219.95
Okaloosa	George F. French Rec. Fac.	OTH	OTH	0.437	0.266	6.84

Florida Department of Environmental Protection  
2020 Reuse Inventory

County	Reuse System Name	Reuse Type	Reuse Subtype	Capacity (mgd)	Flow (mgd)	Area (acres)
Okaloosa	Hurlburt Field AWTP	PAA&LI	OPAA	0.89	0.051	0
Okaloosa	Hurlburt Field AWTP	PAA&LI	GCI	0.3	0	150
Okaloosa	Hurlburt Field AWTP	OTH	OTH	0.199	0	0
Okaloosa	Hurlburt Field AWTP	PAA&LI	RI	0.198	0.022	58
Okaloosa	Hurlburt Field AWTP	IND	ATP	0.002	0.035	0
Okaloosa	Jerry D. Mitchem WRF	GWR&IPR	RIB	0.391	0.129	11.09
Okaloosa	NV Regional WWTP	AI	OC	3	1.069	194
Okaloosa	NV Regional WWTP	PAA&LI	OPAA	1.035	0.193	87
Okaloosa	NV Regional WWTP	PAA&LI	GCI	1.593	0	150
Okaloosa	NV Regional WWTP	PAA&LI	RI	1.623	0.558	209
Okaloosa	Russell F.W. Stephenson WRF	GWR&IPR	RIB	0.98	0.52	12.03
Okeechobee	Okeechobee CI	OTH	OTH	2	0.212	86
Orange	City of Apopka WRF – Project Arrow	AI	OC	0.4	0	57
Orange	City of Apopka WRF – Project Arrow	IND	ATP	0	0.038	0
Orange	City of Apopka WRF – Project Arrow	PAA&LI	GCI	1.672	0	389.6
Orange	City of Apopka WRF – Project Arrow	PAA&LI	RI	0	4.295	2700
Orange	City of Apopka WRF – Project Arrow	AI	EC	0.1	0	257.94
Orange	City of Apopka WRF – Project Arrow	PAA&LI	OPAA	0	2.209	975
Orange	City of Orlando Conserv II	PAA&LI	GCI	0	0.04	260
Orange	City of Orlando Conserv II	PAA&LI	OPAA	0	2.434	0
Orange	City of Orlando Conserv II	PAA&LI	RI	0	1.569	0
Orange	City of Orlando Conserv II	AI	OC	1.1	0.1	19.7
Orange	Fairways Country Club WWTP	PAA&LI	GCI	0.15	0.121	56
Orange	Fairways Country Club WWTP	GWR&IPR	RIB	0.15	0.017	0.7103
Orange	Gulfstream Harbor Mobile Home Park	GWR&IPR	RIB	0.1	0.043	3.16
Orange	OCUD/Eastern Subregional WRF	PAA&LI	OPAA	5.75	4.596	0
Orange	OCUD/Eastern Subregional WRF	GWR&IPR	RIB	2.5	0.245	90
Orange	OCUD/Eastern Subregional WRF	OTH	OTH	13	7.401	93

Florida Department of Environmental Protection  
2020 Reuse Inventory

County	Reuse System Name	Reuse Type	Reuse Subtype	Capacity (mgd)	Flow (mgd)	Area (acres)
Orange	OCUD/Eastern Subregional WRF	WL	NA	10	7.318	300
Orange	OCUD/Northwest Water Reclamation Facility	GWR&IPR	RIB	4.94	0.736	44.2
Orange	OCUD/Northwest Water Reclamation Facility	PAA&LI	OPAA	3.4	2.192	0
Orange	OCUD/Northwest Water Reclamation Facility	TF	NA	0.05	0.003	0
Orange	OCUD/Northwest Water Reclamation Facility	WL	NA	3.94	3.032	67.4
Orange	Orange County South Regional WRF	PAA&LI	GCI	2.487	1.479	900
Orange	Orange County South Regional WRF	OTH	OTH	0.103	0.305	40
Orange	Orange County South Regional WRF	AI	OC	0.974	0.305	163
Orange	Orange County South Regional WRF	GWR&IPR	RIB	44	12.874	3725
Orange	Orange County South Regional WRF	PAA&LI	OPAA	4.157	16.332	340.5
Orange	Orange County South Regional WRF	AI	EC	4.625	0.693	1545.3
Orange	Orlando – Conserv II WRF	PAA&LI	RI	0.614	0.113	158.66
Orange	Orlando – Conserv II WRF	PAA&LI	GCI	1.648	0.804	213
Orange	Orlando – Conserv II WRF	PAA&LI	OPAA	4.781	2.717	1236
Orange	Orlando – Conserv II WRF	OTH	OTH	55.34	10.356	6713.8
Orange	Orlando/Conserv I WWTF	PAA&LI	GCI	1.101	0.06	142.35
Orange	Orlando/Conserv I WWTF	PAA&LI	RI	9.278	1.75	2398.5
Orange	Orlando/Conserv I WWTF	PAA&LI	OPAA	10.604	4.61	2741.2
Orange	Orlando/Conserv I WWTF	GWR&IPR	RIB	2	0.04	33.55
Orange	Orlando/Conserv I WWTF	OTH	OTH	0	6.84	0
Orange	Orlando/Conserv I WWTF	IND	ATP	0.27	0	0
Orange	Reedy Creek Improvement District	IND	ATP	0	3.218	0
Orange	Reedy Creek Improvement District	OTH	OTH	0	1.536	49
Orange	Reedy Creek Improvement District	GWR&IPR	RIB	12.5	5.802	86
Orange	Reedy Creek Improvement District	PAA&LI	GCI	10	0.752	435
Orange	Reedy Creek Improvement District	PAA&LI	OPAA	0	0	1079
Orange	Rocksprings	GWR&IPR	RIB	0.15	0.101	4.2

Florida Department of Environmental Protection  
2020 Reuse Inventory

County	Reuse System Name	Reuse Type	Reuse Subtype	Capacity (mgd)	Flow (mgd)	Area (acres)
Orange	Wedgfield WWTF	PAA&LI	GCI	0.27	0.222	120
Orange	Wedgfield WWTF	OTH	OTH	0.06	0	31.77
Orange	Winter Garden WWTF	GWR&IPR	RIB	1.75	0.73	0
Orange	Winter Garden WWTF	PAA&LI	RI	3.25	1.6	1210
Orange	Winter Garden WWTF	PAA&LI	GCI	0.75	0.6	141
Orange	Winter Park Estates WWTF	PAA&LI	OPAA	0.27	0.133	115.6
Orange	Winter Park Estates WWTF	PAA&LI	GCI	0.345	0.134	198
Orange	Winter Park Estates WWTF	IND	ATP	0	0.003	7.73
Osceola	Good Samaritan Retirement Village	PAA&LI	OPAA	0.025	0.01	5
Osceola	Good Samaritan Retirement Village	PAA&LI	GCI	0.15	0.08	47
Osceola	Good Samaritan Retirement Village	PAA&LI	RI	0.125	0.07	50
Osceola	Harmony WRF	PAA&LI	RI	0.499	0.588	264
Osceola	Harmony WRF	GWR&IPR	RIB	0.18	0.005	2.09
Osceola	Parkway WRF	PAA&LI	GCI	0.4912	0.182	183
Osceola	Parkway WRF	PAA&LI	RI	0.61	0.34	407
Osceola	Parkway WRF	GWR&IPR	RIB	1.5	0.48	36
Osceola	Parkway WRF	PAA&LI	OPAA	0.249	0.028	95
Osceola	Reuse Transfer to TWA RIBs	GWR&IPR	RIB	0.943	0.458	50
Osceola	Reuse Transfer to TWA RIBs	PAA&LI	GCI	0	0.163	0
Osceola	Reuse Transfer to TWA RIBs	PAA&LI	RI	0	3.363	0
Osceola	Reuse Transfer to TWA RIBs	PAA&LI	OPAA	0	0.023	0
Osceola	Sandhill WRF	PAA&LI	RI	6.5	3.377	460.3
Osceola	Sandhill WRF	GWR&IPR	RIB	2	0.97	12
Osceola	Sandhill WRF	PAA&LI	GCI	0.65	0.254	76.98
Osceola	Sandhill WRF	PAA&LI	OPAA	3.483	0.032	595.2
Osceola	South Bermuda WRF	GWR&IPR	RIB	15.12	6.011	58.72
Osceola	South Bermuda WRF	PAA&LI	OPAA	2.188	2.231	1105.2
Osceola	South Bermuda WRF	AI	OC	1.6	0.516	180
Osceola	South Bermuda WRF	IND	AOF	3.72	2.479	0.941
Osceola	South Bermuda WRF	PAA&LI	GCI	4.038	3.268	320

Florida Department of Environmental Protection  
2020 Reuse Inventory

County	Reuse System Name	Reuse Type	Reuse Subtype	Capacity (mgd)	Flow (mgd)	Area (acres)
Osceola	South Bermuda WRF	PAA&LI	RI	1.768	1.902	589
Osceola	St. Cloud Southside WRF	PAA&LI	GCI	0.573	0.305	219
Osceola	St. Cloud Southside WRF	PAA&LI	RI	7.927	3.722	2572
Osceola	TWA – Cypress West	PAA&LI	GCI	0	0.163	0
Osceola	TWA – Cypress West	PAA&LI	OPAA	0	0.023	0
Osceola	TWA – Cypress West	GWR&IPR	RIB	0.943	0.458	50
Osceola	TWA – Cypress West	PAA&LI	RI	0	3.363	0
Palm Beach	City of Boca Raton WWTP	PAA&LI	RI	0	2.068	422
Palm Beach	City of Boca Raton WWTP	IND	ATP	0	1.29	50
Palm Beach	City of Boca Raton WWTP	PAA&LI	OPAA	0	3.521	1050
Palm Beach	City of Boca Raton WWTP	PAA&LI	GCI	0	2.597	1400
Palm Beach	Central Region Reclamation Water Facility (CRRWF)	PAA&LI	GCI	2	0.02	101.2
Palm Beach	Central Region Reclamation Water Facility (CRRWF)	PAA&LI	OPAA	0.14	0.004	13.2
Palm Beach	Central Region Reclamation Water Facility (CRRWF)	OTH	OTH	0	0.08	0
Palm Beach	Central Region Reclamation Water Facility (CRRWF)	PAA&LI	RI	1.75	0.29	287.5
Palm Beach	East Central Regional WWTP	IND	AOF	22	17.05	0
Palm Beach	East Central Regional WWTP	PAA&LI	OPAA	0.7	0.05	0
Palm Beach	Loxahatchee Env. Control Dist. WWTP	PAA&LI	OPAA	1.09	0.7121	387
Palm Beach	Loxahatchee Env. Control Dist. WWTP	PAA&LI	RI	4.41	1.2683	453
Palm Beach	Loxahatchee Env. Control Dist. WWTP	IND	ATP	0	1.311	0
Palm Beach	Loxahatchee Env. Control Dist. WWTP	PAA&LI	GCI	6.92	3.2454	2034
Palm Beach	PGA Wastewater Treatment Plant	PAA&LI	OPAA	0	0.5	0
Palm Beach	PGA Wastewater Treatment Plant	PAA&LI	RI	0	2.16	0
Palm Beach	PGA Wastewater Treatment Plant	PAA&LI	GCI	0	6.42	0
Palm Beach	South Central Regional WWTP	PAA&LI	OPAA	1.79	1.27	629
Palm Beach	South Central Regional WWTP	PAA&LI	RI	2.77	0.46	120
Palm Beach	South Central Regional WWTP	IND	ATP	1.5	1.08	40



Florida Department of Environmental Protection  
2020 Reuse Inventory

County	Reuse System Name	Reuse Type	Reuse Subtype	Capacity (mgd)	Flow (mgd)	Area (acres)
Palm Beach	South Central Regional WWTP	PAA&LI	GCI	6.44	2.6	1539
Palm Beach	Southern Region Water Reclamation	PAA&LI	OPAA	4.274	0.85	439.17
Palm Beach	Southern Region Water Reclamation	WL	NA	5	1.55	125
Palm Beach	Southern Region Water Reclamation	OTH	OTH	5	2.31	0
Palm Beach	Southern Region Water Reclamation	PAA&LI	GCI	6.18	2.6	945.4
Palm Beach	Southern Region Water Reclamation	PAA&LI	RI	22.17	5.55	3023.24
Palm Beach	Village of Wellington WWTF	GWR&IPR	RIB	0.23	0	20
Palm Beach	Village of Wellington WWTF	PAA&LI	OPAA	4.12	0.42	75
Palm Beach	Western Region Wastewater Treatment Facility	GWR&IPR	RIB	0.603	0.085	7.4
Palm Beach	Western Regional WWTF	GWR&IPR	RIB	0.08	0.002	1.89
Pasco	Jasmine Lakes	GWR&IPR	RIB	0.308	0.291	6.2
Pasco	Labrador Spray Field	AI	OC	0.216	0.0528	34.7
Pasco	City of New Port Richey WWTF	IND	ATP	7.5	0.411	10
Pasco	City of New Port Richey WWTF	PAA&LI	OPAA	7.5	4.282	7.5
Pasco	City of New Port Richey WWTF	PAA&LI	RI	4.2	0.584	150
Pasco	Palm Terrace	GWR&IPR	RIB	0.13	0.052	0.92
Pasco	Palm Terrace	AI	OC	0.13	0.058	1.28
Pasco	Pasco County Master Reuse System	AI	EC	0	0	491
Pasco	Pasco County Master Reuse System	IND	AOF	0	0.35	80
Pasco	Pasco County Master Reuse System	WL	NA	5	2.116	133
Pasco	Pasco County Master Reuse System	PAA&LI	GCI	0	1.859	2398
Pasco	Pasco County Master Reuse System	GWR&IPR	RIB	11.643	3.041	174
Pasco	Pasco County Master Reuse System	AI	OC	0	0	100
Pasco	Pasco County Master Reuse System	PAA&LI	RI	0	12.198	1587
Pasco	Pasco County Master Reuse System	PAA&LI	OPAA	0	4.506	819
Pasco	Pasco County Master Reuse System	IND	ATP	0	0.385	0
Pasco	Seven Springs WWTF	AI	OC	0	0.525	0
Pasco	Seven Springs WWTF	PAA&LI	RI	2.127	0.791	542
Pasco	Seven Springs WWTF	PAA&LI	OPAA	0.402	0.369	394

Florida Department of Environmental Protection  
2020 Reuse Inventory

County	Reuse System Name	Reuse Type	Reuse Subtype	Capacity (mgd)	Flow (mgd)	Area (acres)
Pasco	Seven Springs WWTF	PAA&LI	GCI	0.427	0.099	138
Pasco	Traveler's Rest Resort	GWR&IPR	RIB	0.065	0.03	0
Pasco	Traveler's Rest Resort	AI	OC	0.035	0.003	0
Pasco	City of Zephyrhills WWTP	PAA&LI	GCI	0.39	0.213	62
Pasco	City of Zephyrhills WWTP	PAA&LI	OPAA	0.75	0.093	77
Pasco	City of Zephyrhills WWTP	IND	ATP	0	0.055	0
Pasco	City of Zephyrhills WWTP	PAA&LI	RI	0.46	0.007	45
Pasco	City of Zephyrhills WWTP	GWR&IPR	RIB	2.25	1.343	37.8
Pinellas	City of Clearwater Marshall St. WRF	PAA&LI	RI	8.046	2.5549	2074
Pinellas	City of Clearwater Marshall St. WRF	PAA&LI	OPAA	13.789	1.2824	3558
Pinellas	City of Clearwater Marshall St. WRF	IND	ATP	0	0.8711	0
Pinellas	City of Clearwater Marshall St. WRF	OTH	OTH	3	0.4124	0
Pinellas	City of Clearwater Marshall St. WRF	PAA&LI	GCI	0.965	0.9148	249
Pinellas	City of Dunedin	IND	ATP	0	0.5	0
Pinellas	City of Dunedin	PAA&LI	OPAA	1.3	0.9	467
Pinellas	City of Dunedin	PAA&LI	RI	1.9	1.8	679
Pinellas	City of Dunedin	PAA&LI	GCI	0.7	0.3	143
Pinellas	City of Largo	PAA&LI	GCI	3.5	0.748	614
Pinellas	City of Largo	AI	OC	0.5	0.008	6
Pinellas	City of Largo	IND	AOF	3	2.3	0
Pinellas	City of Largo	PAA&LI	OPAA	2.5	1.004	2270.23
Pinellas	City of Largo	IND	ATP	1	0	24.33
Pinellas	City of Largo	PAA&LI	RI	7.5	1.74	438
Pinellas	Northwest Pinellas Master Reuse System	PAA&LI	GCI	9.9	0.96	1194
Pinellas	Northwest Pinellas Master Reuse System	PAA&LI	OPAA	3.3	0.43	879
Pinellas	Northwest Pinellas Master Reuse System	IND	ATP	0	0.475	0
Pinellas	Northwest Pinellas Master Reuse System	PAA&LI	RI	7.4	6	1351
Pinellas	City of Oldsmar	PAA&LI	OPAA	0.8	0.131	0
Pinellas	City of Oldsmar	PAA&LI	RI	3.788	0.763	1647.59
Pinellas	On Top of the World WWTP	PAA&LI	GCI	0.6	0.132	52

Florida Department of Environmental Protection  
2020 Reuse Inventory

County	Reuse System Name	Reuse Type	Reuse Subtype	Capacity (mgd)	Flow (mgd)	Area (acres)
Pinellas	On Top of the World WWTP	PAA&LI	RI	0.6	0.27	54
Pinellas	South Cross Bayou WRF	PAA&LI	RI	28	8.15	0
Pinellas	South Cross Bayou WRF	PAA&LI	OPAA	2	1.75	57
Pinellas	South Cross Bayou WRF	IND	ATP	2	1.52	0
Pinellas	South Cross Bayou WRF	PAA&LI	GCI	1	0.64	0
Pinellas	South Cross Bayou WRF	PAA&LI	RI	28	8.33	0
Pinellas	St. Petersburg Master Reuse System	OTH	OTH	0.5	1.5	0
Pinellas	St. Petersburg Master Reuse System	PAA&LI	GCI	8.7	2.18	935
Pinellas	St. Petersburg Master Reuse System	PAA&LI	OPAA	31.2	4.394	1436
Pinellas	St. Petersburg Master Reuse System	PAA&LI	RI	24	9.982	3792
Pinellas	St. Petersburg Master Reuse System	IND	ATP	1	0.75	24
Pinellas	St. Petersburg Master Reuse System	IND	AOF	11.5	3.572	1976
Pinellas	City of Tarpon Springs	IND	ATP	0	0.0252	0
Pinellas	City of Tarpon Springs	IND	AOF	0	0.0081	0
Pinellas	City of Tarpon Springs	PAA&LI	GCI	0.194	0.1898	112.9
Pinellas	City of Tarpon Springs	PAA&LI	OPAA	0.154	0.3215	130.5
Pinellas	City of Tarpon Springs	PAA&LI	RI	0.6	0.8983	1432.5
Polk	Auburndale Allred WWTP	GWR&IPR	RIB	0.039	0	5
Polk	Auburndale Allred WWTP	AI	OC	1.48	0.504	148
Polk	Auburndale Allred WWTP	IND	AOF	1.4	0.334	0
Polk	City of Bartow WRF	IND	AOF	4	2.26	1100
Polk	CD McIntosh Power Plant Industrial Reuse	IND	AOF	17	8.159	0
Polk	City of Auburndale Regional WWTF	PAA&LI	OPAA	0.6	0.188	160
Polk	City of Auburndale Regional WWTF	WL	NA	0.52	0.503	26
Polk	City of Auburndale Regional WWTF	AI	OC	0.78	0.813	125
Polk	City of Auburndale Regional WWTF	GWR&IPR	RIB	0.28	0.265	20
Polk	City of Fort Meade	IND	AOF	1	0.501	0
Polk	Cypress Lakes WWTP	PAA&LI	GCI	0.19	0.113	137
Polk	Gold Coast Utility	AI	OC	0.2	0.0954	32
Polk	Grenelefe Utilities	GWR&IPR	RIB	0.34	0.13	2.3
Polk	Haines City WWTP	PAA&LI	GCI	0.75	0.596	140

Florida Department of Environmental Protection  
2020 Reuse Inventory

County	Reuse System Name	Reuse Type	Reuse Subtype	Capacity (mgd)	Flow (mgd)	Area (acres)
Polk	Haines City WWTP	GWR&IPR	RIB	2.97	0.606	15
Polk	Haines City WWTP	AI	OC	0.5	0.254	20
Polk	Haines City WWTP	PAA&LI	OPAA	0.116	0.192	45
Polk	Haines City WWTP	PAA&LI	RI	0.1	0.004	5
Polk	Haines City WWTP	IND	ATP	0	0.16	0
Polk	City of Lake Alfred	GWR&IPR	RIB	0.35	0.047	0
Polk	City of Lake Alfred	AI	OC	0.9	0.628	151
Polk	City of Lake Wales WWTP	AI	EC	0.27	0.041	62
Polk	City of Lake Wales WWTP	PAA&LI	GCI	0.55	0.155	282
Polk	City of Lake Wales WWTP	AI	OC	0.55	0.041	80
Polk	City of Lake Wales WWTP	GWR&IPR	RIB	2.19	0.567	21.37
Polk	City of Lake Wales WWTP	PAA&LI	OPAA	0.43	0.173	117.4
Polk	City of Lake Wales WWTP	PAA&LI	RI	0.36	0.167	121
Polk	Northeast Regional WWTF	GWR&IPR	RIB	4.4	0.314	174.5
Polk	Northeast Regional WWTF	PAA&LI	GCI	0.35	0.225	127.82
Polk	Northeast Regional WWTF	PAA&LI	OPAA	0.64	1.521	181
Polk	Northeast Regional WWTF	PAA&LI	RI	1.42	1.919	948.18
Polk	Northwest Regional WWTF	PAA&LI	GCI	0.3	0.065	125
Polk	Northwest Regional WWTF	AI	OC	0.347	0.112	44.9
Polk	Northwest Regional WWTF	PAA&LI	RI	1.05	0.381	426.5
Polk	Northwest Regional WWTF	PAA&LI	OPAA	0.171	0.116	60
Polk	Northwest Regional WWTF	GWR&IPR	RIB	0.043	0	1.895
Polk	Southwest Regional WWTP	PAA&LI	GCI	0.6	0.137	380
Polk	Southwest Regional WWTP	PAA&LI	RI	1.98	0.825	510
Polk	Southwest Regional WWTP	IND	AOF	3.125	0.736	0
Polk	Southwest Regional WWTP	PAA&LI	OPAA	0.42	0.257	182
Polk	Sun Ray WWTP	GWR&IPR	RIB	1.098	0.359	10.64
Polk	Waverly WWTF	GWR&IPR	RIB	0.13	0.035	2.49
Polk	City of Winter Haven WWTP #2	PAA&LI	OPAA	3.35	0.44	113.5
Polk	City of Winter Haven WWTP #2	PAA&LI	RI	1.568	0.367	156

Florida Department of Environmental Protection  
2020 Reuse Inventory

County	Reuse System Name	Reuse Type	Reuse Subtype	Capacity (mgd)	Flow (mgd)	Area (acres)
Polk	City of Winter Haven WWTP #2	AI	EC	0.5	0.095	63
Polk	City of Winter Haven WWTP #2	IND	ATP	0.128	0.081	22
Polk	City of Winter Haven WWTP #2	PAA&LI	GCI	0.454	0.265	163
Polk	City of Winter Haven WWTP #3	PAA&LI	OPAA	4.06	0.008	0
Polk	City of Winter Haven WWTP #3	IND	ATP	4.06	0.192	0
Putnam	City of Crescent City	GWR&IPR	RIB	0.35	0.089	15.58
Putnam	Palatka WWTF	PAA&LI	GCI	3.5	1.32	110
Putnam	The Oaks Golf Course	PAA&LI	GCI	0.1	0.0395	35
Santa Rosa	Holley-Navarre Water System	PAA&LI	GCI	1.19	1.2	144.3
Santa Rosa	Holley-Navarre Water System	PAA&LI	OPAA	0.048	0.016	1.898
Santa Rosa	Holley-Navarre Water System	GWR&IPR	RIB	0.5	0.297	9.708
Santa Rosa	Town of Jay WWTP	PAA&LI	RI	0.001	0	0
Santa Rosa	Town of Jay WWTP	PAA&LI	OPAA	0.001	0	0
Santa Rosa	Town of Jay WWTP	AI	EC	0.001	0	0
Santa Rosa	Town of Jay WWTP	IND	ATP	0.001	0	0
Santa Rosa	Town of Jay WWTP	WL	NA	0.001	0	0
Santa Rosa	Town of Jay WWTP	AI	OC	0.001	0	0
Santa Rosa	Town of Jay WWTP	GWR&IPR	RIB	0.001	0	0
Santa Rosa	Town of Jay WWTP	GWR&IPR	AF	0.001	0	0
Santa Rosa	Town of Jay WWTP	TF	NA	0.001	0	0
Santa Rosa	Town of Jay WWTP	FP	NA	0.001	0	0
Santa Rosa	Town of Jay WWTP	PAA&LI	GCI	0.001	0	0
Santa Rosa	Town of Jay WWTP	IND	AOF	0.001	0	0
Santa Rosa	Town of Jay WWTP	GWR&IPR	SWA	0.001	0	0
Santa Rosa	Town of Jay WWTP	OTH	OTH	0.001	0	0
Santa Rosa	Town of Jay WWTP	GWR&IPR	INJ	0.001	0	0
Santa Rosa	Milton WWTF	IND	ATP	0	0.178	0
Santa Rosa	Navarre Beach STP	OTH	OTH	0.032	0.02	4.5
Santa Rosa	Pace Water System WWTP	WL	NA	1	0.786	125
Santa Rosa	Pace Water System WWTP	GWR&IPR	RIB	0.1	0.014	0.48

Florida Department of Environmental Protection  
2020 Reuse Inventory

County	Reuse System Name	Reuse Type	Reuse Subtype	Capacity (mgd)	Flow (mgd)	Area (acres)
Santa Rosa	Pace Water System WWTP	OTH	OTH	6.6	1.6	235.48
Santa Rosa	Pace Water System WWTP	PAA&LI	GCI	0.5	0.001	110
Santa Rosa	Pace Water System WWTP	PAA&LI	RI	5	0.792	0
Sarasota	City of Sarasota AWWTF	PAA&LI	GCI	1.46	0.216	610
Sarasota	City of Sarasota AWWTF	PAA&LI	OPAA	2.75	3.28	2821
Sarasota	City of Sarasota AWWTF	AI	EC	1.22	0.103	1200
Sarasota	City of Sarasota AWWTF	PAA&LI	RI	3	0.052	828
Sarasota	City of Sarasota AWWTF	IND	ATP	0	0.548	0
Sarasota	City of Sarasota AWWTF	AI	OC	4.82	0.307	3350
Sarasota	City of Sarasota AWWTF	OTH	OTH	2	0	0
Sarasota	City of North Port WWTP	PAA&LI	RI	3	0.425	400
Sarasota	City of North Port WWTP	PAA&LI	GCI	4.5	0.325	320
Sarasota	City of North Port WWTP	PAA&LI	OPAA	3	0.15	340
Sarasota	Sarasota County North Master Reuse System	PAA&LI	RI	5	4.22	3270
Sarasota	Sarasota County North Master Reuse System	AI	OC	1	0.01	300
Sarasota	Sarasota County North Master Reuse System	PAA&LI	OPAA	1	0.6	790
Sarasota	Sarasota County North Master Reuse System	TF	NA	0.001	0.001	0
Sarasota	Sarasota County North Master Reuse System	PAA&LI	GCI	6.6	2.6	1700
Sarasota	Sarasota County South Master Reuse System	PAA&LI	GCI	5.643	1.31	708
Sarasota	Sarasota County South Master Reuse System	PAA&LI	RI	1	0.7	344
Sarasota	Sarasota County South Master Reuse System	PAA&LI	OPAA	1	0.24	262
Sarasota	Southwest Wastewater Reclamation Facility	PAA&LI	RI	8.8	1.134	516
Sarasota	Venice Eastside WRF	PAA&LI	RI	1.68	1.556	615
Sarasota	Venice Eastside WRF	PAA&LI	GCI	1.25	0.985	545
Sarasota	Venice Eastside WRF	PAA&LI	OPAA	0.27	0.07	100
Seminole	Casselberry WRF	PAA&LI	GCI	0.358	0.133	60.9

Florida Department of Environmental Protection  
2020 Reuse Inventory

County	Reuse System Name	Reuse Type	Reuse Subtype	Capacity (mgd)	Flow (mgd)	Area (acres)
Seminole	Casselberry WRF	PAA&LI	RI	1.608	0.751	823
Seminole	Casselberry WRF	GWR&IPR	RIB	0.285	0.11	10.58
Seminole	Chuluota	PAA&LI	RI	0.25	0.135	340
Seminole	Chuluota	GWR&IPR	AF	0.083	0.056	17.4
Seminole	Oviedo WRF	PAA&LI	GCI	5	0.095	114
Seminole	Oviedo WRF	GWR&IPR	RIB	0.995	0.181	19
Seminole	Oviedo WRF	PAA&LI	RI	2.096	1.996	4800
Seminole	Palm Valley MHC	PAA&LI	RI	0.09	0.026	40.22
Seminole	Palm Valley MHC	PAA&LI	OPAA	0.06	0.069	2.545
Seminole	Project APRICOT	IND	ATP	0	0.311	0
Seminole	Project APRICOT	PAA&LI	OPAA	0	0	3351
Seminole	Project APRICOT	PAA&LI	RI	12.5	7.333	2566
Seminole	Project APRICOT	OTH	OTH	0	1.485	0
Seminole	Sanford/North WWTF	PAA&LI	OPAA	7.29	3.79	1586
Seminole	Sanford/North WWTF	OTH	OTH	0.1	0.1	0
Seminole	Sanford/North WWTF	AI	OC	2.896	1.094	1814
Seminole	Sanford/North WWTF	PAA&LI	RI	1.95	1.105	1906
Seminole	Sanford/North WWTF	IND	ATP	0.55	0.55	0
Seminole	Sanford/North WWTF	AI	EC	2.133	0.006	287
Seminole	Sanford/North WWTF	PAA&LI	GCI	1.4	0.351	250
Seminole	SCES – Northwest Regional	TF	NA	0.001	0.006	0
Seminole	SCES – Northwest Regional	PAA&LI	RI	4.12	1.525	771.16
Seminole	SCES – Northwest Regional	GWR&IPR	RIB	2.16	0.566	22.21
Seminole	SCES – Northwest Regional	PAA&LI	GCI	0.12	0.001	250.37
Seminole	SCES – Northwest Regional	PAA&LI	OPAA	5.379	2.676	629.86
Seminole	SCES – Northwest Regional	AI	OC	0.35	0	72.6
Seminole	Wekiva Hunt Club WRF	PAA&LI	OPAA	1.8	1.748	0
Seminole	Wekiva Hunt Club WRF	PAA&LI	RI	0.253	0.056	0
Seminole	Wekiva Hunt Club WRF	PAA&LI	GCI	0.55	0.059	190
Seminole	Wekiva Hunt Club WRF	GWR&IPR	RIB	0.4	0.043	7.7

Florida Department of Environmental Protection  
2020 Reuse Inventory

County	Reuse System Name	Reuse Type	Reuse Subtype	Capacity (mgd)	Flow (mgd)	Area (acres)
St. Johns	City of St. Augustine WWTP No. 1	IND	ATP	0.3	0.195	0
St. Johns	Marsh Creek, Ocean Cay, Ocean Ridge	PAA&LI	RI	0.064	0.064	0
St. Johns	Marsh Creek, Ocean Cay, Ocean Ridge	PAA&LI	GCI	0.8	0.292	104
St. Johns	Marsh Landing Wastewater Treatment Facility	PAA&LI	GCI	1.1	0.444	298
St. Johns	Northwest and SR 16 WWTF	WL	NA	0.5	0	0
St. Johns	Northwest and SR 16 WWTF	PAA&LI	GCI	1	0.699	258
St. Johns	Northwest and SR 16 WWTF	PAA&LI	RI	4.28	1.07	2980
St. Johns	Players Club Water Reclamation Facility	PAA&LI	GCI	2.9	0.342	230
St. Johns	Ponte Vedra WRF	GWR&IPR	RIB	9	0.04	0
St. Johns	Ponte Vedra WRF	PAA&LI	GCI	0.917	0.121	200
St. Johns	Sawgrass Wastewater Treatment Facility	PAA&LI	GCI	1.5	0.454	203
St. Johns	SR 207 WWTF	PAA&LI	GCI	0.25	0.134	153
St. Lucie	Fort Pierce Utility Authority WWTF	IND	ATP	0	0.0684	7
St. Lucie	Meadowood WWTF	PAA&LI	GCI	0.105	0.043	120
St. Lucie	North County Holiday Pines WWTF	PAA&LI	GCI	0.85	0.123	110
St. Lucie	North Hutchinson Island Reclamation Facility	PAA&LI	RI	0.695	0.263	48
St. Lucie	North Hutchinson Island Reclamation Facility	PAA&LI	OPAA	0.305	0.02	28.1
St. Lucie	South Hutchinson Island WRF	PAA&LI	RI	1.6	0.33	35
St. Lucie	Spanish Lakes Country Club Village WWTF	GWR&IPR	RIB	0.16	0.19	0
St. Lucie	Spanish Lakes Country Club Village WWTF	GWR&IPR	AF	0.16	0.79	0
St. Lucie	Spanish Lakes Fairways WWTF	PAA&LI	GCI	0.25	0.11	45
St. Lucie	Spanish Lakes Fairways WWTF	GWR&IPR	RIB	0.17	0.002	0
St. Lucie	St. Lucie West Services District	PAA&LI	RI	2.5	1.916	644
St. Lucie	St. Lucie West Services District	PAA&LI	GCI	0.25	0.104	100
St. Lucie	Westport WWTF	PAA&LI	GCI	5.7	1.157	2331



Florida Department of Environmental Protection  
2020 Reuse Inventory

County	Reuse System Name	Reuse Type	Reuse Subtype	Capacity (mgd)	Flow (mgd)	Area (acres)
Sumter	City of Bushnell – David Hanson WWTF	AI	OC	0.5	0.281	28.4
Sumter	Central Sumter Utility WWTF	GWR&IPR	RIB	0.21	0.043	16.1
Sumter	Central Sumter Utility WWTF	OTH	OTH	6.4	1.237	2282
Sumter	City of Wildwood	PAA&LI	GCI	1.3	0	141.3
Sumter	City of Wildwood	PAA&LI	OPAA	2	1.18	1000
Sumter	City of Wildwood	GWR&IPR	RIB	1.25	0.035	14
Sumter	City of Wildwood	OTH	OTH	2.65	0	2
Sumter	Continental Country Club	AI	OC	0.2	0.094	28.04
Sumter	Continental Country Club	OTH	OTH	5.8	0.01	3
Sumter	Little Sumter Utility Co. WWTF	GWR&IPR	RIB	0.21	0	5.16
Sumter	Little Sumter Utility Co. WWTF	PAA&LI	GCI	3	1.218	860.5
Sumter	Little Sumter Utility Co. WWTF	PAA&LI	OPAA	0.45	0.198	140.4
Sumter	Little Sumter Utility Co. WWTF	OTH	OTH	0	0.12	0
Sumter	North Sumter Utility Company WWTF	GWR&IPR	RIB	0.21	0.07	17.1
Sumter	North Sumter Utility Company WWTF	OTH	OTH	0	1.97	0
Sumter	North Sumter Utility Master Reuse	PAA&LI	GCI	6.36	4.36	2282
Sumter	South Sumter Utility Company Master Reuse	PAA&LI	RI	0	0.9	509
Sumter	South Sumter Utility Company Master Reuse	PAA&LI	GCI	6.3	0.276	156
Sumter	South Sumter Utility Company Master Reuse	PAA&LI	OPAA	0	0.824	466
Sumter	Sumter Correctional Inst.	PAA&LI	OPAA	0.35	0.165	250
Sumter	Sumter Correctional Inst.	AI	EC	0.35	0.119	37
Suwannee	Advent Christian Village	GWR&IPR	RIB	0.17	0.052	2.07
Suwannee	Live Oak WWTP	PAA&LI	GCI	0.1	0.149	105
Suwannee	Live Oak WWTP	PAA&LI	OPAA	0.29	0	40
Suwannee	Live Oak WWTP	AI	OC	1.37	0.504	177
Suwannee	Live Oak WWTP	GWR&IPR	RIB	0.45	0.23	3.06
Suwannee	Live Oak WWTP	OTH	OTH	0	0.0032	0

Florida Department of Environmental Protection  
2020 Reuse Inventory

County	Reuse System Name	Reuse Type	Reuse Subtype	Capacity (mgd)	Flow (mgd)	Area (acres)
Taylor	City of Perry	AI	OC	1.25	0.7378	185
Taylor	City of Perry	IND	AOF	0.8	0.1204	0
Taylor	Taylor Correctional Institute	GWR&IPR	RIB	0.4	0.151	11.4
Union	City of Lake Butler	AI	OC	0.7	0.466	240
Volusia	Daytona Reuse Implementation Program DRIP	PAA&LI	OPAA	1	0.3	215
Volusia	Daytona Reuse Implementation Program DRIP	IND	ATP	2.1	0.3	0
Volusia	Daytona Reuse Implementation Program DRIP	WL	NA	6	0.5	0
Volusia	Daytona Reuse Implementation Program DRIP	PAA&LI	GCI	6	1.4	1103
Volusia	Daytona Reuse Implementation Program DRIP	PAA&LI	RI	1	0.7	550
Volusia	Deland/Wiley M. Nash WRF	IND	ATP	0.25	0.08	25
Volusia	Deland/Wiley M. Nash WRF	PAA&LI	GCI	1.7	0.55	256
Volusia	Deland/Wiley M. Nash WRF	OTH	OTH	5.8	0.04	6
Volusia	Deland/Wiley M. Nash WRF	PAA&LI	RI	3.55	1.57	781
Volusia	Deland/Wiley M. Nash WRF	PAA&LI	OPAA	2.27	1.41	590
Volusia	Deland/Wiley M. Nash WRF	GWR&IPR	RIB	5.3	0.4	35
Volusia	Deltona Lakes WRF	OTH	OTH	0	0.165	0
Volusia	Deltona Lakes WRF	PAA&LI	GCI	0.9	0.257	0
Volusia	Deltona Lakes WRF	PAA&LI	RI	0.5	0.095	0
Volusia	Deltona Lakes WRF	GWR&IPR	RIB	1	0.359	0
Volusia	City of Edgewater	PAA&LI	RI	3.75	1.095	0
Volusia	Holly Hill WWTP	PAA&LI	GCI	0.55	0.275	70
Volusia	Holly Hill WWTP	PAA&LI	OPAA	0.05	0.015	50
Volusia	New Smyrna Beach	PAA&LI	GCI	1.98	0.61	591.5
Volusia	New Smyrna Beach	IND	ATP	0	0.59	0
Volusia	New Smyrna Beach	PAA&LI	RI	4.02	2.33	635
Volusia	New Smyrna Beach	OTH	OTH	1	0.11	0
Volusia	Ormond Beach WWTF	PAA&LI	OPAA	1.38	0.18	626
Volusia	Ormond Beach WWTF	PAA&LI	RI	6.21	3.48	2081

Florida Department of Environmental Protection  
2020 Reuse Inventory

County	Reuse System Name	Reuse Type	Reuse Subtype	Capacity (mgd)	Flow (mgd)	Area (acres)
Volusia	Ormond Beach WWTF	PAA&LI	GCI	2.38	0.52	272
Volusia	Port Orange WWTF	PAA&LI	OPAA	2.25	1.101	250
Volusia	Port Orange WWTF	PAA&LI	GCI	1.8	0.881	200
Volusia	Port Orange WWTF	PAA&LI	RI	8.25	4.037	1800
Volusia	VC/Halifax Plantation WWTF-8	GWR&IPR	RIB	0.3	0.167	3.38
Volusia	VC/Southeast WWTF-7	AI	EC	0.52	0.222	67
Volusia	VC/Southeast WWTF-7	IND	ATP	0	0.006	0
Volusia	VC/Southwest Regional WWTF-1	IND	AOF	0	0.088	0
Volusia	VC/Southwest Regional WWTF-1	GWR&IPR	RIB	0.92	0.253	0
Volusia	VC/Southwest Regional WWTF-1	IND	ATP	0	0.12	0
Volusia	VC/Southwest Regional WWTF-1	PAA&LI	GCI	0.24	0	0
Volusia	VC/Southwest Regional WWTF-1	PAA&LI	RI	1.181	1.161	0
Volusia	VC/Southwest WWTF-2	PAA&LI	GCI	0.206	0	65
Volusia	VC/Southwest WWTF-2	GWR&IPR	RIB	0.77	0.075	5
Volusia	VC/Southwest WWTF-2	PAA&LI	RI	0.6	0.177	0
Wakulla	City of St. Marks WWTF	IND	AOF	0.1	0.041	0
Wakulla	Wakulla Co. (Otter Creek) WWTF	AI	OC	0.6	0.619	40
Wakulla	Winco Utilities Inc. WWTP	AI	OC	0.495	0.302	64
Walton	City of DeFuniak Springs	AI	OC	1.5	0.7	150
Walton	City of Freeport WWTP	GWR&IPR	RIB	0.47	0.443	1.91
Walton	Pt. Washington WWTP	PAA&LI	GCI	1.45	0.692	230
Walton	Pt. Washington WWTP	PAA&LI	OPAA	0.375	0	186
Walton	Pt. Washington WWTP	GWR&IPR	RIB	1.1	0	20.9
Walton	Pt. Washington WWTP	PAA&LI	RI	0.195	0	96
Walton	Sandestin WWTP	PAA&LI	RI	1.712	0	720
Walton	Sandestin WWTP	PAA&LI	GCI	1.087	0.34	258
Walton	Sandestin WWTP	PAA&LI	OPAA	0.458	0	59
Walton	Walton County Commerce Park at Mossy Head WWTF	GWR&IPR	AF	0.25	0.023	20
Walton	Wolfe Creek Reuse System – Seacrest WWTF	AI	OC	9.925	2.165	1382

Florida Department of Environmental Protection  
2020 Reuse Inventory

County	Reuse System Name	Reuse Type	Reuse Subtype	Capacity (mgd)	Flow (mgd)	Area (acres)
Washington	Chipley WWTP	PAA&LI	OPAA	0.18	0.329	79
Washington	Chipley WWTP	AI	OC	0.115	0.032	40
Washington	Chipley WWTP	PAA&LI	GCI	0.35	0.36	72
Washington	Chipley WWTP	IND	ATP	0	0.015	0
Washington	Vernon WWTF	AI	OC	0.206	0.076	40

Notes:

\* Where the capacity of a system was unknown, the maximum average flow or permitted capacity of the system was reported, whichever was less. Where the reuse system capacity was reported above the permit capacity, the permit capacity controls.

\*\* Where the area in acreage is blank, the acreage of the reuse activity was either unknown or the reuse activity does not involve land application

## Appendix E. Public Access Reuse Customers and Cooling Towers

County	Reuse System Name	Residences	Golf Courses	Parks	Schools	Cooling Towers	Unique Uses
Alachua	University of Florida Water Reclamation Facility	Not reported	1	Not reported	1	1	Steam production at Duke Energy Cogeneration Plant
Alachua	High Springs WWTP	0	0	0	0	0	Not reported
Alachua	Southwest Reuse Project Kanapaha Botanical Gardens	1377	1	1	Not reported	Not reported	Water features at: Kanapaha Botanical Gardens, Kanapaha Middle School, Kanapaha Veteran's Park/Chapman's Trails, TREEO Center, Haile Links water feature, Tanker Truck Supply, KWRF Infiltrating Wetland
Alachua	City of Alachua AWRP	0	1	0	0	1	None
Alachua	Newberry WWTF	Not reported	Not reported	Not reported	Not reported	Not reported	Not reported
Baker	Baker CI WWTP	0	0	0	0	0	Reclaimed water is utilized for laundry.
Bay	North Bay WWTF	Not reported	Not reported	Not reported	Not reported	Not reported	Not reported
Bay	Panama City Beach WWTP #1	1553	0	3	2	0	None
Bay	Military Point Regional AWTF	0	0	0	0	0	Not reported
Bay	Lynn Haven AWTF	798	1	1	1	0	Limited use in cleaning out storm water structures at the park
Bradford	Florida State Prison	0	0	0	0	0	Not reported
Bradford	City of Starke	Not reported	Not reported	Not reported	Not reported	Not reported	Not reported
Brevard	CCAFS Regional WWTPP	0	0	0	0	0	Not reported
Brevard	Barefoot Bay Advanced WWTF	0	1	0	0	0	None
Brevard	Melbourne/Grant Street	2	1	3	0	0	None
Brevard	North Brevard WWTF	190	1	Not reported	Not reported	Not reported	Not reported
Brevard	Cape Canaveral WRF	700	0	7	2	0	None
Brevard	BCUD/South Beaches	890	1	0	0	0	None
Brevard	Melbourne/DB Lee WWTP	924	1	3	2	0	None
Brevard	Sykes Creek WWTF	1158	1	1	0	0	Plant nursery
Brevard	BCUD/South Central Regional	1634	4	4	2	0	Decorative fountain
Brevard	City of Rockledge	1635	1	6	1	0	None
Brevard	Cocoa Beach WRF	1914	2	13	2	0	None

Florida Department of Environmental Protection  
2020 Reuse Inventory

County	Reuse System Name	Residences	Golf Courses	Parks	Schools	Cooling Towers	Unique Uses
Brevard	City of Cocoa Reclaim Water System	2008	1	16	7	0	Not reported
Brevard	West Melbourne/Ray Bullard	2099	0	2	0	0	There are two churches with reclaimed water service.
Brevard	Osprey WRF	2106	2	8	6	0	Not reported
Brevard	Blue Heron WRF	2106	2	8	6	0	Not reported
Broward	Town of Davie Water Reclamation Facility	0	1	0	1	0	None
Broward	NRWWTP Reclaimed Water System	19	Not reported	Not reported	1	Not reported	Not reported
Broward	Pompano Beach Reuse Facility	1008	2	5	2	Not reported	City obtained a variance from DEP allowing reuse to be sprayed directly onto edible crops that will be peeled, skinned, cooked, or processed for consumption.
Broward	City of Miramar WWTF	2034	0	11	5	0	Water fountain feature at the entrance of the City of Miramar's wastewater reclamation facility.
Broward	Southwest WWTF	Not reported	Not reported	Not reported	Not reported	Not reported	Not reported
Broward	City of Hollywood Southern Regional Wastewater Treatment Plant	Not reported	5	7	Not reported	Not reported	Median strips within the city and city-owned nursery
Broward	Sawgrass WWTF	Not reported	Not reported	Not reported	Not reported	Not reported	Not reported
Charlotte	Charlotte CL	0	0	0	0	0	Not reported
Charlotte	CCU Burnt Store Reclaim System	5	0	0	0	0	Beautification projects – plant beds at entrances
Charlotte	CCU Master Reclaim System	1545	9	5	0	0	Not reported
Charlotte	Englewood Water District WRF	2704	4	2	1	0	Clay tennis courts are watered (underground) and the Englewood Fire department uses reclaimed water in its training.
Citrus	Inverness WWTP	0	1	0	0	Not reported	Not reported
Citrus	Beverly Hills WWTP	Not reported	Not reported	Not reported	Not reported	Not reported	Not reported

Florida Department of Environmental Protection  
2020 Reuse Inventory

County	Reuse System Name	Residences	Golf Courses	Parks	Schools	Cooling Towers	Unique Uses
Citrus	Brentwood Wastewater Treatment Facility	Not reported	Not reported	Not reported	Not reported	Not reported	Not reported
Citrus	Meadowcrest WWTP	Not reported	1	Not reported	Not reported	Not reported	Not reported
Clay	Orange Park WWTF	Not reported	Not reported	Not reported	Not reported	Not reported	Not reported
Clay	Green Cove Springs - Harbor Road WWTF	0	1	0	0	0	None
Clay	Spencer's Crossing WWTF	15278	4	1	4	1	None
Collier	City of Everglades City	0	0	0	0	0	Not reported
Collier	Golden Gate WWTP	0	0	0	0	0	Not reported
Collier	Marco Island Utilities WWTP	0	3	3	2	7	None
Collier	City of Naples Water Reclamation Facility	137	10	9	4	2	None
Collier	Port of the Island CID	326	0	0	0	0	Not reported
Collier	North County WRF	20213	16	5	2	1	Not reported
Collier	Immokalee WWTP	Not reported	Not reported	Not reported	Not reported	Not reported	Not reported
Columbia	Columbia Correctional institution	Not reported	Not reported	Not reported	Not reported	Not reported	Not reported
Columbia	City of Lake City	Not reported	Not reported	Not reported	Not reported	Not reported	Not reported
DeSoto	City of Arcadia Reclaimed Water System	8	1	1	0	0	Not reported
DeSoto	Desoto County Regional WWTF	Not reported	Not reported	Not reported	Not reported	Not reported	Not reported
Dixie	Cross City WWTF	Not reported	Not reported	Not reported	Not reported	Not reported	Not reported
Duval	USN NAS Jacksonville WWTF	0	2	0	0	0	Reuse water is used for golf courses and grass spray field.
Duval	South Reuse Grid	18220	8	3	4	0	Not reported
Duval	Normandy Village WWTF	Not reported	Not reported	Not reported	Not reported	Not reported	Not reported
Duval	City of Jacksonville Beach	Not reported	1	1	Not reported	Not reported	Landscaping, PCP grounds, PCP belt press, city cemeteries, police department, south beach parkway, road medians
Duval	JEA District II WRF	Not reported	Not reported	Not reported	Not reported	2	Pump seal water, fugitive dust suppression, scrubber makeup
Escambia	ECUA – Central Water Reclamation Facility	0	0	0	0	2	Sulfur dioxide scrubber for coal-fired power plant and paper making machines
Escambia	ECUA – Bayou Marcus Water Reclamation Facility	Not reported	Not reported	Not reported	Not reported	Not reported	Not reported

Florida Department of Environmental Protection  
2020 Reuse Inventory

County	Reuse System Name	Residences	Golf Courses	Parks	Schools	Cooling Towers	Unique Uses
Escambia	ECUA – Pensacola Beach WRF	0	0	0	0	0	None
Flagler	City of Bunnell WWTF	243	1	0	0	0	Not reported
Flagler	Palm Coast WWTF #2	28	0	0	0	0	Not reported
Flagler	Dunes Community Development District WWTF	1198	2	0	0	0	None
Flagler	Plantation Bay Wastewater Treatment Plant	0	1	0	0	0	Not reported
Flagler	Palm Coast WWTF	1019	3	3	2	0	None
Flagler	Matanzas Shores WWTF	Not reported	Not reported	Not reported	Not reported	Not reported	Not reported
Flagler	Beach Haven WWTF	Not reported	Not reported	Not reported	Not reported	Not reported	Not reported
Franklin	Apalachicola WWTF	0	0	15	0	0	None
Franklin	Kenneth B. Cope	Not reported	1	1	Not reported	Not reported	Not reported
Gadsden	Gadsden East WWTF	Not reported	Not reported	Not reported	Not reported	Not reported	Not reported
Gadsden	City of Gretna WWTP	Not reported	Not reported	Not reported	Not reported	Not reported	Not reported
Gadsden	Quincy WWTP	0	0	0	0	0	None
Gadsden	Havana WWTF	0	0	0	0	0	Irrigation of pine trees
Gilchrist	Lancaster Correctional Institute	Not reported	Not reported	Not reported	Not reported	Not reported	Not reported
Gilchrist	Trenton WWTF	Not reported	Not reported	Not reported	Not reported	Not reported	Not reported
Gulf	City of Port St. Joe WWTF	Not reported	Not reported	Not reported	Not reported	Not reported	Not reported
Hamilton	Jennings WWTF	Not reported	Not reported	Not reported	Not reported	Not reported	Not reported
Hamilton	White Springs WWTF	Not reported	Not reported	Not reported	Not reported	Not reported	Not reported
Hamilton	Hamilton County WWTP	0	0	0	0	0	Not reported
Hardee	Bowling Green	0	0	0	0	0	Not reported
Hardee	Wauchula Hills WWTF	0	0	0	0	0	Not reported
Hardee	Zolfo Springs WWTF	Not reported	Not reported	Not reported	Not reported	Not reported	Not reported
Hardee	City of Wauchula WWTP	Not reported	Not reported	Not reported	Not reported	Not reported	Not reported
Hendry	City of Labelle WWTP #1	Not reported	Not reported	Not reported	Not reported	Not reported	Not reported



Florida Department of Environmental Protection  
2020 Reuse Inventory

County	Reuse System Name	Residences	Golf Courses	Parks	Schools	Cooling Towers	Unique Uses
Hendry	Port Labelle WWTP	Not reported	Not reported	Not reported	Not reported	Not reported	Not reported
Hernando	Spring Hill WRF	0	4	0	0	0	Not reported
Hernando	Glen WRF	0	0	0	0	0	Not reported
Hernando	Hernando County Airport WRF	0	0	0	0	0	Not reported
Hernando	William S. Smith WWRF	277	1	Not reported	Not reported	Not reported	Not reported
Hernando	Ridge Manor Subregional WWTF	Not reported	Not reported	Not reported	Not reported	Not reported	Not reported
Hernando	Brookridge Subregional WWTP	Not reported	Not reported	Not reported	Not reported	Not reported	Not reported
Highlands	Western Blvd. WWTP	0	0	0	0	0	Not reported
Highlands	North Main Street WWTP	0	0	0	0	0	None
Highlands	Plant #1, Unit 23	0	0	0	0	0	Not reported
Highlands	Cemetery Road WWTP	0	0	0	0	0	Not reported
Highlands	Tomoka Heights WWTP AKA Placid Utilities	Not reported	Not reported	Not reported	Not reported	Not reported	Not reported
Highlands	City of Avon Park WWTP	Not reported	Not reported	Not reported	Not reported	Not reported	Not reported
Hillsborough	Country Meadows	0	2	0	0	0	Not reported
Hillsborough	Howard F. Curren AWTP	3628	0	86	8	Not reported	Landscape and dust control using trucked water, in-plant reuse, and adjacent industrial anhydrous ammonia loading terminal that is returned, retreated for reuse again
Hillsborough	South County Regional AWWTF	7240	7	4	14	4	Not reported
Hillsborough	Van Dyke WWTF	11708	7	4	7	1	Not reported
Hillsborough	Northwest WRF	11708	7	4	7	1	Not reported
Indian River	IRCUD/Central (Gifford) WWTF	0	8	0	0	0	Man Made Wetlands Treatment System
Indian River	City of Vero Beach	65	3	6	1	0	52 commercial accounts.
Jackson	Cottdale WWTP	Not reported	Not reported	Not reported	Not reported	Not reported	Not reported
Jackson	Town of Grand Ridge WWTF	0	0	0	0	0	106-wetted acre spray field
Jackson	Town of Sneads	0	0	0	0	0	Not reported
Jackson	Jackson Correctional Institution WWTP	Not reported	Not reported	Not reported	Not reported	Not reported	Not reported

Florida Department of Environmental Protection  
2020 Reuse Inventory

County	Reuse System Name	Residences	Golf Courses	Parks	Schools	Cooling Towers	Unique Uses
Jefferson	Jefferson Correctional	0	0	0	0	Not reported	Not reported
Jefferson	City of Monticello WWTP	0	0	0	0	0	Not reported
Lafayette	Mayo CI WWTP	0	0	0	0	0	Not reported
Lake	Villages WWTF	0	6	8	0	0	None
Lake	City of Minneola WWTF	0	0	0	0	0	None
Lake	Pennbrooke Fairways	0	1	0	0	0	None
Lake	Lake Correctional Institution	0	0	0	0	0	Not reported
Lake	Lady Lake WWTF	44	0	4	0	0	Reuse interconnected with The Villages; the town shares reuse and it is recorded on the DMR report.
Lake	Eustis Reclaim System	532	2	4	0	Not reported	Not reported
Lake	Woodlea Road WRF	560	0	0	0	0	Cemetery
Lake	Lake Groves WWTF	697	0	0	0	0	None
Lake	Sampey Rd. WWTF-1 (Silver Eagle Reuse Facility)	1151	0	45	Not reported	0	Not reported
Lake	City of Mount Dora	1743	Not reported	Not reported	1	Not reported	Not reported
Lake	Sunshine Parkway WWTF	2051	0	33	0	0	Not reported
Lake	Leesburg/Canal St. WWTF	2161	1	0	0	0	Not reported
Lake	Clermont – East	6607	2	1	0	0	None
Lake	Clerbrook Golf & RV Resort WWTF	Not reported	Not reported	Not reported	Not reported	Not reported	Not reported
Lake	Mid Florida Lakes WWTF	Not reported	Not reported	Not reported	Not reported	Not reported	Not reported
Lake	Pine Island	Not reported	1	Not reported	Not reported	Not reported	Not reported
Lake	St. Johns River Utility WWTF (FKA Astor/Astor Park)	Not reported	Not reported	Not reported	Not reported	Not reported	Not reported
Lake	City of Umatilla WWTF	Not reported	Not reported	Not reported	Not reported	Not reported	Not reported
Lake	Southlake Utilities WWTF	Not reported	Not reported	Not reported	Not reported	Not reported	Not reported
Lee	South Seas Resort WWTP	0	1	0	0	0	Not reported
Lee	Lee County Utilities - Fiesta Village	0	4	1	1	0	None
Lee	Gateway Water Reclamation Facility	0	0	0	0	0	None

Florida Department of Environmental Protection  
2020 Reuse Inventory

County	Reuse System Name	Residences	Golf Courses	Parks	Schools	Cooling Towers	Unique Uses
Lee	Fiddlesticks Country Club	0	2	0	0	0	None
Lee	Lake Fairways/Pine Lakes	0	1	0	0	0	Not reported
Lee	Lehigh Acres WWTP	0	2	0	0	0	Not reported
Lee	Fort Myers Beach WRF	0	4	3	0	0	None
Lee	Eagle Ridge WWTP	0	1	0	0	0	Not reported
Lee	Forest Utilities WWTP	0	2	0	0	0	Not reported
Lee	Cross Creek WWTP	0	1	0	0	0	Not reported
Lee	Fort Myers Central AWWTF	0	3	2	0	3	None
Lee	Three Oaks WWTF	0	6	1	0	0	None
Lee	Gasparilla Island Water Domestic DIW	1	1	0	0	0	None
Lee	Donax Water Reclamation Facility	13	3	1	1	0	None
Lee	Del Prado	500	6	0	0	0	Not reported
Lee	Everest Parkway WRF	54097	0	25	11	0	Not reported
Lee	Pine Island WRF	Not reported	Not reported	Not reported	Not reported	Not reported	Not reported
Lee	Citrus Park - North	Not reported	Not reported	Not reported	Not reported	Not reported	Not reported
Lee	Hunters Ridge WWTP	Not reported	1	Not reported	Not reported	Not reported	Not reported
Leon	Sandstone Ranch WWTF	Not reported	Not reported	Not reported	Not reported	Not reported	Not reported
Leon	Killlearn Lakes WWTP	Not reported	Not reported	Not reported	Not reported	Not reported	Not reported
Leon	Lake Jackson WWTP	Not reported	Not reported	Not reported	Not reported	Not reported	Not reported
Leon	T.P. Smith WRF	0	1	0	1	0	Not reported
Levy	Williston WWTF	Not reported	Not reported	Not reported	Not reported	Not reported	Not reported
Levy	Chiefland WWTF	Not reported	Not reported	Not reported	Not reported	Not reported	Not reported
Levy	Cedar Key WRF	Not reported	Not reported	Not reported	Not reported	Not reported	Not reported
Liberty	City of Bristol	0	0	0	0	0	Not reported
Manatee	City of Bradenton	0	1	0	1	0	None
Manatee	City of Palmetto WWTP	3725	1	14	5	0	None
Manatee	Manatee County Master Reuse System	12814	7	18	7	0	Not reported
Marion	MCUD/Silver Springs Shores WRF	0	1	0	0	0	None

Florida Department of Environmental Protection  
2020 Reuse Inventory

County	Reuse System Name	Residences	Golf Courses	Parks	Schools	Cooling Towers	Unique Uses
Marion	City of Belleview	0	2	0	0	0	None
Marion	City of Dunnellon	0	0	0	0	0	Not reported
Marion	On Top of the World South WWTF	0	3	0	0	0	None
Marion	Juliette Falls	0	0	0	0	0	Not reported
Marion	Marion Correctional Institution	0	0	0	0	0	Not reported
Marion	Rainbow Springs 5 <sup>th</sup> Replat	0	0	0	0	0	Not reported
Marion	Ocala WRF #3	0	1	2	0	0	None
Marion	MCUD/Oak Run	0	3	0	0	0	None
Marion	MCUD Stonecrest WWTF	0	1	0	0	0	None
Marion	Ocala WRF #2	36	1	4	0	0	None
Martin	Indiantown Wastewater	0	0	0	0	1	Not reported
Martin	Sailfish Point WWTF	0	1	0	0	0	None
Martin	South Martin Regional Util. (FKA Hydratech) WWTF	75	4	0	1	0	None
Martin	Martin County Tropical Farms WWTF	1250	9	2	1	0	Pressurized system
Martin	Martin Correctional	Not reported	Not reported	Not reported	Not reported	Not reported	Not reported
Miami-Dade	City of Homestead WWTF	Not reported	Not reported	Not reported	Not reported	Not reported	Recharge the Biscayne Aquifer with treated effluent
Miami-Dade	Central District Wastewater Treatment Plant	Not reported	Not reported	Not reported	Not reported	Not reported	Not reported
Miami-Dade	North District Wastewater Treatment Plant	Not reported	Not reported	Not reported	Not reported	Not reported	Flushing, wash down, pump seal lubrication, and onsite irrigation
Miami-Dade	South District Wastewater Treatment Plant	Not reported	Not reported	Not reported	Not reported	Not reported	In-cogeneration engine cooling water, flushing, wash down, pump seal lubricant, and WWTP onsite irrigation
Monroe	North Key Largo WWTP	0	3	0	0	0	None
Monroe	City of Marathon Area 4 WWTP	0	0	0	0	0	None
Monroe	City of Key Colony Beach	0	1	2	0	0	City tanker used to water remote city parks.
Monroe	KW Resort Utilities	0	1	1	0	0	Not reported

Florida Department of Environmental Protection  
2020 Reuse Inventory

County	Reuse System Name	Residences	Golf Courses	Parks	Schools	Cooling Towers	Unique Uses
Monroe	Big Coppitt WWTP	128	Not reported	Not reported	Not reported	Not reported	Not reported
Monroe	Duck Key Wastewater Cooperative	183	0	0	0	0	N/A
Monroe	City of Marathon Area 7 WWTP	Not reported	Not reported	Not reported	Not reported	Not reported	Not reported
Monroe	City of Marathon Area 5 Little Venice WWTP	Not reported	Not reported	Not reported	Not reported	Not reported	Not reported
Monroe	City of Marathon Area 3 WWTP	Not reported	Not reported	Not reported	Not reported	Not reported	Not reported
Nassau	Hilliard WWTF	Not reported	Not reported	Not reported	Not reported	Not reported	Not reported
Nassau	Nassau Regional	Not reported	2	Not reported	Not reported	Not reported	Not reported
Nassau	Nassau Amelia	0	3	0	0	Not reported	Not reported
Okaloosa	City of Mary Esther WWTP	0	0	0	0	0	Not reported
Okaloosa	Hurlburt Field AWTP	0	0	3	0	4	None
Okaloosa	Fort Walton Beach General Reuse Service Area	0	1	0	0	0	Reclaimed water is used to perform cleaning operations on the four million gallon (4 MG) sanitary sewer overflow retention tank at Pump Station No. 1, 18 Robinwood Drive SW, FWB, FL, 32548.
Okaloosa	Arbennie Pritchett WRF	0	1	0	0	0	None
Okaloosa	Jerry D. Mitchem WRF	0	0	0	0	0	None
Okaloosa	NV Regional WWTP	453	0	2	1	0	Cemetery and shopping complex
Okaloosa	George F. French Rec. Fac.	605	2	0	0	0	The Morgan Sports Center has an above irrigation and a subsurface disposal network.
Okaloosa	Crestview WWTP	Not reported	Not reported	Not reported	Not reported	Not reported	Not reported
Orange	Reedy Creek Improvement District	0	4	0	0	6	None
Orange	Fairways Country Club WWTP	0	1	0	0	Not reported	Not reported
Orange	OCUD/Northwest Water Reclamation Facility	0	0	0	0	0	None
Orange	Wedgfield WWTF	0	1	0	0	0	None
Orange	Winter Park Estates WWTF	0	2	1	1	0	Glen Haven Cemetery
Orange	Orange County South Regional WRF	0	3	0	0	0	Not reported
Orange	City of Orlando McLeod Rd. WRF	0	3	0	0	0	Not reported

Florida Department of Environmental Protection  
2020 Reuse Inventory

County	Reuse System Name	Residences	Golf Courses	Parks	Schools	Cooling Towers	Unique Uses
Orange	Conserv II Distribution Center	0	3	0	0	0	None
Orange	Orlando - Conserv II WRF	647	1	25	3	3	None
Orange	Winter Garden WWTF	5262	1	24	0	0	None
Orange	OCOEE WTP	6324	1	2	6	0	Not reported
Orange	Orlando/Conserv I WWTF	6946	2	75	8	1	None
Orange	City of Apopka WRF - Project Arrow	8213	0	1	4	Not reported	Not reported
Orange	OCUD/Eastern Subregional WRF	13378	1	24	12	4	Reclaimed water is supplied to Curtis Stanton Energy Center for use in hyperbolic cooling towers and turbines. Also, as outfall from an engineered wetlands system.
Orange	Gulfstream Harbor Mobile Home Park	Not reported	Not reported	Not reported	Not reported	Not reported	Not reported
Osceola	Good Samaritan Retirement Village	215	1	1	Not reported	Not reported	Not reported
Osceola	Harmony WRF	427	0	0	0	0	Not reported
Osceola	TWA – Lake Marion	1720	2	0	2	0	Reuse is also sent to TWA's Kissimmee Service Area.
Osceola	Parkway WRF	2600	1	0	0	0	Two cemeteries (Rose Hill and Osceola Memorial Gardens)
Osceola	Sandhill WRF	2711	1	0	0	0	Not reported
Osceola	South Bermuda WRF	5150	6	10	3	2	Not reported
Osceola	St. Cloud Southside WRF	8572	1	26	5	0	Screw press wash water and clarifier weir washer system for cleaning
Palm Beach	Western Regional WWTF	0	0	0	0	0	Not reported
Palm Beach	Village of Wellington WWTF	0	0	4	0	0	Not reported
Palm Beach	PGA Wastewater Treatment Plant	0	10	2	0	0	Not reported
Palm Beach	South Central Regional Wastewater Treatment and Disposal	601	9	9	4	1	Not reported
Palm Beach	Loxahatchee Env. Control Dist. WWTP	5858	12	14	3	0	(1) Clarifier stilling well foam removal; (2) Process water; (3) Roger Dean Stadium irrigation; (4) Jupiter Community Park; (5) Busch Wildlife Sanctuary exhibit washdown; (6) Community fruit/veg. garden co-op

Florida Department of Environmental Protection  
2020 Reuse Inventory

County	Reuse System Name	Residences	Golf Courses	Parks	Schools	Cooling Towers	Unique Uses
Palm Beach	Southern Region Water Reclamation	6062	7	2	1	Not reported	Not reported
Palm Beach	Central Region Reclamation Water Facility (CRRWF)	7294	1	0	1	0	Not reported
Palm Beach	East Central Regional WWTP	Not reported	Not reported	1	Not reported	3	Ballpark irrigation, FPL cooling tower
Palm Beach	City of Boca Raton WWTP	Not reported	Not reported	Not reported	Not reported	Not reported	Not reported
Pasco	Palm Terrace	0	0	0	0	Not reported	Not reported
Pasco	City of Zephyrhills WWTP	16	1	2	2	0	None
Pasco	City of New Port Richey WWTF	402	0	8	8	0	None
Pasco	Seven Springs WWTF	2307	1	3	4	0	Commercial irrigation customer – 60 customers
Pasco	Land O' Lakes	19905	16	7	13	1	Cooling tower water for resource recovery facility located at the county's landfill
Pasco	Labrador Spray Field	Not reported	Not reported	Not reported	Not reported	Not reported	Not reported
Pinellas	City of Dunedin	4	2	62	5	1	214 commercial accounts, including one cooling tower
Pinellas	On Top of the World WWTP	540	1	0	0	0	None
Pinellas	City of Oldsmar	1722	0	8	1	1	48 connections for city and state road medians and public building grounds, 14 connections for multi-family housing, 95 connections for commercial irrigation, and one connection for an ice-skating rink
Pinellas	City of Tarpon Springs	1825	1	10	4	0	None
Pinellas	City of Largo	2813	6	14	6	6	Cooling towers, biosolids facility
Pinellas	Northwest Pinellas Master Reuse System	6050	4	1	11	Not reported	Not reported
Pinellas	City of Clearwater Marshall St. WRF	6268	5	15	13	1	Not reported
Pinellas	St. Petersburg Master Reuse System	10366	6	10	64	14	One site uses reclaimed water for non-contact cooling and returns that water to the SWWRF for reuse.
Pinellas	South Cross Bayou WRF	22137	7	84	7	0	Pinellas County and wholesale customers: Pinellas Park, St. Pete Beach, and S. Pasadena
Polk	City of Bartow WRF	0	0	0	0	0	None

Florida Department of Environmental Protection  
2020 Reuse Inventory

County	Reuse System Name	Residences	Golf Courses	Parks	Schools	Cooling Towers	Unique Uses
Polk	City of Fort Meade	0	0	0	0	0	Not reported
Polk	City of Auburndale Regional WWTF	0	0	1	0	0	None
Polk	Haines City WWTP	0	1	2	0	0	None
Polk	City of Winter Haven WWTP#3	0	0	0	0	0	None
Polk	Grenelefe Utilities	0	0	0	0	Not reported	Not reported
Polk	Auburndale Allred WWTP	0	0	0	0	1	None
Polk	City of Lake Wales WWTP	171	1	1	0	0	None
Polk	City of Winter Haven WWTP #2	1301	2	3	1	0	None
Polk	Northwest Regional WWTF	1650	1	1	0	0	None
Polk	Southwest Regional WWTP	2262	3	1	0	0	None
Polk	Northeast Regional WWTF	5321	1	1	2	0	None
Polk	City of Lake Alfred	Not reported	Not reported	Not reported	Not reported	Not reported	Not reported
Polk	Cypress Lakes WWTP	Not reported	2	Not reported	Not reported	Not reported	Not reported
Polk	Waverly WWTF	Not reported	Not reported	Not reported	Not reported	Not reported	Not reported
Polk	Sun Ray WWTP	Not reported	Not reported	Not reported	Not reported	Not reported	Not reported
Polk	CD McIntosh Power Plant Industrial Reuse	Not reported	Not reported	Not reported	Not reported	3	Not reported
Polk	Cardinal Hill WWTF	Not reported	Not reported	Not reported	Not reported	Not reported	Not reported
Putnam	The Oaks Golf Course	Not reported	1	Not reported	Not reported	Not reported	Not reported
Putnam	Palatka WWTF	0	1	0	0	0	None
Putnam	Crescent City WWTP	Not reported	Not reported	Not reported	Not reported	Not reported	Not reported
Santa Rosa	Milton WWTF	Not reported	Not reported	Not reported	Not reported	Not reported	Not reported
Santa Rosa	Town of Jay WWTP	0	0	0	0	0	Industry requested use of reclaimed water as part of oil well maintenance. The industrial company has not used any reclaimed water since the request for use.
Santa Rosa	Navarre Beach STP	0	0	0	0	0	Not reported
Santa Rosa	Sundial Utilities WWTP	Not reported	Not reported	Not reported	Not reported	Not reported	Not reported
Santa Rosa	Holley-Navarre Water System	Not reported	1	Not reported	Not reported	Not reported	Not reported
Santa Rosa	Pace Water System WWTP	1300	1	3	2	0	None



Florida Department of Environmental Protection  
2020 Reuse Inventory

County	Reuse System Name	Residences	Golf Courses	Parks	Schools	Cooling Towers	Unique Uses
Sarasota	City of Sarasota AWWTF	28	3	2	3	1	Braden River Utilities, Lakewood Ranch master agreement providing reclaimed water to the development
Sarasota	Sarasota County South Master Reuse System	218	7	0	0	0	None
Sarasota	City of North Port of WWTP	1356	2	8	0	0	None
Sarasota	Southwest Wastewater Reclamation Facility	2511	Not reported	1	Not reported	Not reported	Not reported
Sarasota	Venice Eastside WRF	2946	5	2	0	0	Not reported
Sarasota	Sarasota County North Master Reuse System	5500	10	3	0	0	None
Seminole	Chuluota	100	0	0	0	0	Not reported
Seminole	Wekiva Hunt Club WRF	106	1	0	0	0	Supplies supplemental reuse to the City of Apopka
Seminole	Palm Valley MHC	281	Not reported	Not reported	Not reported	Not reported	Club House Pond
Seminole	Casselberry WRF	1780	1	7	0	0	Irrigation of medians, cemetery and landscaped areas
Seminole	SCES - Northwest Regional	2361	1	1	3	0	Carwash
Seminole	Oviedo WRF	3483	1	15	4	0	94 commercial accounts
Seminole	Sanford/North WWTF	3853	2	15	6	1	None
Seminole	Project APRICOT	5809	Not reported	9	13	1	Not reported
St. Johns	North Beach Utilities, Inc	0	0	0	0	0	Not reported
St. Johns	Marsh Landing Wastewater Treatment Facility	Not reported	2	Not reported	Not reported	Not reported	Yes (specifics not reported)
St. Johns	Sawgrass Wastewater Treatment Facility	0	1	0	0	0	Not reported
St. Johns	Northwest and SR 16 WWTF	1380	2	0	0	0	Medians and common areas of subdivisions
St. Johns	City of St. Augustine WWTP No. 1	0	0	0	0	Not reported	Not reported
St. Johns	Players Club Water Reclamation Facility		2	Not reported	Not reported	Not reported	Not reported
St. Johns	SR 207 WWTF	0	1	0	0	Not reported	Not reported
St. Johns	Marsh Creek, Ocean Cay, Ocean Ridge	209	1	Not reported	Not reported	Not reported	Not reported
St. Johns	Ponte Vedra WRF	Not reported	1	Not reported	Not reported	Not reported	Not reported

Florida Department of Environmental Protection  
2020 Reuse Inventory

County	Reuse System Name	Residences	Golf Courses	Parks	Schools	Cooling Towers	Unique Uses
St. Lucie	Spanish Lakes Country Club Village WWTF	0	0	0	0	0	Not reported
St. Lucie	Spanish Lakes Fairways WWTF	0	1	0	0	0	Not reported
St. Lucie	North County Holiday Pines WWTF	0	1	0	0	Not reported	Not reported
St. Lucie	North Hutchinson Island Reclamation Facility	38	0	1	0	0	Dune line restoration
St. Lucie	South Hutchinson Island WRF	74	0	0	0	0	Not reported
St. Lucie	Westport WWTF	828	4	Not reported	Not reported	Not reported	Not reported
St. Lucie	St. Lucie West Services District	5162	3	9	7	0	None
St. Lucie	Fort Pierce Utility Authority--WWTF	Not reported	Not reported	Not reported	Not reported	Not reported	Not reported
St. Lucie	Meadowood WWTF	Not reported	1	Not reported	Not reported	Not reported	Not reported
Sumter	Sumter Correctional Inst.	0	0	0	0	0	Not reported
Sumter	South Sumter Utility Company Master Reuse	0	3	3	0	0	Not reported
Sumter	Little Sumter Utility Co. WWTF	0	8	7	0	0	None
Sumter	North Sumter Utility Master Reuse	0	15	0	0	0	Not reported
Sumter	Central Sumter Utility WWTF	Not reported	Not reported	Not reported	Not reported	0	Not reported
Sumter	Continental Country Club	Not reported	Not reported	Not reported	Not reported	Not reported	Not reported
Sumter	City of Bushnell - David Hanson WWTF	Not reported	Not reported	Not reported	Not reported	Not reported	Not reported
Sumter	North Sumter Utility Company WWTF	Not reported	Not reported	Not reported	Not reported	Not reported	Not reported
Sumter	City of Wildwood	Not reported	2	1	Not reported	Not reported	Tank hose down, pump seal water
Suwannee	Live Oak WWTP	Not reported	Not reported	Not reported	Not reported	Not reported	Not reported
Taylor	Taylor Correctional Institute	0	0	0	0	0	Not reported
Taylor	City of Perry	Not reported	Not reported	Not reported	Not reported	Not reported	Not reported
Union	City of Lake Butler	Not reported	Not reported	Not reported	Not reported	Not reported	Not reported
Volusia	VC/Southeast WWTF-7	0	0	0	0	0	None
Volusia	VC/Southwest WWTF-2	204	1	1	1	0	None
Volusia	Deltona Eastern WRF	705	1	1	1	0	Not reported
Volusia	Deltona Lakes WRF	705	1	1	1	0	Not reported

Florida Department of Environmental Protection  
2020 Reuse Inventory

County	Reuse System Name	Residences	Golf Courses	Parks	Schools	Cooling Towers	Unique Uses
Volusia	VC/Southwest Regional WWTF 1	1771	1	0	0	0	None
Volusia	Daytona Reuse Implementation Program DRIP	2643	6	6	7	3	Not reported
Volusia	Ormond Beach WWTF	3003	2	7	3	0	None
Volusia	New Smyrna Beach	3082	5	6	0	0	Not reported
Volusia	City of Edgewater	3083	0	1	0	0	None
Volusia	Deland/Wiley M. Nash WRF	3981	1	7	3	Not reported	Not reported
Volusia	Port Orange WWTF	7606	2	4	7	0	Port Orange has a list of interruptible services that have reuse shut off capability during peak demands, and a 175-acre recharge reservoir with storm and groundwater supplemental systems.
Volusia	VC/Halifax Plantation WWTF-8	Not reported	Not reported	Not reported	Not reported	Not reported	Not reported
Volusia	Holly Hill WWTP	Not reported	1	1	1	Not reported	Not reported
Wakulla	Winco Utilities Inc. WWTP	0	0	0	0	0	Typical sprayfield, 64 acres, center pivot irrigation
Wakulla	City of St. Marks WWTF	0	0	0	0	1	Typically, cooling tower at Purdom Station generating cooling tower unit 8
Walton	Walton County Commerce Park at Mossy Head WWTF	Not reported	Not reported	Not reported	Not reported	Not reported	Not reported
Walton	City of DeFuniak Springs	0	0	0	0	0	Not reported
Walton	City of Freeport WWTP	Not reported	Not reported	Not reported	Not reported	Not reported	Not reported
Walton	Pt. Washington WWTP	0	2	0	0	0	Not reported
Walton	Wolfe Creek Reuse System - Seacrest WWTF	Not reported	Not reported	Not reported	Not reported	Not reported	Not reported
Walton	Seacrest WWTP	0	2	0	0	0	Not reported
Walton	Sandestin WWTP	0	4	0	0	0	Not reported
Washington	Chipley WWTP	0	1	0	0	0	None
Washington	Vernon WWTF	Not reported	Not reported	Not reported	Not reported	Not reported	Not reported

**Appendix F. Domestic Wastewater Treatment Facilities (0.1 mgd and greater) with No Reuse**

DEP District Office	Water Management District	County	Facility Name*	Facility ID	Capacity (mgd)	Flow (mgd)
NED	SJRWMD	Baker	City of Macclenny WWTF	FL0040495	1.30	0.661
NWD	NWFWMD	Bay	St. Andrews WWTF	FL0020451	5.00	3
NWD	NWFWMD	Bay	Millville AWT Facility	FL0170909	5.00	2.1
SED	SFWMD	Broward	City of Pembroke Pines WWTF	FLA013575	10.45	7
SED	SFWMD	Broward	City of Margate West WWTF	FLA041289	10.10	7.5
SED	SFWMD	Broward	Coral Springs Improvement District WWTF	FLA041301	7.72	5.14
SED	SFWMD	Broward	Fort Lauderdale – G.T. Lohmeyer WWTF	FLA041378	55.70	37.262
SED	SFWMD	Broward	Sunrise No. 1 WWTF (Springtree)	FLA041947	11.50	8.36
NWD	NWFWMD	Calhoun	City of Blountstown WWTF	FL0026867	1.50	0.387
SD	SWFWMD	Charlotte	Punta Gorda WWTF	FLA118371	4.00	2.585
NED	SJRWMD	Clay	Fang-Camp Blanding WWTF	FL0022853	0.90	0.125
NED	SJRWMD	Clay	City of Green Cove Springs – South WWTF	FL0030210	0.50	0.27
NED	SJRWMD	Duval	USN Mayport NS WWTF	FL0000922	2.00	0.681
NED	SJRWMD	Duval	Neptune Beach WWTF	FL0020427	0.90	0.55
NED	SJRWMD	Duval	JEA – Monterey WRF	FL0023604	3.60	1.578
NED	SJRWMD	Duval	Town of Baldwin WWTF	FL0027812	0.40	0.233
NWD	NWFWMD	Escambia	Town of Century WWTF	FL0032468	0.68	0.428
NED	SJRWMD	Flagler	City of Flagler Beach WWTF	FL0026611	1.00	0.588
NWD	NWFWMD	Gadsden	City of Chattahoochee WWTF	FL0027669	0.40	0.213
NWD	NWFWMD	Gadsden	Florida State Hospital WWTF	FL0031402	1.30	0.347
NWD	NWFWMD	Gulf	City of Wewahitchka WWTF	FL0020125	0.33	0.133
NED	SRWMD	Hamilton	City of Jasper WWTF	FL0027880	1.20	0.692
NWD	NWFWMD	Holmes	City of Bonifay WWTF	FL0027731	1.40	0.514
NWD	NWFWMD	Jackson	City of Graceville WWTF	FL0038555	1.10	0.874
SD	SFWMD	Lee	Fort Myers South AWWT Facility	FL0021270	12.00	7.41

Florida Department of Environmental Protection  
2020 Reuse Inventory

DEP District Office	Water Management District	County	Facility Name*	Facility ID	Capacity (mgd)	Flow (mgd)
SED	SFWMD	Miami-Dade	Cricket Club Condominium	FLA013637	0.11	0.0068
SED	SFWMD	Miami-Dade	Americana Village Condominium Association, Inc.	FLA013641	0.20	0.12
SD	SFWMD	Monroe	Key Haven Utility	FLA014867	0.20	0.005
SD	SFWMD	Monroe	Key West – Richard A. Heyman WWTF	FLA147222	10.00	4.4
SD	SFWMD	Monroe	Key Largo WWTF	FLA370967	2.30	1.64
SD	SFWMD	Monroe	City of Marathon -Area 6	FLA579033	0.20	0.076
SD	SFWMD	Monroe	Cudjoe Key AWWTP	FLA671932	0.84	0.454
NED	SJRWMD	Nassau	City of Fernandina Beach WWTF	FL0027260	3.50	1.625
NED	SJRWMD	Nassau	Town of Callahan WWTF	FL0038407	0.50	0.142
SWD	SWFWMD	Pinellas	Mid-County WWTF	FL0034789	0.90	0.9
SWD	SFWMD	Polk	Avon Park Correctional Institute	FL0040029	0.50	0.233
NED	SJRWMD	St. Johns	Town of Hastings WWTF	FL0042315	0.12	0.096

*Note:*

*\* These are facilities with permitted capacities 0.1 mgd or greater that are not otherwise in the reuse inventory because they do not provide reuse per Chapter 62-610, F.A.C.*

## Appendix G. Cross-Connection Control Activities

Facility ID	Reuse System Name	Enforced Cross-Connection Control Program?	Accepted Cross-Connection Control Program?	Number of Cross-Connections Reported	Number of Cross-Connections Eliminated	Number of New Connections	Number of New Connections Inspected	Inspection Frequency	Non-residential Inspection Frequency	Existing Connections Inspected
FL0000957	USN NAS Jacksonville WWTF	Y	Y	0	0	0	0	Not inspected	As needed	1
FL0003174	Hurlburt Field AWWTP	Y	Y	0	0	0	0	Not inspected	As needed	0
FL0020109	Winter Garden WWTF	Y	Y	0	0	109	109	Annually	Annually	5262
FL0020141	Sanford/North WWTF	Y	Y	0	0	295	295	Biennially	Biennially	1987
FL0020231	City of Jacksonville Beach	Y	Y	Not reported	Not reported	Not reported	Not reported	Not reported	Not reported	Not reported
FL0020303	Deland/Wiley M. Nash WRF	Y	Y	1	1	410	410	Annually	Annually	3571
FL0020401	City of Palmetto WWTP	Y	Y	0	0	49	49	10% of connections inspected annually	10% of connections inspected annually	354
FL0020532	Ormond Beach WWTF	Y	Y	0	0	334	334	As needed	As needed	200
FL0020541	Cape Canaveral WRF	Y	Y	0	0	4	4	Biennially	Biennially	402
FL0020559	Port Orange WWTF	Y	Y	0	0	23	23	Annually	Annually	7894
FL0020907	City of Bunnell WWTF	Y	Y	0	Not reported	90	90	Annually	Monthly	153
FL0020915	Green Cove Springs - Harbor Road WWTF	Y	Y	0	0	0	0	Weekly	As needed	1
FL0020940	Howard F. Curren AWWTP	Y	Y	0	Not reported	38	38	As needed	As needed	Not reported
FL0021105	Cocoa Beach WRF	Y	Y	0	0	11	11	As needed	As needed	0
FL0021261	Fort Myers Central AWWTF	Y	Y	0	0	0	0	Not inspected	Annually	9
FL0021326	City of Dunedin	Y	Y	0	0	106	106	Annually	Annually	3791
FL0021369	City of Bradenton WWTP	Y	Y	0	0	0	0	Annually	Annually	19

Florida Department of Environmental Protection  
2020 Reuse Inventory

Facility ID	Reuse System Name	Enforced Cross-Connection Control Program?	Accepted Cross-Connection Control Program?	Number of Cross-Connections Reported	Number of Cross-Connections Eliminated	Number of New Connections	Number of New Connections Inspected	Inspection Frequency	Non-residential Inspection Frequency	Existing Connections Inspected
FL0021431	City of Edgewater	Y	Y	0	0	28	28	Biennially	Biennially	380
FL0021512	Panama City Beach WWTP #1	Y	Y	0	0	142	142	Annually	Annually	1882
FL0021521	City of Cocoa Reclaim Water System	Y	Y	1	1	56	56	Biannually	Biannually	773
FL0021571	City of Rockledge	Y	Y	0	0	0	0	As needed	As needed	549
FL0021857	City of Clearwater Marshall St. WRF	Y	Y	0	0	123	123	Annually	Annually	6145
FL0023981	Navarre Beach STP	Y	Y	0	0	0	0	Not reported	Not reported	0
FL0024007	ECUA - Pensacola Beach WRF	Y	Y	0	0	0	0	Not inspected	Weekly	0
FL0025984	Daytona Reuse Implementation Program DRIP	Y	Y	0	Not reported	716	716	Biennially	Annually	2178
FL0026255	City of Hollywood Southern Regional Wastewater Treatment Plant	Y	Y	Not reported	Not reported	0	Not reported	Not inspected	Annually	19
FL0026271	City of Naples Water Reclamation Facility	Y	Y	0	0	28	28	At the time of initial connection	At the time of initial connection	72
FL0026387	City of Perry	Y	Y	Not reported	Not reported	Not reported	Not reported	Not reported	Daily	Not reported
FL0026603	City of Largo	Y	Y	0	0	40	40	Biennially	Annually	130
FL0027511	City of Arcadia Reclaimed Water System	Y	Y	Not reported	Not reported	0	0	Annually	Weekly	Not reported
FL0027651	City of Oldsmar	Y	Y	0	0	10	10	Annually	Annually	1879
FL0027677	Holly Hill WWTP	Y	Y	Not reported	Not reported	Not reported	Not reported	Not reported	Annually	3
FL0027839	City of Monticello WWTP	N	N	0	0	0	0	Not reported	Not reported	0
FL0028126	City of Starke	N		Not reported	Not reported	Not reported	Not reported	Not reported	Not reported	Not reported
FL0030007	Del Prado WWTF	Y	Y	2	2	2260	2260	Annually	Annually	12596
FL0030406	City of Tarpon Springs	Y	Y	0	0	49	49	As needed	As needed	0

Florida Department of Environmental Protection  
2020 Reuse Inventory

Facility ID	Reuse System Name	Enforced Cross-Connection Control Program?	Accepted Cross-Connection Control Program?	Number of Cross-Connections Reported	Number of Cross-Connections Eliminated	Number of New Connections	Number of New Connections Inspected	Inspection Frequency	Non-residential Inspection Frequency	Existing Connections Inspected
FL0031771	NRWWTP Reclaimed Water System	Y	Y	0	Not reported	4	3	As needed	Annually	12
FL0032182	North District Wastewater Treatment Plant	Y	Y	Not reported	Not reported	Not reported	Not reported	Not inspected	Not inspected	Not reported
FL0033251	Project APRICOT	Y	Y	2	2	Not reported	Not reported	Every 5 years	Not reported	2562
FL0034649	Loxahatchee Env. Control Dist. WWTP	Y	Y	0	0	0	0	Every 8 years	Not inspected	1746
FL0035980	South Central Regional Wastewater Treatment and Disposal	Y	Y	2	2	3	3	Annually	Annually	638
FL0036048	City of Winter Haven WWTP #3	Y	Y	0	0	0	0	Annually	Annually	0
FL0036251	Wekiva Hunt Club WRF	Y	Y	0	0	0	0	Annually	Annually	106
FL0038768	PGA Wastewater Treatment Plant	Y	Y	0	Not reported	2	2		Not reported	Not reported
FL0038831	Marsh Creek, Ocean Cay, Ocean Ridge	Y	Y	0	0	22	22	As needed	Biannually	28
FL0038849	OCUD/Eastern Subregional WRF	Y	Y	0	0	309	309	Every 5 years	Every 5 years	1
FL0039772	CD McIntosh Power Plant Industrial Reuse	Y	Y	0	Not reported	0	Not reported	Not reported	Annually	2
FL0039829	Lee County Utilities - Fiesta Village	Y	Y	0	0	0	0	At the time of initial connection	At the time of initial connection	0
FL0040061	Palatka WWTF	Y	Y	0	0	0	0	As needed	As needed	2
FL0040291	CCU Master Reclaim System	Y	Y	0	0	5	5	Annually	Daily	4445
FL0040436	South Cross Bayou WRF	Y	Y	1	1	329	329	As needed	As needed	363



Florida Department of Environmental Protection  
2020 Reuse Inventory

Facility ID	Reuse System Name	Enforced Cross-Connection Control Program?	Accepted Cross-Connection Control Program?	Number of Cross-Connections Reported	Number of Cross-Connections Eliminated	Number of New Connections	Number of New Connections Inspected	Inspection Frequency	Non-residential Inspection Frequency	Existing Connections Inspected
FL0040614	South County Regional AWWTF	Y	Y	0	0	833	833	Biannually	Annually	Not reported
FL0040622	BCUD/South Beaches	Y	Y	0	0	0	0	As needed	As needed	0
FL0040771	City of Sarasota AWWTF	Y	Y	0	0	2	2	Annually	Annually	71
FL0041122	Melbourne/Grant Street	Y	Y	0	0	3	3	Every 8 years	Every 8 years	0
FL0041424	Southern Region Water Reclamation	Y	Y	0	Not reported	0	Not reported	Annually	Annually	Not reported
FL0041441	Venice Eastside WRF	Y	Y	0	0	12	12	Annually	Annually	12
FL0041670	Northwest WRF	B	Y	0	0	80	80	Biannually	Annually	Not reported
FL0042293	Barefoot Bay Advanced WWTF	Y	Y	0	0	0	0	Unknown	Daily	0
FL0043214	Martin County Tropical Farms WWTF	Y	Y	0	0	0	0	Daily	Daily	19
FL0044253	Marsh Landing Wastewater Treatment Facility	Y	Y	Not reported	Not reported	Not reported	Not reported	Not reported	Daily	1
FL0102202	Pace Water System WWTP	Y	Y	0	0	100	100	At the time of initial connection	At the time of initial connection	100
FL0102679	BCUD/South Central Regional	Y	Y	0	0	236	236	Annually	Annually	32
FL0102920	CCAFS Regional WWTPP	N	N	0	0	0	0	Not reported	Not reported	0
FL0103268	Blue Heron WRF	Y	Y	0	0	84	84	Biannually	Biannually	36
FL0111392	DRIP Daytona Reuse Implementation Program	Y	Y	0	Not reported	716	716	Biennially	Annually	2178
FL0112895	Southwest Reuse Project Kanapaha Botanical Gardens	Y	Y	0	0	59	59	At the time of installation	At the time of installation	0
FL0116009	Palm Coast WWTF	Y	Y	0	0	123	123	Annually	Annually	896

Florida Department of Environmental Protection  
2020 Reuse Inventory

Facility ID	Reuse System Name	Enforced Cross-Connection Control Program?	Accepted Cross-Connection Control Program?	Number of Cross-Connections Reported	Number of Cross-Connections Eliminated	Number of New Connections	Number of New Connections Inspected	Inspection Frequency	Non-residential Inspection Frequency	Existing Connections Inspected
FL0116793	Nassau Regional	Y	Y	0	0	0	0	Not reported	Not reported	Not reported
FL0117471	SR 207 WWTF	Y	Y	0	Not reported	0	Not reported	Not reported	Daily	Not reported
FL0117897	Sawgrass Wastewater Treatment Facility	Y	Y	0	Not reported	0	0	Not reported	Daily	Not reported
FL0117951	Ponte Vedra WRF	Y	Y	0	0	0	Not reported	Not reported	Not reported	Not reported
FL0122076	Rice Creek Utilities	Y	Y	Not reported	Not reported	Not reported	Not reported	Not reported	Not reported	Not reported
FL0127434	City of New Port Richey WWTF	Y	Y	0	0	11	11	Annually	Annually	0
FL0128775	Northwest Pinellas Master Reuse System	Y	Y	0	0	130	130	As needed	As needed	40
FL0139475	South Hutchinson Island WRF	Y	Y	Not reported	Not reported	0	0	Monthly	Not reported	12
FL0141356	North County WRF	Y	Y	0	0	0	0	At the time of installation and per local ordinance	At the time of installation and per local ordinance	7917
FL0167959	Military Point Regional AWTF	Y	N	0	0	0	0	Not reported	Annually	0
FL0169978	Lynn Haven AWTF	Y	Y	1	1	150	150	At the time of initial connection	Monthly	18
FL0172090	New Smyrna Beach	Y	Y	0	0	470	470	Annually	Annually	3538
FL0173371	Spencer's Crossing WWTF	Y	Y	0	0	876	876	At the time of initial connection	Unknown	1473
FL0174441	South Reuse Grid	Y	Y	0	Not reported	2700	2700	Biannually and any time a new service agreement is started	Biannually and any time a new service agreement is started	5300
FL0471275	Central Region Reclamation Water Facility (CRRWF)	Y	Y	0	Not reported	0	0	Annually	Annually	4

Florida Department of Environmental Protection  
2020 Reuse Inventory

Facility ID	Reuse System Name	Enforced Cross-Connection Control Program?	Accepted Cross-Connection Control Program?	Number of Cross-Connections Reported	Number of Cross-Connections Eliminated	Number of New Connections	Number of New Connections Inspected	Inspection Frequency	Non-residential Inspection Frequency	Existing Connections Inspected
FL0559351	ECUA – Central Water Reclamation Facility	Y	Y	0	0	0	0	As needed	At the time of initial connection	0
FL0670651	Northwest and SR 16 WWTF	Y	Y	0	0	206	209	As needed	Annually	105
FL0710008	Palm Coast WWTF #2	Y	Y	Not reported	Not reported	27	27	Weekly; sometimes monthly	Annually	3
FL0A00002	Northeast Regional WWTF	Y	Y	0	0	1153	1153	Annually	Annually	4404
FLA010139	T.P. Smith WRF	Y	Y	0	0	0	0	Not reported	Annually	6
FLA010181	Jerry D. Mitchem WRF	Y	Y	Not reported	Not reported	0	Not reported	Not inspected	Not inspected	Not reported
FLA010185	NV Regional WWTP	Y	Y	0	0	6	6	At the time of initial connection	As needed	60
FLA010194	George F. French Rec. Fac.	Y	Y	3	3	2	2	Annually	Annually	0
FLA010206	Town of Jay WWTP	Y	Y	0	0	0	0	Not inspected	Not inspected	0
FLA010211	Holley-Navarre Water System	Y	Y	Not reported	Not reported	2	Not reported	Weekly	Not reported	Not reported
FLA010225	Wakulla Co. (Otter Creek) WWTF	Y	Y	Not reported	Not reported	Not reported	Not reported	Not reported	Not reported	Not reported
FLA010251	Sandestin WWTP	Y	Y	0	0	0	0	Not reported	Daily	1
FLA010252	Seacrest WWTP	Y	Y	0	0	0	0	Not reported	Daily	1
FLA010254	Walton C.I.	Y	Y	0		0	0	Not reported	Not reported	0
FLA010263	North Brevard WWTF	Y	Y	Not reported	Not reported	134	Not reported	Annually	Annually	10
FLA010323	Melbourne/D.B. Lee WWTP	Y	Y	0	0	2	2	Every 8 years	Every 8 years	1
FLA010332	West Melbourne/Ray Bullard	Y	Y	0	0	0	0	Annually	Annually	2101

Florida Department of Environmental Protection  
2020 Reuse Inventory

Facility ID	Reuse System Name	Enforced Cross-Connection Control Program?	Accepted Cross-Connection Control Program?	Number of Cross-Connections Reported	Number of Cross-Connections Eliminated	Number of New Connections	Number of New Connections Inspected	Inspection Frequency	Non-residential Inspection Frequency	Existing Connections Inspected
FLA010431	IRCUD/Central (Gifford) WWTF	Y	Y	0	0	0	0	Not inspected	Monthly	10
FLA010507	Eustis Reclaim System	Y	Y	0	Not reported	25	25	Annually	Annually	532
FLA010508	City of Mount Dora	Y	Y	0	0	73	73	Monthly	Monthly	1743
FLA010509	Woodlea Road WRF	Y	Y	0	Not reported	50	50	Annually	Not inspected	Not reported
FLA010513	Sampey Rd. WWTF-1 (Silver Eagle Reuse Facility)	Y	Y	0	Not reported	223	223	As needed	Not inspected	0
FLA010515	Clermont – East	Y	Y	0	0	527	527	Annually	Annually	6607
FLA010529	Water Oak Utilities	Y	Y	Not reported	Not reported	Not reported	Not reported	Not reported	Not reported	Not reported
FLA010538	Clerbrook Golf & RV Resort WWTF	Y	Y	0	Not reported	0	Not reported	Not reported	Not reported	Not reported
FLA010555	Villages WWTF	Y	Y	0	0	0	0	Not Inspected	Annually	1
FLA010570	Pennbrooke Fairways	Y	Y	0	0	0	0	Not Inspected	Daily	0
FLA010630	Lake Groves WWTF	Y	Y	0	0	0	0	Monthly	Not inspected	0
FLA010656	Sunshine Parkway WWTF	Y	Y	0	0	477	477	As needed	Not inspected	Not reported
FLA010657	Mid Florida Lakes WWTF	Y	Y	0	Not reported	0	Not reported	Not reported	Not reported	Not reported
FLA010660	Lake Correctional Institution	Y	Y	0	0	0	0	Not reported	Not reported	0
FLA010678	City of Belleview	Y	Y	0	0	0	2	Not inspected	Daily	2
FLA010680	Ocala WRF #2	Y	Y	0	0	0	0	As needed	As needed	0
FLA010741	MCUD Stonecrest WWTF	Y	Y	0	0	0	0	Unknown	Unknown	0
FLA010789	Marion Correctional Institution	Y	Y	0	0	0	0	Not reported	Not reported	0
FLA010795	Conserv II Distribution Center	Y	Y	0	0	3	3	Not inspected	Annually	71

Florida Department of Environmental Protection  
2020 Reuse Inventory

Facility ID	Reuse System Name	Enforced Cross-Connection Control Program?	Accepted Cross-Connection Control Program?	Number of Cross-Connections Reported	Number of Cross-Connections Eliminated	Number of New Connections	Number of New Connections Inspected	Inspection Frequency	Non-residential Inspection Frequency	Existing Connections Inspected
FLA010798	OCUD/Northwest Water Reclamation Facility	Y	Y	0	0	0	0	Every 5 years	Every 5 years	0
FLA010814	Orlando - Conserv II WRF	Y	Y	0	0	7	7	Biannually	Annually	223
FLA010815	Orange County NW Reclaimed Facility	Y	Y	0	0	376	376	Annually	Annually	594
FLA010816	Orlando/Conserv I WWTF	Y	Y	0	0	262	251	Biennially	Annually	3277
FLA010818	City of Apopka WRF - Project Arrow	Y	Y	0	Not reported	541	541	Annually	Annually	Not reported
FLA010819	Winter Park Estates WWTF	Y	Y	0	0	0	0	Not inspected	Annually	0
FLA010823	Fairways Country Club WWTP	Y	Y	0	Not reported	0	0	Daily	Not reported	0
FLA010871	Rocksprings	Y	Y	Not reported	Not reported	Not reported	Not reported	Not reported	Not reported	Not reported
FLA010900	Wedgfield WWTF	Y	Y	0	0	0	0	Not inspected	Weekly	0
FLA010957	Camelot WRF	Y	Y	0	0	890	890	Biannually	Biannually	3055
FLA010958	Sandhill WRF	Y	Y	0	0	695	695	Biannually	Biannually	32
FLA010960	Parkway WRF	Y	Y	0	0	0	0	Biannually	Biannually	22
FLA010962	St. Cloud Southside WRF	Y	Y	0	0	1470	1470	Annually	Annually	1324
FLA010974	Good Samaritan Retirement Village	Y	Y	0	0	0	Not reported	Annually	Annually	Not reported
FLA011066	Casselberry WRF	N	Y	0	0	10	9	Annually	Annually	511
FLA011074	Oviedo WRF	Y	Y	0	0	21	21	Every 5 years	Annually	737
FLA011076	Chuluota	Y	Y	0	0	0	0	Not reported	Not reported	0
FLA011085	Palm Valley MHC	Y	Y	Not reported	Not reported	Not reported	Not reported	Daily	Not reported	Not reported
FLA011121	VC/Southwest WWTF-2	Y	Y	0	0	8	8	10% of connections inspected Annually	10% of connections inspected Annually	20

Florida Department of Environmental Protection  
2020 Reuse Inventory

Facility ID	Reuse System Name	Enforced Cross-Connection Control Program?	Accepted Cross-Connection Control Program?	Number of Cross-Connections Reported	Number of Cross-Connections Eliminated	Number of New Connections	Number of New Connections Inspected	Inspection Frequency	Non-residential Inspection Frequency	Existing Connections Inspected
FLA011128	VC/Southwest Regional WWTF-1	Y	Y	0	0	134	134	10% of connections inspected Annually	10% of connections inspected Annually	170
FLA011290	City of Alachua AWRP	Y	Y	0	0	0	0	Not inspected	Monthly	2
FLA011322	University of Florida Water Reclamation Facility	Y	Y	Not reported	Not reported	2	2	Not inspected	Annually	Not reported
FLA011332	Baker CI WWTP	N	N	0	0	0	0	Not reported	Not reported	0
FLA011418	Columbia Correctional institution	Y	Y	Not reported	Not reported	Not reported	Not reported	Not reported	Weekly	18
FLA011597	Plantation Bay Wastewater Treatment Plant	Y	Y	0	Not reported	0	Not reported	Not reported	Annually	Not reported
FLA011602	Dunes Community Development District WWTF	Y	Y	0	0	22	22	Monthly	Monthly	374
FLA011642	Jefferson Correctional	Y	Y	Not reported	Not reported	Not reported	Not reported	Not inspected	Not inspected	Not reported
FLA011646	Mayo CI WWTP	N	N	0	0	0	0	Not reported	Not reported	0
FLA011688	Nassau Amelia	Y	Y		Not reported	0	Not reported	Not reported	Monthly	Not reported
FLA011765	North Beach Utilities, Inc.	Y	Y	0	0	0	0	Not reported	Not reported	0
FLA011805	Live Oak WWTP	Y	Y	Not reported	Not reported	2	2	Not reported	Annually	2
FLA011845	Meadowcrest WWTP	Y	Y	Not reported	Not reported	Not reported	Not reported	Not reported	Not reported	Not reported
FLA011848	Crystal River Utilities	Y	Y	Not reported	Not reported	Not reported	Not reported	Not reported	Not reported	Not reported
FLA012036	William S. Smith WWRF	Y	Y	0	Not reported	8	8	Biennially	Not reported	0
FLA012043	Spring Hill WRF	Y	Y	0	0	0	0	Not reported	Not reported	0

Florida Department of Environmental Protection  
2020 Reuse Inventory

Facility ID	Reuse System Name	Enforced Cross-Connection Control Program?	Accepted Cross-Connection Control Program?	Number of Cross-Connections Reported	Number of Cross-Connections Eliminated	Number of New Connections	Number of New Connections Inspected	Inspection Frequency	Non-residential Inspection Frequency	Existing Connections Inspected
FLA012619	Manatee County Master Reuse System	Y	Not reported	3	3	570	570	Annually	Annually	13178
FLA012683	On Top of the World South WWTF	Y	Y	0	0	1	1	Not inspected	Monthly	7
FLA012693	Rainbow Springs 5 <sup>th</sup> Replat	Y	Y	0	0	0	0	Not reported	Not reported	0
FLA012697	MCUD/Oak Run	Y	Y	0	0	0	0	Annually	Not inspected	3
FLA012741	Southeast	Y	Y	0	0	1258	1258	Annually	Annually	20350
FLA012744	City of Zephyrhills WWTP	Y	Y	0	0	0	0	Annually	Annually	16
FLA012752	Seven Springs WWTF	Y	Y	0	0	79	79	As needed	As needed	309
FLA012768	Jasmine Lakes	Y	Y	Not reported	Not reported	Not reported	Not reported	Not reported	Not reported	Not reported
FLA012773	Palm Terrace	Y	Y	0	Not reported	0	0	Not reported	Not reported	0
FLA012801	Labrador Spray Field	Y	Y	0	Not reported	0	0	Not reported	Not reported	0
FLA012881	St. Petersburg Master Reuse System	Y	Y	0	0	93	93	Biannually	Biannually	1205
FLA012905	On Top of the World WWTP	Y	Y	0	0	0	0	Weekly	Monthly	540
FLA012954	Southwest Regional WWTP	Y	Y	0	0	293	293	Annually	Annually	1969
FLA012977	Haines City WWTP	Y	Y	0	0	1	1	Unknown	Unknown	0
FLA013016	Grenelefe Utilities	Y	Y	0		0	0	Not inspected	Not inspected	0
FLA013378	City of North Port WWTP	Y	Y	0	0	3	3	As needed	Monthly	65
FLA013497	City of Wildwood	Y	Y	Not reported	Not reported	Not reported	Not reported	Not reported	Annually	3
FLA013558	Sumter Correctional Inst.	Y	Y	0	0	0	0	Annually	Not reported	2
FLA013581	Pompano Beach Reuse Facility	Y	Y	0	Not reported	28	28	At the time of initial connection	At the time of initial	Not reported

Florida Department of Environmental Protection  
2020 Reuse Inventory

Facility ID	Reuse System Name	Enforced Cross-Connection Control Program?	Accepted Cross-Connection Control Program?	Number of Cross-Connections Reported	Number of Cross-Connections Eliminated	Number of New Connections	Number of New Connections Inspected	Inspection Frequency	Non-residential Inspection Frequency	Existing Connections Inspected
								and every 10 years	connection and every 10 years	
FLA013583	Tindall Hammock Irrigation and Soil Conservation District	Y	Y	Not reported	Not reported	Not reported	Not reported	Not reported	Not reported	Not reported
FLA013859	South Martin Regional Util. (FKA Hydratech) WWTF	Y	Y	0	0	0	0	Monthly	Weekly	8
FLA013881	Martin Correctional	Y	Y	0	Not reported	0	0	Not inspected	Not inspected	Not reported
FLA013946	North Hutchinson Island Reclamation Facility	Y	Y	0	0	0	0	Monthly	Monthly	Not reported
FLA013969	North County Holiday Pines WWTF	Y	Y	Not reported	Not reported	Not reported	Not reported	Not reported	3 times per month	1
FLA013982	Meadowwood WWTF	Y	Y	Not reported	Not reported	Not reported	Not reported	Not reported	Not reported	Not reported
FLA013993	St. Lucie West Services District	Y	Y	0	0	7	7	During testing (Frequency of testing not reported)	During testing (Frequency of testing not reported)	1224
FLA013998	Spanish Lakes Fairways WWTF	Y	Y	Not reported	Not reported	Not reported	Not reported	Not reported	Not reported	Not reported
FLA014083	CCU Burnt Store Reclaim System	Y	Y	0	0	0	0	Annually	Monthly	17
FLA014126	Englewood Water District WRF	Y	Y	0	0	0	0	Weekly	Monthly	19
FLA014130	Charlotte CL	Y	Y	0	0	0	0	Not reported	Daily	0
FLA014167	Marco Island Utilities WWTP	Y	Y	0	0	0	0	As needed	Annually	169
FLA014430	Donax Water Reclamation Facility	Y	Y	0	0	0	0	Monthly	Monthly	75
FLA014463	Lake Fairways/Pine Lakes	Y	Y	0	0	0	0	Not reported	6 days per week	0



Florida Department of Environmental Protection  
2020 Reuse Inventory

Facility ID	Reuse System Name	Enforced Cross-Connection Control Program?	Accepted Cross-Connection Control Program?	Number of Cross-Connections Reported	Number of Cross-Connections Eliminated	Number of New Connections	Number of New Connections Inspected	Inspection Frequency	Non-residential Inspection Frequency	Existing Connections Inspected
FLA014478	Forest Utilities WWTP	Y	Y	0	0	0	0	Not inspected	Not inspected	0
FLA014484	Fiddlesticks Country Club	Y	Y	0	0	0	0	Not inspected	Not inspected	0
FLA014498	Eagle Ridge WWTP	Y	Y	0	0	0	0	Not reported	Not reported	0
FLA014505	Cross Creek WWTP	Y	Y	0	0	0	0	Not reported	Not reported	0
FLA014541	Hunters Ridge WWTP	Y	Y	Not reported	Not reported	Not reported	Not reported	Not reported	Not reported	Not reported
FLA014542	Gateway Water Reclamation Facility	Y	Y	0	0	0	0	Not inspected	Daily	0
FLA014548	Del Prado	Y	Y	0	0	0	0	Not reported	Weekly	7
FLA014565	Lehigh Acres WWTP	Y	Y	0	0	0	0	Not reported	Not reported	2
FLA014641	Gasparilla Island Water Domestic DIW	Y	Y	0	0	0	0	Not inspected	Daily	1
FLA014686	South Seas Resort WWTP	Y	Y	0	0	0	0	Not reported	Not reported	0
FLA014720	City of Key Colony Beach,	Y	Y	0	0	0	0	Not inspected	As needed	0
FLA014772	Duck Key Wastewater Cooperative	Y	Y	0	0	6	6	Every 8 years	Annually	48
FLA014951	KW Resort Utilities	Y	Y	0	0	0	0	Not reported	Daily	3
FLA015009	North Key Largo WWTP	Y	Y	0	0	0	0	Not inspected	Not inspected	0
FLA016529	City of Fort Meade	Y	Y	0	0	0	0	Not reported	Not reported	0
FLA016544	Winco Utilities, Inc.	Y	Y	0	0	0	0	Not reported	Not reported	0
FLA016559	City of Auburndale Regional WWTF	Y	Y	0	0	0	0	Unknown	Unknown	0
FLA017025	City of Miramar WWTF	Y	Y	0	0	3	3	Quarterly	Quarterly	80
FLA017133	Little Sumter Utility Co. WWTF	Y	Y	0	0	0	0	Not inspected	Annually	1

Florida Department of Environmental Protection  
2020 Reuse Inventory

Facility ID	Reuse System Name	Enforced Cross-Connection Control Program?	Accepted Cross-Connection Control Program?	Number of Cross-Connections Reported	Number of Cross-Connections Eliminated	Number of New Connections	Number of New Connections Inspected	Inspection Frequency	Non-residential Inspection Frequency	Existing Connections Inspected
FLA017413	VC/Southeast WWTF-7	Y	Y	0	0	0	0	Not inspected	Not inspected	0
FLA017466	Sailfish Point WWTF	Y	Y	0	0	0	0	Not inspected	Not inspected	0
FLA021661	City of Vero Beach	Y	Y	0	0	2	2	Annually	Annually	115
FLA027570	Chipley WWTP	Y	Y	0	0	0	0	Not inspected	Not inspected	0
FLA027618	City of Everglades City	Not reported	Not reported	Not reported	Not reported	Not reported	Not reported	Annually	Annually	Not reported
FLA029939	Indiantown Wastewater	Y	Y	0	0	0	0	None	Weekly	1
FLA038857	Apalachicola WWTF	Y	Y	0	0	0	0	Not inspected	Annually	15
FLA042137	South District Wastewater Treatment Plant	Y	Y	Not reported	Not reported	Not reported	Not reported	Not reported	Not reported	Not reported
FLA042595	Village of Wellington WWTF	Y	Y	0	0	0	0	Not reported	Weekly	8
FLA042625	SCES - Northwest Regional	Y	Y	0	0	21	21	Every 5 years	Annually	482
FLA100641	Kenneth B. Cope	Y	Y	Not reported	Not reported	0	0	Not inspected	Weekly	0
FLA101923	Fort Walton Beach General Reuse Service Area	Y	Y	0	0	0	0	Not inspected	Weekly	2
FLA102318	City of St. Marks WWTF	Y	Y	0	0	0	0	Not reported	Not reported	0
FLA102440	City of DeFuniak Springs	Y	Y	0	0	0	0	Not reported	Not reported	0
FLA102695	Sykes Creek WWTF	Y	Y	0	0	57	57	Monthly	Monthly	0
FLA102750	BCDU/Port St. John WWTP	Not reported	Not reported	Not reported	Not reported	1	1	Not reported	Annually	2
FLA105147	Leesburg/Canal St. WTF	Y	Y	0	0	112	112	Annually	Annually	1889
FLA107972	Orange County South Regional WRF	Y	Y	0	0	3	0	Not reported	Annually	71

Florida Department of Environmental Protection  
2020 Reuse Inventory

Facility ID	Reuse System Name	Enforced Cross-Connection Control Program?	Accepted Cross-Connection Control Program?	Number of Cross-Connections Reported	Number of Cross-Connections Eliminated	Number of New Connections	Number of New Connections Inspected	Inspection Frequency	Non-residential Inspection Frequency	Existing Connections Inspected
FLA108219	Reedy Creek Improvement District	Y	Y	0	0	0	0	Not inspected	Annually	150
FLA109843	TWA – Cypress West	Y	Y	0	0	109	109	Biannually	Biannually	0
FLA110434	Gold Coast Utility	Y	Y	Not reported	Not reported	Not reported	Not reported	Not reported	Not reported	Not reported
FLA111724	Deltona Eastern WRF	Y	Y	1	1	298	298	Annually	Annually	1350
FLA113450	Florida State Prison	Y	Y	0	0	0	15	Not reported	Weekly	0
FLA113956	City of Lake City	Y	Y	Not reported	Not reported	Not reported	Not reported	Not reported	Monthly	1
FLA117218	The Oaks Golf Course	Y	Y	0	Not reported	0	Not reported	Not inspected	Monthly	Not reported
FLA119911	Bowling Green	Y	Y	0	Not reported	0	Not reported	Not inspected	Not inspected	
FLA122246	Country Meadows	Y	Y	0	0	0	0	Not reported	Not reported	0
FLA126594	City of Dunnellon	Y	Y	0	0	0	0	Not reported	Not reported	0
FLA127272	Pasco County Master Reuse System	Y	Y	0	Not reported	1258	1258	Annually	Annually	20350
FLA129747	City of Winter Haven WWTP #2	Y	Y	0	0	408	408	Annually	Annually	240
FLA129844	City of Lake Wales WWTP	Y	Y	0	0	0	0	Annually	Annually	171
FLA139653	Westport WWTF	Not reported	Not reported	Not reported	Not reported	76	76	Annually	Annually	Not reported
FLA141704	Port of the Island CID	Y	Y	0	0	5	5	Annually	Annually	0
FLA144215	Fort Myers Beach WRF	Y	Y	0	0	0	0	At the time of initial connection	At the time of initial connection	0
FLA145190	Three Oaks WWTF	Y	Y	0	0	0	0	At the time of initial connection	At the time of initial connection	0
FLA176303	Sarasota County South Master Reuse System	Y	Y	0	0	1	1	Every 8 years	Annually	7

Florida Department of Environmental Protection  
2020 Reuse Inventory

Facility ID	Reuse System Name	Enforced Cross-Connection Control Program?	Accepted Cross-Connection Control Program?	Number of Cross-Connections Reported	Number of Cross-Connections Eliminated	Number of New Connections	Number of New Connections Inspected	Inspection Frequency	Non-residential Inspection Frequency	Existing Connections Inspected
FLA177008	Sarasota County North Master Reuse System	Y	Y	0	0	2	2	Every 8 years	Annually	195
FLA178667	Northwest Regional WWTF	Y	Y	0	0	207	207	Annually	Annually	1446
FLA183555	Wolfe Creek Reuse System - Seacrest WWTF	Y	Y	Not reported	Not reported	Not reported	Not reported	Not reported	Not reported	Not reported
FLA190268	Ocala WRF #3	Y	Y	0	0	0	0	Not inspected	Monthly	7
FLA267872	Harmony WRF	Y	Y	0	0	136	136	Biannually	Biannually	2
FLA281484	North Main Street WWTP	Y	Y	0	0	0	0	Not inspected	Not inspected	0
FLA286095	High Springs WWTP	N	N	0	0	0	0	Not inspected	Not inspected	0
FLA290980	Wauchula Hills WWTF	Y	Y	0	0	0	0	Not reported	Not reported	0
FLA296651	MCUD/Silver Springs Shores WRF	Y	Y	0	0	0	0	Unknown	Unknown	0
FLA297631	Pine Island	Y	Y	Not reported	Not reported	Not reported	Not reported	Not reported	Not reported	Not reported
FLA356344	City of Minneola WWTF	Y	Y	0	0	0	0	Annually	Annually	0
FLA399761	Lady Lake WWTF	Y	Y	0	0	8	8	Monthly	Monthly	80
FLA485942	Arbennie Pritchett WRF	Y	Y	Not reported	Not reported	0	0	Not inspected	Daily	1
FLA490415	Juliette Falls	Y	Y	0	0	0	0	Not reported	Not reported	0
FLA499951	Central Sumter Utility WWTF	Y	Y	0	Not reported	0	Not reported	Not inspected	Annually	1
FLA516708	North Sumter Utility Master Reuse	Y	Y	0	Not reported	0	Not reported	Not inspected	Annually	Not reported
FLA546429	Town of Grand Ridge WWTF	Y	Y	0	0	0	0	Not reported	Not reported	0
FLA550973	City of Marathon Area 4 WWTP	N	N	0	0	0	0	Not inspected	Not inspected	0
FLA567591	Big Coppitt WWTP	Y	Y	Not reported	Not reported	16	16	Annually	Every 7 years	100

Florida Department of Environmental Protection  
2020 Reuse Inventory

Facility ID	Reuse System Name	Enforced Cross-Connection Control Program?	Accepted Cross-Connection Control Program?	Number of Cross-Connections Reported	Number of Cross-Connections Eliminated	Number of New Connections	Number of New Connections Inspected	Inspection Frequency	Non-residential Inspection Frequency	Existing Connections Inspected
FLA649163	Hamilton County WWTP	N	N	0	0	0	0	Not reported	Not reported	0
FLA706736	Town of Davie Water Reclamation Facility	Y	Y	0	0	0	0	Not inspected	Annually	4
FLAB03270	South Sumter Utility Company Master Reuse	Y	Y	0	Not reported	0	Not reported	Not inspected	Annually	1

## Appendix H. All Domestic Wastewater Treatment Facilities Included in the 2019 Reuse Inventory Report

DEP District Office	Water Management District	County	WWTP Name	Facility ID	WWTP Disinfection Level	WWTP Permitted Capacity (mgd)	WWTP Daily Annual Avg Flow (mgd)	WRCA	Reuse
NED	SJRWMD	Alachua	Kanapaha WRF	FL0112895	HI	14.9	10.5707	Yes	Yes
NED	SRWMD	Alachua	Alachua AWRF	FLA011290	HI	1.5	0.67	Yes	Yes
NED	SRWMD	Alachua	Newberry WWTF	FLA011292	BA	0.499	0.213	Yes	Yes
NED	SJRWMD	Alachua	University of Florida WWTF (FDOE)	FLA011322	HI	3	1.61	Yes	Yes
NED	SRWMD	Alachua	High Springs WWTF	FLA286095	BA	0.24	0.165	Yes	Yes
NED	SRWMD	Baker	Baker Correctional Institution WWTF	FLA011332	HI	0.32	0.194	Yes	Yes
NED	SJRWMD	Baker	City of Macclenny WWTF	FL0040495	Unknown	1.30	0.661	Yes	No
NWD	NWFWMD	Bay	Panama City Beach	FL0021512	HI	14	6.609	No	Yes
NWD	NWFWMD	Bay	Military Point Regional AWT Facility	FL0167959	IM	7	3.3	No	Yes
NWD	NWFWMD	Bay	Lynn Haven AWT	FL0169978	HI	2.5	1.457	No	Yes
NWD	NWFWMD	Bay	North Bay WWTF	FLA428523	BA	0.5	0.078	No	Yes
NWD	NWFWMD	Bay	St. Andrews WWTF	FL0020451	Unknown	5.00	3	No	No
NWD	NWFWMD	Bay	Millville AWT Facility	FL0170909	Unknown	5.00	2.1	No	No
NED	SJRWMD	Bradford	Starke WWTF	FL0028126	BA	0.98	0.731	Yes	Yes
NED	SRWMD	Bradford	Florida State Prison WWTF	FLA113450	BA	1.58	0.94	Yes	Yes
CD	SJRWMD	Brevard	Cape Canaveral WRF	FL0020541	HI	1.8	1.153	Yes	Yes
CD	SJRWMD	Brevard	Cocoa Beach WRF	FL0021105	HI	6	3.893	Yes	Yes
CD	SJRWMD	Brevard	Cocoa Water Reclamation Facility	FL0021521	HI	4.5	2.19	Yes	Yes
CD	SJRWMD	Brevard	Rockledge WWTF	FL0021571	HB	4.5	2.34	Yes	Yes
CD	SJRWMD	Brevard	BCUD – South Beaches WWTF	FL0040622	HI	8	6.247	Yes	Yes
CD	SJRWMD	Brevard	Melbourne/Grant Street	FL0041122	HB	5.5	3.15	Yes	Yes
CD	SJRWMD	Brevard	Barefoot Bay Advanced WWTF	FL0042293	HI	0.9	0.685	Yes	Yes
CD	SJRWMD	Brevard	BCUD – South Central Regional	FL0102679	HB	12	4.75	Yes	Yes
CD	SJRWMD	Brevard	Cape Canaveral Air Force Station Regional WWTF	FL0102920	BA	0.8	0.436	Yes	Yes

Florida Department of Environmental Protection  
2020 Reuse Inventory

DEP District Office	Water Management District	County	WWTP Name	Facility ID	WWTP Disinfection Level	WWTP Permitted Capacity (mgd)	WWTP Daily Annual Avg Flow (mgd)	WRCA	Reuse
CD	SJRWMD	Brevard	Titusville North - Osprey	FL0103268	HI	2.75	2.098	Yes	Yes
CD	SJRWMD	Brevard	Titusville Blue Heron WRF	FL0103349	HI	4	1.974	Yes	Yes
CD	SJRWMD	Brevard	BCUD/North Regional/John D. Wright	FLA010263	HI	0.99	0.282	Yes	Yes
CD	SJRWMD	Brevard	Melbourne – David B. Lee WWTF	FLA010323	HB	7	4.28	Yes	Yes
CD	SJRWMD	Brevard	Ray Bullard WRF	FLA010332	HI	3	1.9	Yes	Yes
CD	SJRWMD	Brevard	BCUD/Sykes Creek Regional WWTF	FLA102695	HI	6	3.05	Yes	Yes
CD	SJRWMD	Brevard	BCUD/Port St. John	FLA102750	HI	0.49	0.408	Yes	Yes
SED	SFWMD	Broward	Hollywood Southern Regional WWTF	FL0026255	BA	55.5	40.89	Yes	Yes
SED	SFWMD	Broward	Broward Co North Regional WWTP	FL0031771	HB	95	72	Yes	Yes
SED	SFWMD	Broward	City of Cooper City WWTP	FL0040398	HI	0.044	1.86	Yes	Yes
SED	SFWMD	Broward	Town of Davie WWTP	FL0040541	HI	4.85	2.04	Yes	Yes
SED	SFWMD	Broward	Sunrise Southwest WWTP	FLA013580	BA	0.99	0.247	Yes	Yes
SED	SFWMD	Broward	City of Pompano Beach Community Park Reuse	FLA013581	HI	7.5	2.909	Yes	Yes
SED	SFWMD	Broward	Fern Crest Utility	FLA013583	HI	0.6	0.423	Yes	Yes
SED	SFWMD	Broward	City of Miramar WWTF	FLA017025	HI	12.7	9.85	Yes	Yes
SED	SFWMD	Broward	Plantation Regional WWTP	FLA040401	HI	18.9	11.8628	Yes	Yes
SED	SFWMD	Broward	Sunrise No. 3 WWTP (Sawgrass)	FLA042641	HI	2	0.434	Yes	Yes
SED	SFWMD	Broward	Town of Davie WRF	FLA706736	HI	3.5	1.489	Yes	Yes
SED	SFWMD	Broward	City of Pembroke Pines WWTF	FLA013575	Unknown	10.45	7	Yes	No
SED	SFWMD	Broward	City of Margate West WWTF	FLA041289	Unknown	10.10	7.5	Yes	No
SED	SFWMD	Broward	Coral Springs Improvement District WWTF	FLA041301	Unknown	7.72	5.14	Yes	No
SED	SFWMD	Broward	Fort Lauderdale – G.T. Lohmeyer WWTF	FLA041378	Unknown	55.70	37.262	Yes	No
SED	SFWMD	Broward	Sunrise No. 1 WWTF (Springtree)	FLA041947	Unknown	11.50	8.36	Yes	No
NWD	NWFWMD	Calhoun	City of Blountstown WWTF	FL0026867	Unknown	1.50	0.387	No	No

Florida Department of Environmental Protection  
2020 Reuse Inventory

DEP District Office	Water Management District	County	WWTP Name	Facility ID	WWTP Disinfection Level	WWTP Permitted Capacity (mgd)	WWTP Daily Annual Avg Flow (mgd)	WRCA	Reuse
SD	SWFWMD	Charlotte	Charlotte County Utilities – Eastport WWTP	FL0040291	HI	6	4.392	Yes	Yes
SD	SWFWMD	Charlotte	Charlotte County Utilities – Westport WWTP	FLA014048	HI	1.2	0.707	Yes	Yes
SD	SWFWMD	Charlotte	Charlotte County Utilities – Burnt Store WWTP	FLA014083	HI	0.5	0.318	Yes	Yes
SD	SWFWMD	Charlotte	Rotonda WRF	FLA014098	HI	2	1.076	Yes	Yes
SD	SWFWMD	Charlotte	Englewood WWTF	FLA014126	HI	3.4	1.43	Yes	Yes
SD	SFWMD	Charlotte	Charlotte Correctional Institution WWTP	FLA014130	HI	0.25	0.231	Yes	Yes
SD	SWFWMD	Charlotte	Punta Gorda WWTF	FLA118371	Unknown	4.00	2.585	Yes	No
SWD	SWFWMD	Citrus	Brentwood Regional WWTF	FLA011844	BA	0.5	0.397	No	Yes
SWD	SWFWMD	Citrus	Meadowcrest WWTF	FLA011845	HI	2	0.702	No	Yes
SWD	SWFWMD	Citrus	City of Inverness WWTF	FLA011847	HI	1.5	0.53	No	Yes
SWD	SWFWMD	Citrus	City of Crystal River WWTF	FLA011848	BA	2.5	0.662	No	Yes
SWD	SWFWMD	Citrus	Beverly Hills WWTF	FLA011869	BA	0.575	0.464	No	Yes
SWD	SWFWMD	Citrus	Southwest Regional Water R. F. FKA Sugarmill Woods WWTF	FLA011903	BA	1.5	0.692	No	Yes
NED	SJRWMD	Clay	Green Cove Springs – Harbor Road WWTP	FL0020915	HI	0.75	0.493	Yes	Yes
NED	SJRWMD	Clay	Orange Park WWTF	FL0023922	BA	2.5	0.948	Yes	Yes
NED	SJRWMD	Clay	Ridaught Landing WWTF	FL0039721	HI	2.37	1.15	Yes	Yes
NED	SJRWMD	Clay	Fleming Island Regional WWTF	FL0043834	HI	4	2.215	Yes	Yes
NED	SJRWMD	Clay	Spencer	FL0173371	HI	4	1.53	Yes	Yes
NED	SJRWMD	Clay	Mid-Clay Regional WWTF	FLA011377	HI	2.08	0.862	Yes	Yes
NED	SJRWMD	Clay	Fang-Camp Blanding WWTF	FL0022853	Unknown	0.90	0.125	Yes	No
NED	SJRWMD	Clay	City of Green Cove Springs South WWTF	FL0030210	Unknown	0.50	0.27	Yes	No
SD	SFWMD	Collier	Naples WRF	FL0026271	HI	10	4.731	Yes	Yes
SD	SFWMD	Collier	Collier County South County WRF	FL0141356	HI	16	9.097	Yes	Yes



Florida Department of Environmental Protection  
2020 Reuse Inventory

DEP District Office	Water Management District	County	WWTP Name	Facility ID	WWTP Disinfection Level	WWTP Permitted Capacity (mgd)	WWTP Daily Annual Avg Flow (mgd)	WRCA	Reuse
SD	SFWMD	Collier	Collier County North County WRF	FL0141399	HI	24.1	10.377	Yes	Yes
SD	SFWMD	Collier	Immokalee WWTF	FLA014132	BA	4	1.83	Yes	Yes
SD	SFWMD	Collier	Marco Island Utilities WWTP	FLA014167	HI	4.92	2.451	Yes	Yes
SD	SFWMD	Collier	Everglades City WWTF	FLA027618	BA	0.16	0.069	Yes	Yes
SD	SFWMD	Collier	Port of the Islands - WRF	FLA141704	BA	0.2	0.136	Yes	Yes
SD	SFWMD	Collier	Golden Gate WWTP	FLA142140	HB	1.5	1.129	Yes	Yes
NED	SRWMD	Columbia	Columbia Correctional Institution WWTF	FLA011418	HB	0.525	0.399	Yes	Yes
NED	SRWMD	Columbia	St. Margaret WWTF	FLA113956	IM	3	1.72	Yes	Yes
NED	SRWMD	Columbia	Kicklighter WWTF	FLA758353	IM	3	0.43	Yes	Yes
SD	SWFWMD	DeSoto	William Tyson WWTP	FL0027511	HI	2	0.79	Yes	Yes
SD	SWFWMD	DeSoto	Desoto County Regional WWTP	FLA530808	BA	0.75	0.33	Yes	Yes
NED	SRWMD	Dixie	Cross City WWTF	FLA114201	BA	0.64	0.283	Yes	Yes
NED	SJRWMD	Duval	USN NAS Jacksonville	FL0000957	HI	2.3	0.583	Yes	Yes
NED	SJRWMD	Duval	Jacksonville Beach WWTF	FL0020231	BA	4.5	2.69	Yes	Yes
NED	SJRWMD	Duval	Mandarin WRF	FL0023493	HI	8.75	6.351	Yes	Yes
NED	SJRWMD	Duval	Buckman WWTF	FL0026000	BA	52.5	25.84	Yes	Yes
NED	SJRWMD	Duval	Arlington East WWTF	FL0026441	HI	25	19.97	Yes	Yes
NED	SJRWMD	Duval	District II WWTF	FL0026450	BA	10	5.69	Yes	Yes
NED	SJRWMD	Duval	Southwest District WWTF	FL0026468	BA	14	11.69	Yes	Yes
NED	SJRWMD	Duval	Julington Creek WRF	FL0043591	HI	1	0.91	Yes	Yes
NED	SJRWMD	Duval	Blacks Ford WRF	FL0174441	HI	6	4.908	Yes	Yes
NED	SJRWMD	Duval	Normandy Village Utility Company WWTF	FLA011517	BA	0.4	0.307	Yes	Yes
NED	SJRWMD	Duval	USN Mayport NS WWTF	FL0000922	Unknown	2.00	0.681	Yes	No
NED	SJRWMD	Duval	Neptune Beach WWTF	FL0020427	Unknown	0.90	0.55	Yes	No
NED	SJRWMD	Duval	JEA – Monterey WRF	FL0023604	Unknown	3.60	1.578	Yes	No
NED	SJRWMD	Duval	Town of Baldwin WWTF	FL0027812	Unknown	0.40	0.233	Yes	No
NWD	NWFWMD	Escambia	ECUA – Pensacola Beach	FL0024007	IM	2.832	0.877	No	Yes

Florida Department of Environmental Protection  
2020 Reuse Inventory

DEP District Office	Water Management District	County	WWTP Name	Facility ID	WWTP Disinfection Level	WWTP Permitted Capacity (mgd)	WWTP Daily Annual Avg Flow (mgd)	WRCA	Reuse
NWD	NWFWMD	Escambia	ECUA – Bayou Marcus WRF	FL0031801	BA	8.2	5.435	No	Yes
NWD	NWFWMD	Escambia	ECUA – Central WRF	FL0559351	HI	22.5	13.543	No	Yes
NWD	NWFWMD	Escambia	Town of Century WWTF	FL0032468	Unknown	0.68	0.428	No	No
NED	SJRWMD	Flagler	City of Bunnell WWTF – Michael J. Mikulka	FL0020907	HI	0.6	0.353	Yes	Yes
NED	SJRWMD	Flagler	Palm Coast WWTF	FL0116009	HI	6.83	5.673	Yes	Yes
NED	SJRWMD	Flagler	Palm Coast WWTF #2	FL0710008	HI	2	1.014	Yes	Yes
NED	SJRWMD	Flagler	Plantation Bay WWTF	FLA011597	BA	0.475	0.216	Yes	Yes
NED	SJRWMD	Flagler	Dunes CDD WWTF	FLA011602	HI	0.71	0.363	Yes	Yes
NED	SJRWMD	Flagler	City of Flagler Beach WWTF	FL0026611	Unknown	1.00	0.588	Yes	No
NED	SJRWMD	Flagler	Matanzas Shores WWTF	FLA011599	BA	0.322	2.181	No	Yes
NED	SJRWMD	Flagler	Beach Haven WWTF	FLA357171	HI	0.049	0.016	No	Yes
NWD	NWFWMD	Franklin	Apalachicola WWTF	FLA038857	HI	1	0.25	No	Yes
NWD	NWFWMD	Franklin	Kenneth B. Cope AWT Facility	FLA100641	HI	1.2	0.36	No	Yes
NWD	NWFWMD	Gadsden	City of Quincy	FL0029033	BA	1.5	0.96	No	Yes
NWD	NWFWMD	Gadsden	City of Gretna WWTP	FLA100781	HI	0.4	0.271	Yes	Yes
NWD	NWFWMD	Gadsden	Town of Havana STP	FLA100765	BA	0.4	0.161	No	Yes
NWD	NWFWMD	Gadsden	Gadsden East WWTF	FLA187941	BA	0.25	0.199	No	Yes
NWD	NWFWMD	Gadsden	City of Chattahoochee WWTF	FL0027669	Unknown	0.40	0.213	No	No
NWD	NWFWMD	Gadsden	Florida State Hospital WWTF	FL0031402	Unknown	1.30	0.347	No	No
NED	SRWMD	Gilchrist	Trenton WWTF	FLA011615	BA	0.2	0.132	Yes	Yes
NED	SRWMD	Gilchrist	Lancaster Correctional Institution WWTF	FLA011620	BA	0.25	0.09	Yes	Yes
NWD	NWFWMD	Gulf	City of Port St. Joe	FLA020206	HI	1.9	0.49	No	Yes
NWD	NWFWMD	Gulf	City of Wewahitchka WWTF	FL0020125	Unknown	0.33	0.133	No	No
NED	SRWMD	Hamilton	Jennings WWTF	FLA011623	BA	0.175	0.107	Yes	Yes
NED	SRWMD	Hamilton	White Springs WWTF	FLA116220	BA	0.15	0.0331	Yes	Yes
NED	SRWMD	Hamilton	SR - 6/I-75 WWTF	FLA649163	BA	0.125	0.0122	Yes	Yes
NED	SRWMD	Hamilton	City of Jasper WWTF	FL0027880	Unknown	1.20	0.692	Yes	No

Florida Department of Environmental Protection  
2020 Reuse Inventory

DEP District Office	Water Management District	County	WWTP Name	Facility ID	WWTP Disinfection Level	WWTP Permitted Capacity (mgd)	WWTP Daily Annual Avg Flow (mgd)	WRCA	Reuse
SWD	SWFWMD	Hardee	City of Wauchula WWTF	FLA119890	BA	1.2	0.534	Yes	Yes
SWD	SWFWMD	Hardee	City of Zolfo Springs WWTF	FLA119903	BA	0.29	0.112	Yes	Yes
SWD	SWFWMD	Hardee	City of Bowling Green WWTF	FLA119911	BA	0.32	0.187	Yes	Yes
SWD	SWFWMD	Hardee	Wauchula Hills WWTP	FLA290980	BA	0.36	0.115	Yes	Yes
SD	SFWMD	Hendry	City of Labelle WWTP #1	FLA014283	BA	0.75	0.377	Yes	Yes
SD	SFWMD	Hendry	Port Labelle WWTP	FLA014290	BA	0.499	0.187	Yes	Yes
SWD	SWFWMD	Hernando	Brookridge Subregional WWTP	FLA012028	BA	0.75	0.187	No	Yes
SWD	SWFWMD	Hernando	Ridge Manor Subregional WWTF	FLA012031	BA	0.75	0.248	No	Yes
SWD	SWFWMD	Hernando	William S. Smith Water Reclamation Facility	FLA012036	BA	8.723	1.01	No	Yes
SWD	SWFWMD	Hernando	Spring Hill WRF	FLA012043	HI	2.5	1.417	No	Yes
SWD	SWFWMD	Hernando	Glen Water Reclamation Facility	FLA012069	BA	3	1.054	No	Yes
SWD	SWFWMD	Hernando	Hernando County Airport WRF	FLA017223	BA	3.5	1.644	No	Yes
SD	SWFWMD	Highlands	City of Sebring Cemetery Road WWTP	FLA014311	BA	1.5	1.066	Yes	Yes
SD	SWFWMD	Highlands	Avon Park Water Pollution Control	FLA014313	BA	1.5	0.802	Yes	Yes
SD	SWFWMD	Highlands	Western Blvd WWTP	FLA014328	BA	0.2	0.094	Yes	Yes
SD	SWFWMD	Highlands	Tomoka Heights WWTP AKA Placid Utilities	FLA014329	BA	0.2	0.049	Yes	Yes
SD	SWFWMD	Highlands	Sun 'N Lake of Sebring Unit 23 WWTP	FLA014389	BA	0.7	0.304	Yes	Yes
SD	SWFWMD	Highlands	North Mainstreet WWTF	FLA281484	HI	0.249	0.104	Yes	Yes
SWD	SWFWMD	Hillsborough	Howard F. Curren AWWTP	FL0020940	HI	96	56.12	Yes	Yes
SWD	SWFWMD	Hillsborough	River Oaks AWWTP	FL0027821	HI	10	0.012	Yes	Yes
SWD	SWFWMD	Hillsborough	South County Regional AWWTP	FL0028061	HI	10	7.54	Yes	Yes
SWD	SWFWMD	Hillsborough	Falkenburg Road AWWTP	FL0040614	HI	12	9.88	Yes	Yes
SWD	SWFWMD	Hillsborough	Valrico AWWTF	FL0040983	HI	12	7.24	Yes	Yes
SWD	SWFWMD	Hillsborough	Northwest Regional WRF	FL0041670	HI	30	16.89	Yes	Yes
SWD	SWFWMD	Hillsborough	Rice Creek WWTF	FL0122076	IM	0.225	0.0845	Yes	Yes
SWD	SWFWMD	Hillsborough	Windemere Utility WWTP	FLA012138	BA	0.185	0.10792	Yes	Yes

Florida Department of Environmental Protection  
2020 Reuse Inventory

DEP District Office	Water Management District	County	WWTP Name	Facility ID	WWTP Disinfection Level	WWTP Permitted Capacity (mgd)	WWTP Daily Annual Avg Flow (mgd)	WRCA	Reuse
SWD	SWFWMD	Hillsborough	Van Dyke WWTP	FLA012234	HI	1.7	1.33	Yes	Yes
SWD	SWFWMD	Hillsborough	Country Meadows-Golden Lakes WWTP	FLA122246	HI	0.21	0.115	Yes	Yes
NWD	NFWWMD	Holmes	City of Bonifay WWTF	FL0027731	Unknown	1.40	0.514	No	No
SED	SFWMD	Indian River	IRCUD/West Regional WWTF	FL0041637	HI	6	2.108	Yes	Yes
SED	SFWMD	Indian River	IRCUD/Central (Gifford) WWTF	FLA010431	HI	4	2.214	Yes	Yes
SED	SFWMD	Indian River	IRCUD/South Regional WWTF	FLA010435	HI	2	0.767	Yes	Yes
SED	SFWMD	Indian River	IRCDUS/Blue Cypress	FLA010439	HI	0.017	0.0014	Yes	Yes
SED	SJRWMD	Indian River	Vero Beach WWTF	FLA021661	HI	4.5	3.449	Yes	Yes
NWD	NFWWMD	Jackson	Town of Sneads WWTF	FLA010115	BA	0.733	0.336	No	Yes
NWD	NFWWMD	Jackson	Jackson Correctional Institution	FLA010127	BA	0.275	0.1797	No	Yes
NWD	NFWWMD	Jackson	City of Marianna WWTP	FLA101141	BA	4	1.378	No	Yes
NWD	NFWWMD	Jackson	Cottontdale WWTP	FLA101168	BA	0.25	0.11	No	Yes
NWD	NFWWMD	Jackson	Town of Grand Ridge WWTF	FLA546429	BA	0.205	0.035	No	Yes
NWD	NFWWMD	Jackson	City of Graceville WWTF	FL0038555	Unknown	1.10	0.874	No	No
NWD	NFWWMD	Jefferson	City of Monticello WWTP	FL0027839	BA	0.8	0.2916	No	Yes
NWD	SRWMD	Jefferson	Jefferson Correctional Institution WWTF	FLA011642	HI	0.25	0.149	No	Yes
NED	SRWMD	Lafayette	Mayo Correctional Institution WWTF	FLA011646	BA	0.495	0.184	Yes	Yes
CD	SJRWMD	Lake	City of Umatilla WWTF	FLA010505	BA	0.3	0.154	Yes	Yes
CD	SJRWMD	Lake	Eustis Avenue WWTF	FLA010507	HI	2.4	1.438	Yes	Yes
CD	SJRWMD	Lake	Mt. Dora #1 WWTF	FLA010508	HI	1.5	0.676	Yes	Yes
CD	SJRWMD	Lake	Tavares/Woodlea Road WWTF	FLA010509	HI	3	1.482	Yes	Yes
CD	SJRWMD	Lake	Groveland/Sampey Rd. WWTF	FLA010513	HI	0.99	0.737	Yes	Yes
CD	SJRWMD	Lake	Clermont - East	FLA010515	HI	4	3.078	Yes	Yes
CD	SJRWMD	Lake	Water Oak Estates	FLA010529	BA	0.2	0.068	Yes	Yes
CD	SJRWMD	Lake	Clerbrook RV Resorts	FLA010538	BA	0.12	0.02	Yes	Yes
CD	SJRWMD	Lake	The Villages - Villages WWTF	FLA010555	HI	1.64	0.893	Yes	Yes
CD	SJRWMD	Lake	Pennbrooke WWTF	FLA010570	HI	0.18	0.065	Yes	Yes

Florida Department of Environmental Protection  
2020 Reuse Inventory

DEP District Office	Water Management District	County	WWTP Name	Facility ID	WWTP Disinfection Level	WWTP Permitted Capacity (mgd)	WWTP Daily Annual Avg Flow (mgd)	WRCA	Reuse
CD	SJRWMD	Lake	Lake Groves WWTF	FLA010630	HI	0.999	0.599	Yes	Yes
CD	SJRWMD	Lake	Southlake Utilities WWTF	FLA010634	BA	1.15	0.785	Yes	Yes
CD	SJRWMD	Lake	Groveland-Sunshine Parkway WWTF	FLA010656	HI	0.99	0.519	Yes	Yes
CD	SJRWMD	Lake	Mid Florida Lakes WWTF	FLA010657	BA	0.18	0.098	Yes	Yes
CD	SJRWMD	Lake	Lake Correctional Institution	FLA010660	BA	0.18	0.16	Yes	Yes
CD	SJRWMD	Lake	Leesburg/Canal St. WWTF	FLA105066	HI	3.5	2.2	Yes	Yes
CD	SJRWMD	Lake	Leesburg/Turnpike WWTF	FLA105147	HI	4.5	1	Yes	Yes
CD	SJRWMD	Lake	St. Johns River Utility WWTF	FLA187496	BA	0.3	0.142	Yes	Yes
CD	SJRWMD	Lake	Mt. Dora #2 - James Snell	FLA268542	HI	1.25	1.071	Yes	Yes
CD	SJRWMD	Lake	Eustis - Eastern WWTF	FLA295965	HI	1	0.159	Yes	Yes
CD	SJRWMD	Lake	Pine Island	FLA297631	HI	0.225	0.012	Yes	Yes
CD	SJRWMD	Lake	City of Minneola WWTF	FLA356344	HI	1	0.342	Yes	Yes
CD	SJRWMD	Lake	Lady Lake WWTF	FLA399761	HB	1	0.399	Yes	Yes
SD	SFWMD	Lee	Fort Myers Central WWTF	FL0021261	BA	11	5.62	Yes	Yes
SD	SFWMD	Lee	Everest Parkway WRF	FL0030007	HI	13.4	6.41	Yes	Yes
SD	SFWMD	Lee	Lee Co. – Fiesta Village	FL0039829	HI	5	4.03	Yes	Yes
SD	SFWMD	Lee	Sanibel - Donax WRF	FLA014430	HI	2.375	1.568	Yes	Yes
SD	SFWMD	Lee	Lake Fairways WWTP	FLA014463	HI	0.3	0.159	Yes	Yes
SD	SFWMD	Lee	Citrus Park North	FLA014477	BA	0.199	0.089	Yes	Yes
SD	SFWMD	Lee	Forest Utilities WWTP	FLA014478	HI	0.8	0.397	Yes	Yes
SD	SFWMD	Lee	Fiddlesticks Country Club	FLA014484	HI	0.15	0.07	Yes	Yes
SD	SFWMD	Lee	Eagle Ridge WWTP	FLA014498	HI	0.318	0.185	Yes	Yes
SD	SFWMD	Lee	Cross Creek WWTF	FLA014505	HI	0.249	0.122	Yes	Yes
SD	SFWMD	Lee	Hunter's Ridge WWTP	FLA014541	HI	0.1	0.0466	Yes	Yes
SD	SFWMD	Lee	Lee Co. – Gateway WRF	FLA014542	HI	3	1.476	Yes	Yes
SD	SFWMD	Lee	Del Prado WWTF	FLA014548	HI	4.25	2.01	Yes	Yes
SD	SFWMD	Lee	Karle Environmental Facility	FLAB07078	BA	0.048	0.018	Yes	Yes
SD	SFWMD	Lee	Lehigh Acres WWTF	FLA014565	HB	2.76	1.964	Yes	Yes

Florida Department of Environmental Protection  
2020 Reuse Inventory

DEP District Office	Water Management District	County	WWTP Name	Facility ID	WWTP Disinfection Level	WWTP Permitted Capacity (mgd)	WWTP Daily Annual Avg Flow (mgd)	WRCA	Reuse
SD	SWFWMD	Lee	Gasparilla Island WWTF	FLA014641	HI	0.705	0.421	Yes	Yes
SD	SFWMD	Lee	South Seas Plantation	FLA014686	HI	0.264	0.145	Yes	Yes
SD	SFWMD	Lee	Lee Co. – Fort Myers Beach	FLA144215	HI	6	3.2	Yes	Yes
SD	SFWMD	Lee	Lee Co. – Three Oaks WWTF	FLA145190	HI	6	3.715	Yes	Yes
SD	SFWMD	Lee	Lee Co. – Pine Island WWTF	FLA176460	HI	0.383	0.131	Yes	Yes
SD	SFWMD	Lee	Southwest WRF	FLA455458	HI	15	6.87	Yes	Yes
SD	SFWMD	Lee	Fort Myers South AWWT Facility	FL0021270	Unknown	12.00	7.41	Yes	No
NWD	NWFWMD	Leon	T.P. Smith Water Reclamation Facility	FLA010139	HI	26.5	18.638	No	Yes
NWD	NWFWMD	Leon	Sandstone Ranch WWTF	FLA010167	BA	0.0707	0.016	No	Yes
NWD	NWFWMD	Leon	Lake Jackson WWTP	FLA010171	BA	0.5	0.325	No	Yes
NWD	NWFWMD	Leon	Killearn Lakes WWTP	FLA010173	BA	0.826	0.433	No	Yes
NED	SRWMD	Levy	Cedar Key WRF	FL0031216	HI	0.18	0.9	No	Yes
NED	SRWMD	Levy	Chiefland WWTF	FLA011648	BA	0.475	0.261	Yes	Yes
NED	SWFWMD	Levy	Williston WWTF	FLA012612	BA	0.45	0.216	No	Yes
NWD	NWFWMD	Liberty	Bristol WWTF	FLA284602	LL	0.25	0.117	No	Yes
SWD	SWFWMD	Manatee	Bradenton WWTF	FL0021369	HI	9	5.916	No	Yes
SWD	SWFWMD	Manatee	Palmetto WWTF	FL0020401	HI	2.4	1.484	Yes	Yes
SWD	SWFWMD	Manatee	Manatee County North Regional WRF	FLA012617	HI	7.5	3.8	Yes	Yes
SWD	SWFWMD	Manatee	Manatee County Southeast Regional WWTF	FLA012618	HI	11	7.8	Yes	Yes
SWD	SWFWMD	Manatee	Manatee County Southwest Regional WWTP	FLA012619	HI	15	10	No	Yes
CD	SJRWMD	Marion	City of Belleview WWTP	FLA010678	HI	0.76	0.45	Yes	Yes
CD	SJRWMD	Marion	Ocala WRF #2	FLA010680	HB	6.6	3.946	Yes	Yes
CD	SJRWMD	Marion	Marion Co. – Stonecrest WWTF	FLA010741	BA	1	0.193	Yes	Yes
CD	SJRWMD	Marion	Marion Correctional Institute WWTF	FLA010789	HI	0.724	0.58	Yes	Yes
CD	SJRWMD	Marion	Marion Co. – Silver Springs Shores	FLA296651	HB	2	1.228	Yes	Yes

Florida Department of Environmental Protection  
2020 Reuse Inventory

DEP District Office	Water Management District	County	WWTP Name	Facility ID	WWTP Disinfection Level	WWTP Permitted Capacity (mgd)	WWTP Daily Annual Avg Flow (mgd)	WRCA	Reuse
CD	SWFWMD	Marion	On Top of the World/Bay Laurel	FLA012683	HI	1.25	0.66	No	Yes
CD	SWFWMD	Marion	Rainbow Springs Fifth Replat WWTF	FLA012693	BA	0.23	0.165	No	Yes
CD	SWFWMD	Marion	Marion Co. – Oak Run	FLA012697	HB	1.6	0.921	No	Yes
CD	SWFWMD	Marion	City of Dunnellon WWTF	FLA126594	BA	0.49	0.172	No	Yes
CD	SWFWMD	Marion	Ocala WRF #3	FLA190268	HI	4.43	2.285	No	Yes
CD	SWFWMD	Marion	Juliette Falls WWTF	FLA490415	HI	0.126	0	No	Yes
SED	SFWMD	Martin	Martin Co. – Tropical Farms WWTF	FL0043214	HI	5.9	3.937	Yes	Yes
SED	SFWMD	Martin	South Martin Regional Util. (FKA Hydratech) WWTF	FLA013859	HI	1.4	0.887	Yes	Yes
SED	SFWMD	Martin	Martin Correctional Institute	FLA013881	HI	0.37	0.325	Yes	Yes
SED	SFWMD	Martin	Sailfish Point WWTF	FLA017466	HI	0.25	0.0784	Yes	Yes
SED	SFWMD	Martin	Indiantown Company WWTF	FLA029939	HB	0.75	0.319	Yes	Yes
SED	SFWMD	Martin	City of Stuart	FLA041459	HI	4	1.813	Yes	Yes
SED	SFWMD	Martin	Martin Co. Utilities – North WWTF	FLA043192	HI	2.76	1.389	Yes	Yes
SED	SFWMD	Miami-Dade	MDWASA Central District WWTF	FL0024805	HB	143	112.92	Yes	Yes
SED	SFWMD	Miami-Dade	MDWASD North District WWTP	FL0032182	HB	120	101.68	Yes	Yes
SED	SFWMD	Miami-Dade	City of Homestead	FLA013609	HI	4.5	5.233	Yes	Yes
SED	SFWMD	Miami-Dade	MDWASA South District WWTF	FLA042137	HI	112.5	98.14	Yes	Yes
SED	SFWMD	Miami-Dade	Cricket Club Condominium	FLA013637	Unknown	0.11	0.0068	Yes	No
SED	SFWMD	Miami-Dade	Americana Village Condominium Association, Inc.	FLA013641	Unknown	0.20	0.12	Yes	No
SD	SFWMD	Monroe	Fort Pierce Utilities Authority	FLA013951	HI	0.849	0.567	Yes	Yes
SD	SFWMD	Monroe	City of Key Colony Beach WWTF	FLA014720	HI	0.34	0.21	Yes	Yes
SD	SFWMD	Monroe	North Key Largo WWTP	FLA015009	HI	0.499	0.253	Yes	Yes
SD	SFWMD	Monroe	Marathon Area 5 WWTF	FLA187364	HB	0.45	0.315	Yes	Yes
SD	SFWMD	Monroe	Marathon Area 4 WWTF	FLA550973	HI	0.4	0.245	Yes	Yes
SD	SFWMD	Monroe	Big Coppitt WWTP	FLA567591	HB	0.411	0.318	Yes	Yes
SD	SFWMD	Monroe	Marathon Area 3 WWTF	FLA642851	HI	0.25	0.176	Yes	Yes

Florida Department of Environmental Protection  
2020 Reuse Inventory

DEP District Office	Water Management District	County	WWTP Name	Facility ID	WWTP Disinfection Level	WWTP Permitted Capacity (mgd)	WWTP Daily Annual Avg Flow (mgd)	WRCA	Reuse
SD	SFWMD	Monroe	Marathon Area 7 WWTF	FLA705250	HI	0.2	0.046	Yes	Yes
SD	SFWMD	Monroe	Key Haven Utility	FLA014867	Unknown	0.20	0.005	Yes	No
SD	SFWMD	Monroe	Key West – Richard A. Heyman WWTF	FLA147222	Unknown	10.00	4.4	Yes	No
SD	SFWMD	Monroe	Key Largo WWTF	FLA370967	Unknown	2.30	1.64	Yes	No
SD	SFWMD	Monroe	City of Marathon – Area 6	FLA579033	Unknown	0.20	0.076	Yes	No
SD	SFWMD	Monroe	Cudjoe Key AWWTP	FLA671932	Unknown	0.84	0.454	Yes	No
SD	SFWMD	Monroe	Duck Key WWTP	FLA014772	HI	0.274	0.125	No	Yes
NED	SJRWMD	Nassau	Hilliard WWTF	FL0043079	BA	0.48	0.263	Yes	Yes
NED	SJRWMD	Nassau	Nassau Regional WWTF	FL0116793	HI	2	1.403	Yes	Yes
NED	SJRWMD	Nassau	Nassau Amelia Utilities WWTF	FLA011688	HI	0.95	0.769	Yes	Yes
NED	SJRWMD	Nassau	City of Fernandina Beach WWTF	FL0027260	Unknown	3.50	1.625	Yes	No
NED	SJRWMD	Nassau	Town of Callahan WWTF	FL0038407	Unknown	0.50	0.142	Yes	No
NWD	NWFWMD	Okaloosa	Hurlburt Field Air Force Base	FL0003174	HI	1	0.519	No	Yes
NWD	NWFWMD	Okaloosa	Jerry D. Mitchem WRF at Bob Sikes Industrial Park	FLA010181	BA	0.391	0.129	No	Yes
NWD	NWFWMD	Okaloosa	Crestview WWTP	FLA010193	BA	2.75	1.68	No	Yes
NWD	NWFWMD	Okaloosa	Russell F.W. Stephenson WWTF	FLA010182	BA	0.98	0.52	Yes	Yes
NWD	NWFWMD	Okaloosa	Niceville NV Regional WWTP	FLA010185	HB	3.35	1.82	Yes	Yes
NWD	NWFWMD	Okaloosa	Mary Esther WWTP	FLA010191	BA	1.1	0.405	Yes	Yes
NWD	NWFWMD	Okaloosa	George F. French Water Reclamation Facility	FLA010194	HI	6	3.312	Yes	Yes
NWD	NWFWMD	Okaloosa	Arbennie Pritchett Water Reclamation Facility	FLA485942	HI	15	7.3	No	Yes
SED	SFWMD	Okeechobee	Okeechobee Correctional WWTF	FLA013940	BA	2	0.212	Yes	Yes
CD	SJRWMD	Orange	Winter Garden WWTF	FL0020109	HB	4.75	3.89	Yes	Yes
CD	SJRWMD	Orange	OCUD-Eastern WRF	FL0038849	HB	24	22.92	Yes	Yes
CD	SJRWMD	Orange	Conserv II Distribution Center	FLA010795	HB	80.9	0.39	Yes	Yes
CD	SJRWMD	Orange	OCUD-Northwest WRF	FLA010798	HI	11.25	5.963	Yes	Yes
CD	SFWMD	Orange	Orlando - Conserv II WRF	FLA010814	HI	21	14.196	Yes	Yes
CD	SJRWMD	Orange	Ocoee WWTF	FLA010815	HB	3	1.7	Yes	Yes



Florida Department of Environmental Protection  
2020 Reuse Inventory

DEP District Office	Water Management District	County	WWTP Name	Facility ID	WWTP Disinfection Level	WWTP Permitted Capacity (mgd)	WWTP Daily Annual Avg Flow (mgd)	WRCA	Reuse
CD	SFWMD	Orange	Orlando – Water Conserv I	FLA010816	HI	7.5	5.39	Yes	Yes
CD	SJRWMD	Orange	Apopka WRF - Project Arrow	FLA010818	HI	8	2.915	Yes	Yes
CD	SJRWMD	Orange	Winter Park Estates WWTF	FLA010819	HI	0.75	0.513	Yes	Yes
CD	SJRWMD	Orange	Fairways Country Club WWTF	FLA010823	HI	0.15	0.138	Yes	Yes
CD	SJRWMD	Orange	Gulfstream Harbor WWTF	FLA010835	BA	0.1	0.043	Yes	Yes
CD	SJRWMD	Orange	Rock Springs MHP WWTF	FLA010871	BA	0.15	0.101	Yes	Yes
CD	SJRWMD	Orange	Wedgfield WWTF	FLA010900	HI	0.33	0.222	Yes	Yes
CD	SJRWMD	Orange	Whispering Pines MHP	FLA010978	HB	0.08	2.044	Yes	Yes
CD	SJRWMD	Orange	OCUD/South WRF	FLA107972	HI	43	15.313	Yes	Yes
CD	SFWMD	Orange	Reedy Creek Improvement District	FLA108219	HI	20	11.258	Yes	Yes
CD	SFWMD	Osceola	TWA – Walnut Drive WRF	FL0036862	IM	0.85	0.809	Yes	Yes
CD	SFWMD	Osceola	TWA – South Bermuda	FLA010957	HI	13	11.615	Yes	Yes
CD	SFWMD	Osceola	TWA – Sandhill Road WWTF	FLA010958	HI	6	4.114	Yes	Yes
CD	SFWMD	Osceola	TWA – Parkway WWTF	FLA010960	HI	1.5	1.028	Yes	Yes
CD	SFWMD	Osceola	St. Cloud – Southside #2 WWTF	FLA010962	HI	7.6	4.039	Yes	Yes
CD	SJRWMD	Osceola	Good Samaritan Retirement Village WWTF	FLA010974	HI	0.3	0.153	Yes	Yes
CD	SFWMD	Osceola	TWA – Lake Marion	FLA010979	HI	1.5	1.665	Yes	Yes
CD	SFWMD	Osceola	TWA – Camelot S/D WWTF	FLA010983	HI	5	3.528	Yes	Yes
CD	SFWMD	Osceola	TWA – Cypress West	FLA109843	HI	3	2.797	Yes	Yes
CD	SFWMD	Osceola	TWA – Harmony Community Dev. District WWTF	FLA267872	BA	0.499	0.222	Yes	Yes
SED	SFWMD	Palm Beach	City of Boca Raton WWTP	FL0026344	HI	17.5	15.976	Yes	Yes
SED	SFWMD	Palm Beach	Loxahatchee Env. Control Dist. WWTP	FL0034649	HI	11	7.133	Yes	Yes
SED	SFWMD	Palm Beach	South Central Regional WWTP	FL0035980	HB	24	17.42	Yes	Yes
SED	SFWMD	Palm Beach	Seacoast Utilities Authority PGA Regional WWTF	FL0038768	HI	12	7.79	Yes	Yes

Florida Department of Environmental Protection  
2020 Reuse Inventory

DEP District Office	Water Management District	County	WWTP Name	Facility ID	WWTP Disinfection Level	WWTP Permitted Capacity (mgd)	WWTP Daily Annual Avg Flow (mgd)	WRCA	Reuse
SED	SFWMD	Palm Beach	Palm Beach County Southern Region Water Reclamation Facility	FL0041424	HI	35	21.51	Yes	Yes
SED	SFWMD	Palm Beach	Central Region Reclaimed Water facility	FL0471275	HI	3	0.369	Yes	Yes
SED	SFWMD	Palm Beach	Western Region WWTP	FLA027740	BA	6.5	2.944	Yes	Yes
SED	SFWMD	Palm Beach	East Central Regional WWTP	FLA041360	HB	70	44.27	Yes	Yes
SED	SFWMD	Palm Beach	Village of Wellington WWTP	FLA042595	HI	6.5	3.45	Yes	Yes
SED	SFWMD	Palm Beach	Western Region North WWTP	FLA136778	BA	1.2	0.843	Yes	Yes
SWD	SWFWMD	Pasco	City of New Port Richey WWTF	FL0127434	HI	7.5	5.277	Yes	Yes
SWD	SWFWMD	Pasco	Land O' Lakes Subregional WWTP	FLA012731	HI	3.5	2.293	Yes	Yes
SWD	SWFWMD	Pasco	Embassy Hills Subregional WWTF	FLA012735	HI	3.5	1.609	Yes	Yes
SWD	SWFWMD	Pasco	Southeast Pasco Subregional WWTF	FLA012737	HI	3	2.922	Yes	Yes
SWD	SWFWMD	Pasco	Shady Hills Subregional WWTF	FLA012741	HI	14	8.277	Yes	Yes
SWD	SWFWMD	Pasco	City of Zephyrhills	FLA012744	HI	3.85	1.711	Yes	Yes
SWD	SWFWMD	Pasco	Seven Springs WWTF	FLA012752	HI	3.089	1.784	Yes	Yes
SWD	SWFWMD	Pasco	Jasmine Lakes WWTF	FLA012768	BA	0.308	0.291	Yes	Yes
SWD	SWFWMD	Pasco	Palm Terrace Gardens	FLA012773	BA	0.13	0.11	Yes	Yes
SWD	SWFWMD	Pasco	Forest Lake Estates WWTP	FLA012801	BA	0.216	0.052	Yes	Yes
SWD	SWFWMD	Pasco	Travelers Rest WWTF	FLA012831	HI	0.1	0.033	Yes	Yes
SWD	SWFWMD	Pasco	Wesley Center Subregional WWTF	FLA016094	HI	6	5.382	Yes	Yes
SWD	SWFWMD	Pinellas	City of Dunedin Mainland	FL0021326	HI	6	4.4	Yes	Yes
SWD	SWFWMD	Pinellas	City of Clearwater Marshall Street WRF	FL0021857	HI	10	5.555	Yes	Yes
SWD	SWFWMD	Pinellas	City of Clearwater East AWWTP	FL0021865	HI	5	3.21	Yes	Yes
SWD	SWFWMD	Pinellas	City of Largo	FL0026603	HI	18	11.76	Yes	Yes
SWD	SWFWMD	Pinellas	City of Oldsmar AWWTF	FL0027651	HI	2.25	1.515	Yes	Yes
SWD	SWFWMD	Pinellas	City of Tarpon Springs	FL0030406	HI	4	2	Yes	Yes
SWD	SWFWMD	Pinellas	South Cross Bayou WRF	FL0040436	HI	33	22.24	Yes	Yes

Florida Department of Environmental Protection  
2020 Reuse Inventory

DEP District Office	Water Management District	County	WWTP Name	Facility ID	WWTP Disinfection Level	WWTP Permitted Capacity (mgd)	WWTP Daily Annual Avg Flow (mgd)	WRCA	Reuse
SWD	SWFWMD	Pinellas	William E. Dunn WRF	FL0128775	HI	9	7.153	Yes	Yes
SWD	SWFWMD	Pinellas	City of Clearwater Northeast WRF	FL0128937	HI	13.5	5.6623	Yes	Yes
SWD	SWFWMD	Pinellas	On Top of the World	FLA012905	HI	0.6	0.445	Yes	Yes
SWD	SWFWMD	Pinellas	St. Petersburg Northwest WRF	FLA128821	HI	20	8.9	Yes	Yes
SWD	SWFWMD	Pinellas	St. Petersburg Albert Whitted WRF	FLA128830	HI	12.4	0	Yes	Yes
SWD	SWFWMD	Pinellas	City of St. Petersburg Southwest WRF	FLA128848	HI	20	14.68	Yes	Yes
SWD	SWFWMD	Pinellas	St. Petersburg Northeast WRF	FLA128856	HI	16	7.49	Yes	Yes
SWD	SWFWMD	Pinellas	Mid-County WWTF	FL0034789	Unknown	0.90	0.9	Yes	No
SWD	SWFWMD	Polk	Auburndale Allred WWTP	FL0021466	HI	1.4	0.656	Yes	Yes
SWD	SWFWMD	Polk	City of Winter Haven WWTP #3	FL0036048	HB	7.5	4.06	Yes	Yes
SWD	SWFWMD	Polk	City of Lakeland – Glendale WRF	FL0039772	BA	13.7	7.62	Yes	Yes
SWD	SWFWMD	Polk	Northeast Regional WWTF	FL0A00002	HI	4.75	3.5	Yes	Yes
SWD	SWFWMD	Polk	Sun Ray WWTP	FLA012949	BA	1	0.359	Yes	Yes
SWD	SWFWMD	Polk	Southwest Regional WWTP	FLA012954	HB	3.125	2.136	Yes	Yes
SWD	SWFWMD	Polk	Waverly WWTF	FLA012968	BA	0.13	0.035	Yes	Yes
SWD	SWFWMD	Polk	City of Lake Alfred WWTF	FLA012975	HI	0.9	0.675	Yes	Yes
SWD	SWFWMD	Polk	City of Bartow	FLA012976	BA	4	2.26	Yes	Yes
SWD	SWFWMD	Polk	Haines City WWTP	FLA012977	HI	2.97	1.977	Yes	Yes
SWD	SWFWMD	Polk	City of Lakeland – Northside WRF	FLA012985	BA	8	3.87	Yes	Yes
SWD	SWFWMD	Polk	Grenelefe Resort Center	FLA013016	BA	0.34	0.13	Yes	Yes
SWD	SWFWMD	Polk	Cypress Lakes WWTP	FLA013123	HI	0.19	0.113	Yes	Yes
SWD	SWFWMD	Polk	City of Fort Meade	FLA016529	BA	1	0.501	Yes	Yes
SWD	SWFWMD	Polk	City of Auburndale – Regional WWTP	FLA016559	HI	2.67	1.769	Yes	Yes
SWD	SFWMD	Polk	Gold Coast Utility WWTF	FLA110434	BA	0.25	0.0954	Yes	Yes
SWD	SWFWMD	Polk	City of Winter Haven WWTP #2	FLA129747	HI	1.7	1.248	Yes	Yes
SWD	SWFWMD	Polk	City of Lake Wales WWTP	FLA129844	HI	2.19	1.145	Yes	Yes
SWD	SWFWMD	Polk	Northwest Regional WWTF	FLA178667	HI	1.515	1.091	Yes	Yes

Florida Department of Environmental Protection  
2020 Reuse Inventory

DEP District Office	Water Management District	County	WWTP Name	Facility ID	WWTP Disinfection Level	WWTP Permitted Capacity (mgd)	WWTP Daily Annual Avg Flow (mgd)	WRCA	Reuse
SWD	SWFWMD	Polk	Cardinal Hill WWTF	FLA489093	BA	0.285	140	Yes	Yes
SWD	SFWMD	Polk	Avon Park Correctional Institute	FL0040029	Unknown	0.50	0.233	Yes	No
NED	SJRWMD	Putnam	Crescent City WWTF	FL0021610	BA	0.35	0.089	Yes	Yes
NED	SJRWMD	Putnam	City of Palatka	FL0040061	HB	3.5	1.43	Yes	Yes
NED	SJRWMD	Putnam	River Park MHP WWTF	FLA117218	HI	0.1	0.0395	Yes	Yes
NWD	NFWWMD	Santa Rosa	Milton WWTF	FL0021903	HI	2.5	1.84	No	Yes
NWD	NFWWMD	Santa Rosa	Navarre Beach WWTP	FL0023981	BA	0.932	0.307	No	Yes
NWD	NFWWMD	Santa Rosa	Pace Water System, Inc. WWTF	FL0102202	HI	2.1	1.575	No	Yes
NWD	NFWWMD	Santa Rosa	Town of Jay WWTP	FLA010206	BA	0.12	0.052	No	Yes
NWD	NFWWMD	Santa Rosa	Sundial Utilities (Hwy 191)	FLA016779	BA	0.25	0.111	No	Yes
NWD	NFWWMD	Santa Rosa	Holley-Navarre Wastewater Treatment Facility	FLA010211	HI	2.99	1.592	Yes	Yes
SD	SWFWMD	Sarasota	City of Sarasota AWWTP	FL0040771	HI	10.2	6.69	No	Yes
SD	SWFWMD	Sarasota	Venice Eastside WWTP	FL0041441	HI	8	3.191	Yes	Yes
SD	SWFWMD	Sarasota	Bee Ridge WRF	FLA013372	HI	12	6.74	Yes	Yes
SD	SWFWMD	Sarasota	City of North Port WWTF	FLA013378	HI	4.99	2.5	Yes	Yes
SD	SWFWMD	Sarasota	Central County WRF	FLA013455	HI	8	5.38	Yes	Yes
SD	SWFWMD	Sarasota	Venice Gardens Water Reclamation Facility	FLA043494	HI	3	2.52	Yes	Yes
SD	SWFWMD	Sarasota	Southwest WRF	FLA984841	HB	4	0.407	Yes	Yes
CD	SJRWMD	Seminole	Sanford/North WWTF	FL0020141	HI	7.3	5.819	Yes	Yes
CD	SJRWMD	Seminole	Altamonte Springs Regional WRF	FL0033251	HB	12.5	7.03	Yes	Yes
CD	SJRWMD	Seminole	Wekiva Hunt Club WWTF	FL0036251	HI	2.9	1.981	Yes	Yes
CD	SJRWMD	Seminole	Orlando – Iron Bridge	FL0037966	HI	40	5.265	Yes	Yes
CD	SJRWMD	Seminole	Casselberry WRF	FLA011066	HI	2.2	0.726	Yes	Yes
CD	SJRWMD	Seminole	Oviedo WRF	FLA011074	HI	2.4	1.717	Yes	Yes
CD	SJRWMD	Seminole	Chuluota WWTF	FLA011076	HI	0.25	0.191	Yes	Yes
CD	SJRWMD	Seminole	Palm Valley MHP WWTF	FLA011085	HI	0.15	0.095	Yes	Yes
CD	SJRWMD	Seminole	Seminole Co. – Greenwood Lakes	FLA011086	HI	3	2.271	Yes	Yes

Florida Department of Environmental Protection  
2020 Reuse Inventory

DEP District Office	Water Management District	County	WWTP Name	Facility ID	WWTP Disinfection Level	WWTP Permitted Capacity (mgd)	WWTP Daily Annual Avg Flow (mgd)	WRCA	Reuse
CD	SJRWMD	Seminole	Seminole Co. – Northwest	FLA042625	HB	3.5	2.327	Yes	Yes
CD	SJRWMD	Seminole	Sanford/South WRF #2	FLA181714	HI	3	1.516	Yes	Yes
NED	SJRWMD	St. Johns	State Road 16 WWTF	FL0043109	HI	0.98	0.59	No	Yes
NED	SJRWMD	St. Johns	North Beach Utilities WWTF	FLA011765	BA	0.364	0.271	No	Yes
NED	SJRWMD	St. Johns	St. Augustine WWTF No 1	FL0021938	BA	4.95	3.552	Yes	Yes
NED	SJRWMD	St. Johns	Anastasia Island WWTF	FL0038831	HI	4.95	2.794	Yes	Yes
NED	SJRWMD	St. Johns	Players Club South WWTF	FL0044245	HI	2.4	0.432	Yes	Yes
NED	SJRWMD	St. Johns	Marsh Landing WWTF	FL0044253	HI	0.8	0.642	Yes	Yes
NED	SJRWMD	St. Johns	State Road 207 WWTF	FL0117471	HI	0.25	0.134	Yes	Yes
NED	SJRWMD	St. Johns	Sawgrass WWTF	FL0117897	HI	1.5	0.843	Yes	Yes
NED	SJRWMD	St. Johns	Ponte Vedra WRF	FL0117951	HI	0.8	0.538	Yes	Yes
NED	SJRWMD	St. Johns	Northwest Wastewater Treatment Plant	FL0670651	HI	3	1.251	Yes	Yes
NED	SJRWMD	St. Johns	Town of Hastings WWTF	FL0042315	Unknown	0.12	0.096	Yes	No
SED	SFWMD	St. Lucie	Fort Pierce Utility Authority WWTF	FL0027278	BA	10	5.0244	Yes	Yes
SED	SFWMD	St. Lucie	SLCUD South Hutchinson Island Water Reclamation Facility	FL0139475	HB	1.6	0.41	Yes	Yes
SED	SFWMD	St. Lucie	SLCU North Hutchinson Island WWTF	FLA013946	HB	0.85	0.283	Yes	Yes
SED	SFWMD	St. Lucie	St. Lucie County Utilities Holiday Pines WWTF	FLA013969	HB	0.033	0.123	Yes	Yes
SED	SFWMD	St. Lucie	Spanish Lakes Country Club	FLA013977	BA	0.16	0.98	Yes	Yes
SED	SFWMD	St. Lucie	Meadowood Community Association Inc. WWTF	FLA013982	HI	0.105	0.043	Yes	Yes
SED	SFWMD	St. Lucie	St. Lucie West Utilities, Inc.	FLA013993	HI	2.13	1.399	Yes	Yes
SED	SFWMD	St. Lucie	Spanish Lakes Fairways WWTF	FLA013998	HI	0.25	0.112	Yes	Yes
SED	SFWMD	St. Lucie	Port St. Lucie Utility Westport WWTF	FLA139653	HI	6	5.065	Yes	Yes
CD	SWFWMD	Sumter	City of Wildwood WWTP	FLA516708	HI	1.96	1.15	No	Yes
CD	SWFWMD	Sumter	City of Wildwood WWTP	FLA013497	HI	3.55	1.215	No	Yes

Florida Department of Environmental Protection  
2020 Reuse Inventory

DEP District Office	Water Management District	County	WWTP Name	Facility ID	WWTP Disinfection Level	WWTP Permitted Capacity (mgd)	WWTP Daily Annual Avg Flow (mgd)	WRCA	Reuse
SWD	SWFWMD	Sumter	Sumter Correctional Institution WWTF	FLA013558	HI	0.35	0.284	No	Yes
CD	SWFWMD	Sumter	The Villages – Little Sumter Utility Co. WWTF	FLA017133	HI	3	1.536	No	Yes
CD	SWFWMD	Sumter	Continental Country Club	FLA043699	BA	0.2	0.104	No	Yes
CD	SWFWMD	Sumter	City of Bushnell – David Hanson WWTP	FLA188697	BA	0.5	0.281	No	Yes
CD	SWFWMD	Sumter	North Sumter Utility Company WWTF	FLA281581	HI	2.8	2.04	No	Yes
CD	SWFWMD	Sumter	North Sumter Utility Company WWTF	FLA516708	HI	2.8	1.97	No	Yes
CD	SWFWMD	Sumter	Central Sumter Utility Company WWTF	FLA499951	HI	1.6	1.28	No	Yes
CD	SWFWMD	Sumter	Central Sumter Utility Company WWTF	FLA516708	HI	1.6	1.24	No	Yes
NED	SRWMD	Suwannee	Live Oak WWTF	FLA011805	HB	2.21	0.883	Yes	Yes
NED	SRWMD	Suwannee	Advent Christian Village WWTF	FLA011819	BA	0.21	0.052	Yes	Yes
NED	SRWMD	Taylor	Perry WWTF	FL0026387	HI	1.25	0.8582	No	Yes
NED	SRWMD	Taylor	Taylor Correctional Institution WWTF	FLA011831	BA	0.4	0.151	No	Yes
NED	SJRWMD	Union	City of Lake Butler WWTF	FLA118338	BA	0.7	0.466	Yes	Yes
CD	SJRWMD	Volusia	Deland/Wiley M. Nash Water Reclamation Facility	FL0020303	HI	6	3.74	Yes	Yes
CD	SJRWMD	Volusia	Ormond Beach WWTF	FL0020532	HI	8	4.61	Yes	Yes
CD	SJRWMD	Volusia	Port Orange WWTF	FL0020559	HB	12	6.892	Yes	Yes
CD	SJRWMD	Volusia	City of Edgewater WWTF	FL0021431	HI	2.75	1.698	Yes	Yes
CD	SJRWMD	Volusia	Daytona Beach/Bethune Point WRF	FL0025984	HI	13	4.6	Yes	Yes
CD	SJRWMD	Volusia	Holly Hill WRF	FL0027677	HI	2.4	1.89	Yes	Yes
CD	SJRWMD	Volusia	Daytona Beach Westside Regional WRF	FL0111392	HI	15	6.1	Yes	Yes
CD	SJRWMD	Volusia	New Smyrna Beach Water Reclamation Facility	FL0172090	HI	7	3.64	Yes	Yes
CD	SJRWMD	Volusia	VC/Southwest WWTF-2	FLA011121	HI	0.6	0.252	Yes	Yes

Florida Department of Environmental Protection  
2020 Reuse Inventory

DEP District Office	Water Management District	County	WWTP Name	Facility ID	WWTP Disinfection Level	WWTP Permitted Capacity (mgd)	WWTP Daily Annual Avg Flow (mgd)	WRCA	Reuse
CD	SJRWMD	Volusia	VC/Southwest Regional WWTF-1	FLA011128	HI	2.341	1.622	Yes	Yes
CD	SJRWMD	Volusia	VC/ Halifax Plantation WWTF-8	FLA011131	HI	0.3	0.167	Yes	Yes
CD	SJRWMD	Volusia	VC/Southeast WWTF-7	FLA017413	HI	0.52	0.222	Yes	Yes
CD	SJRWMD	Volusia	Deltona Lakes	FLA111724	HI	1.4	0.587	Yes	Yes
CD	SJRWMD	Volusia	Deltona Eastern	FLA709883	HI	1	0.486	Yes	Yes
NWD	NWFWMD	Wakulla	Wakulla County WWTF	FLA010225	BA	1.2	0.619	No	Yes
NWD	NWFWMD	Wakulla	Winco Utilities, Inc WWTP	FLA016544	BA	0.495	0.302	No	Yes
NWD	NWFWMD	Wakulla	St. Marks WWTF	FLA102318	BA	0.1	0.041	No	Yes
NWD	NWFWMD	Walton	Walton Correctional Institution WWTP	FLA010254	BA	0.23	0.178	No	Yes
NWD	NWFWMD	Walton	City of DeFuniak Springs WWTP	FLA102440	BA	1.5	0.7	No	Yes
NWD	NWFWMD	Walton	Walton County Commerce Park at Mossy Head WWTF	FLA689637	BA	0.25	0.023	No	Yes
NWD	NWFWMD	Walton	City of Freeport WWTF	FLA010245	BA	0.6	0.443	Yes	Yes
NWD	NWFWMD	Walton	Sandestin WWTP	FLA010251	HB	4	1.692	Yes	Yes
NWD	NWFWMD	Walton	Point Washington WWTF	FLA010252	HB	4	1.533	Yes	Yes
NWD	NWFWMD	Walton	Seacrest WWTF	FLA183555	HB	4	0.366	Yes	Yes
NWD	NWFWMD	Washington	Chipley WWTF	FLA027570	HI	1.2	0.736	No	Yes
NWD	NWFWMD	Washington	City of Vernon WWTF	FLA102563	BA	0.206	0.076	No	Yes