



## **2024 Reuse Inventory**

**Wastewater Management Program  
Division of Water Resource Management  
Florida Department of Environmental Protection  
September 2025**



# 2024 Reuse Inventory

## Table of Contents

Executive Summary .....	1
Abbreviations Used in the 2024 Reuse Inventory Report and Appendices .....	2
DEP District Offices .....	2
Water Management Districts .....	2
Disinfection Levels .....	2
Reuse Types .....	2
Reuse Sub-types .....	3
Parts of Chapter 62-610, F.A.C. ....	3
Charges for Use of Reclaimed Water .....	3
Definitions of Terms in the 2024 Reuse Inventory Report and Appendices .....	4
Disposal Types and Sub-types .....	4
Other Definitions .....	4
Purpose.....	7
Inventory Design.....	7
Results.....	7
Reuse Facilities .....	7
Disposal Facilities .....	8
All Facilities .....	8
Table 1a. Summary of Reuse Facilities/Systems(a) and Reuse Customers by DEP District. ....	10



Table 1b. Summary of Reuse Facilities/Systems(a) and Reuse Customers by Water Management District.....	10
Table 2. Summary of Reuse Activities. ....	11
Figure 1: Reclaimed Water Utilization by Flow.....	12
Table 3a. Reuse Flows (mgd) for Reuse Types by DEP District.....	13
Table 3b. Reuse Flows (mgd) for Reuse Types by Water Management District. ....	13
Table 4a. Capacity and Flow Ratios by DEP District.....	14
Table 4b. Capacity and Flow Ratios by Water Management District. ....	14
Table 5. County Capacity and Flow Ratios. ....	15
Table 6. Per Capita Reuse Information.....	17
Figure 2: Map of Per Capita Reuse Flow by County.....	19
Supplemental Water Supplies .....	19
Efficient and Effective Water Reuse.....	19
Table 7a. Summary of Offset and Recharge Flows by DEP District.....	20
Table 7b. Summary of Offset and Recharge Flows by Water Management District. ....	21
Table 7c. County Offset and Recharge Flows Due to Water Reuse. ....	22
Table 7d. Summary of County Offset and Recharge Flows Due to Water Reuse.....	24
Water Resource Caution Areas .....	25
Table 8. Reuse Activity in Water Resource Caution Areas.....	25
Cross-Connection Control .....	25
Previous Inventories and Trends.....	26
Table 9. Summary of DEP Reuse Inventories (2001 to Present).....	26
Figure 3: Florida’s Reuse Growth.....	27



Reuse Webpage.....	28
References.....	28
Appendices.....	31
Appendix A. Reuse Systems in the Inventory .....	31
Appendix B. Domestic Wastewater Treatment Facilities That Provided Reuse Reports.....	49
Appendix C. Supplemental Water Supplies.....	70
Appendix D. Reclaimed Water Utilization.....	128
Appendix E. Public Access Reuse Customers and Cooling Towers .....	248
Appendix F. Domestic Wastewater Treatment Facilities (0.1 mgd and greater) with No Reuse.....	269
Appendix G. Cross-Connection Control Activities .....	275
Appendix H. All Domestic Wastewater Treatment Facilities Included in the 2024 Reuse Inventory Report.....	295

## Executive Summary

Chapter 62-610, Florida Administrative Code (F.A.C.), requires owners/permittees of domestic wastewater facilities having permitted capacities of 0.1 million gallons per day (mgd) and above that provide reclaimed water for reuse to submit annual reuse reports to the Florida Department of Environmental Protection (DEP). Revisions to Chapter 62-610, F.A.C., in 2021 required owners to submit the reports electronically using the DEP Business Portal. These annual reports are the basis for the *2024 Reuse Inventory* report.

The *2024 Reuse Inventory* includes all active domestic wastewater treatment facilities having permitted capacities of 0.1 mgd or greater that submitted timely reports to DEP. This threshold is also the minimum treatment plant capacity that is required by Chapter 62-610, F.A.C., for facilities that provide reclaimed water for irrigation of public access areas (e.g., parks and golf courses).

Submittals of completed DEP Form 62-610.300(3)(a)2 were due from facilities on Jan. 1, 2025. These forms covered a reporting period of Oct. 1, 2023, through Sept. 30, 2024. Information submitted on the forms was entered into DEP's wastewater facility regulation (WAFR) database. DEP received 91% of the 2024 forms that were required to be submitted. The *2024 Reuse Inventory* was compiled using the information submitted by facilities in these forms, as well as flow data and other information for facilities not engaged in reuse activities that were obtained from WAFR.

## Abbreviations Used in the 2024 Reuse Inventory Report and Appendices

### DEP District Offices

NED	Northeast District (Jacksonville)
NWD	Northwest District (Pensacola)
CD	Central District (Orlando)
SED	Southeast District (West Palm Beach)
SWD	Southwest District (Temple Terrace)
SD	South District (Fort Myers)

### Water Management Districts

NFWMD	Northwest Florida Water Management District (Havana)
SFWMD	South Florida Water Management District (West Palm Beach)
SJRWMD	St. Johns River Water Management District (Palatka)
SRWMD	Suwannee River Water Management District (Live Oak)
SWFWMD	Southwest Florida Water Management District (Brooksville)

### Disinfection Levels

HI	High-level disinfection, as described in subsection 62-600.440(6), F.A.C.
IM	Intermediate disinfection, as described in subsection 62-600.440(7), F.A.C.
BA	Basic disinfection, as described in subsection 62-600.440(5), F.A.C.
LL	Low-level disinfection, as described in subsection 62-600.440(8), F.A.C.
HB	Combination of high-level and basic disinfection
NA	Information not available

### Reuse Types

PAA&LI	Public access areas and landscape irrigation
AI	Agricultural irrigation (including edible crops as well as crops used for feed and fodder grown on sprayfields)
GWR&IPR	Ground water recharge and indirect potable reuse
IND	Industrial
TF	Toilet flushing
FP	Fire protection
WL	Wetlands
OTH	Other (other permitted uses either not fitting reuse types above or not specified in rule)

## Reuse Sub-types

GCI	Golf course irrigation
RI	Residential irrigation
OPAA	Other public access areas
EC	Edible crops
OC	Other crops (i.e., sprayfields)
RIB	Rapid infiltration basins
AF	Absorption fields
SWA	Surface water augmentation
INJ	Injection
ATP	At treatment plant
AOF	At other facilities
OTH	Other (including decorative fountains, commercial laundries, cleaning of roads and sidewalks, vehicle washing, concrete making and other permitted uses not specified in rule)

## Parts of Chapter 62-610, F.A.C.

II	Slow-rate Land Application Systems; Restricted Public Access
III	Slow-rate Land Application Systems; Public Access Areas, Residential Irrigation and Edible Crops
IV	Rapid-rate Land Application Systems (Rapid Infiltration Basins and Absorption Fields)
V	Ground Water Recharge and Indirect Potable Reuse
VII	Industrial Uses of Reclaimed Water

## Charges for Use of Reclaimed Water

NRES	Non-residential
RES	Residential

## Definitions of Terms in the 2024 Reuse Inventory Report and Appendices

### Disposal Types and Sub-types

- **Deep well injection** – Deep subsurface emplacement of effluent through a well typically permitted under Chapter 62-528, F.A.C., Underground Injection Control (UIC) Program.
- **Surface water discharges** – National Pollutant Discharge Elimination System (NPDES) permitted discharge.
- **Wetlands** – NPDES permitted discharge to wetlands, when not considered reuse per section 62-610.810(2)(g), F.A.C., is typically permitted under Chapter 62-611, F.A.C., Wetlands Application.
- **Coastal or estuarine waters** – NPDES permitted discharge to Class II or Class III predominately marine surface waters.
- **Ocean outfall** – NPDES permitted discharge to open ocean waters, per section 62-600.520, F.A.C.
- **Other surface waters** – NPDES permitted discharge to surface waters not otherwise specified, most typically Class III predominately fresh water such as rivers, lakes and streams/canals when not considered reuse pursuant to section 62-610.810, F.A.C.
- **Other** – Methods of effluent disposal not otherwise specified that do not qualify as reuse pursuant to section 62-610.810, F.A.C., including continuously loaded percolation ponds and overland flow systems.

### Other Definitions

*(The following terms are defined for the purposes of this document only.)*

- **Absorption field** – A restricted access, slow-rate land application system using subsurface application for recharge to the surficial ground water.
- **Aquifer storage and recovery (ASR)** – The injection of reclaimed water into a subsurface formation for storage and recovery of the stored reclaimed water for beneficial purposes at a later date.
- **Cross-connection** – Any temporary or permanent physical arrangement where a public water supply is connected, either directly or indirectly, with any other water supply system, such as a reclaimed water system.
- **Domestic wastewater** – Wastewater derived principally from dwellings, business buildings, institutions and the like. Domestic wastewater is also known as sanitary wastewater, sewage, and in some cases, municipal wastewater.



- **Feed and fodder crops** – Crops such as grass, hay and rye that are cut and carried to domesticated livestock as food.
- **Potable quality water offset** – The amount of potable quality water (Class F-I, G-I or G-II ground water or water meeting drinking water standards) saved through the use of reclaimed water expressed as a percentage of the total reclaimed water used. These percentages for each reuse activity are taken from Table 5, Relative Desirability of Reuse Activities, in the *2003 Water Reuse for Florida: Strategies for Effective Use of Reclaimed Water*.
- **Public access area** – An area that is intended to be accessible to the general public such as a golf course, cemetery, park, landscape area, hotel, motel or highway median. Public access areas include private property and residential dwellings that are not open to the public at large. For purposes of this report, “general public” does not include authorized treatment plant, utility system or reuse system (e.g., sprayfield site, industrial facility, farm, etc.) personnel.
- **Recharge fraction** – The portion of reclaimed water used in a reuse system that recharges an underlying potable quality ground water (Class F-I, G-I or G-II ground water) that is used for potable supply or augments a Class I surface water expressed as a percentage of the total reclaimed water used.
- **Reclaimed water** – Water that has received at least secondary treatment and basic disinfection and is reused after flowing out of a domestic wastewater treatment facility.
- **Reuse** – The deliberate application of reclaimed water in compliance with DEP rules for a beneficial purpose. Criteria used to classify projects as "reuse" are located in section 62-610.810, F.A.C.
- **Reuse capacity** – The permitted capacity or maximum amount of reclaimed water that a reuse system can accommodate or distribute; capacities are reported in terms of mgd, unless otherwise noted.
- **Reuse facility** – A domestic wastewater treatment facility utilized for the purpose of treating, stabilizing or holding wastes that provides reclaimed water to one or more reuse systems.
- **Reuse flow** – The actual flow or amount of reclaimed water being distributed to a reuse system or utilized for a reuse activity on an average annual basis; flows are reported in terms of mgd unless otherwise noted.
- **Reuse system** – A domestic wastewater facility or multiple facilities utilized for the release of reclaimed water into the environment. Criteria used to classify activities as “reuse” or “effluent disposal” are located in section 62-610.810, F.A.C. Please note: reuse systems may also, by special contract, send and receive reclaimed water to and from other separately owned, operated and permitted reuse systems.

- **Utility** – An owner/operator of a domestic wastewater treatment facility and/or reuse system. A utility can be a public (e.g., JEA, Lee County, City of Sanibel, etc.) or private (e.g., Toho Water Authority) entity operating one or more reuse facilities/systems within that entity’s jurisdiction or area.
- **WAFR ID** – An acronym for Wastewater Facilities Regulation Identification, a unique identification number assigned by DEP to each domestic wastewater treatment facility or master reuse system; it is also the first part of each facility’s permit number. Note: a WAFR ID beginning with “FL0” indicates that a facility has NPDES-permitted surface water discharge, while “FLA” indicates that the facility does not.
- **Wastewater treatment facility (WWTF) capacity** – The permitted capacity or maximum amount of wastewater that a wastewater treatment facility can treat; capacities are reported in terms of mgd unless otherwise noted.
- **WWTF flow** – The actual flow or amount of wastewater that flows through a wastewater treatment facility on an average annual basis; flows are reported in terms of mgd unless otherwise noted.

## Purpose

Water conservation and the promotion of reuse of reclaimed water have been established in sections 403.064 and 373.250, Florida Statutes (F.S.), as formal state objectives. Florida maintains the largest and most comprehensive inventories of permitted reuse systems in the country. This inventory is updated annually and enables monitoring of the state's efforts to encourage and promote reuse of reclaimed water in Florida. The information contained in the inventory also gives municipalities and utilities interested in developing reuse programs access to other communities and utilities that have already implemented such programs.

## Inventory Design

The *2024 Reuse Inventory* includes information on all active domestic wastewater treatment facilities having permitted capacities of 0.1 mgd or greater that submitted timely reports to DEP. This threshold is also the minimum treatment plant capacity that is required by Chapter 62-610, F.A.C., for facilities that provide reclaimed water for irrigation of public access areas, such as parks and golf courses.

Chapter 62-610, F.A.C., also requires submittal of annual reuse reports on DEP Form 62-610.300(3)(a)2 by owners (permittees) of domestic wastewater facilities having permitted capacities of 0.1 mgd and greater that provide reclaimed water for reuse. These annual reports are the basis for this inventory.

Submittals of completed DEP Form 62-610.300(3)(a)2 were due from facilities on Jan. 1, 2025. These forms covered a reporting period of Oct. 1, 2023, through Sept. 30, 2024. Information submitted on the forms was entered into DEP's WAFR database. DEP received 91% of the 2024 forms that were required to be submitted. The *2024 Reuse Inventory* was compiled using the information submitted by facilities in these forms, as well as flow data and other information for facilities not engaged in reuse activities that were obtained from DEP's WAFR database.

## Results

### Reuse Facilities

A total of 363 domestic wastewater treatment facilities reported making reclaimed water available for reuse in 2024. These facilities had a permitted WWTF capacity totaling 2,661 mgd and treated 1,708 mgd of domestic wastewater. Approximately 958 mgd of reclaimed water from these facilities was reused for beneficial purposes. These facilities served 387 reuse systems, which are listed in Appendix A. The total reuse capacity associated with the reuse systems was 2,726 mgd. Appendices B<sup>1</sup> and D

---

<sup>1</sup> Some facilities listed in Appendix B are assigned to the county in which the reuse system is located.

provide information on these reuse facilities and reuse systems<sup>2</sup>, as well as their reuse and disposal activities.

Reclaimed water from these systems was used to irrigate 591,834 residences, 519 golf courses, 1,049 parks and 409 schools. Appendix E provides details on the numbers and types of public access reuse customers, including cooling towers and unique uses for reclaimed water. Tables 1a and 1b summarize the data in terms of the number of reuse facilities and reuse systems in each DEP district and water management district, as well as the breakdown of certain public access reuse activities, such as number of residences, golf courses, parks and schools irrigated by reclaimed water.

Table 2 provides a summary of reuse activities by reuse type, including the number of reuse systems, capacity, flow and area for each reuse subtype. Irrigation of areas accessible to the public represented about 57% of the 958 mgd of reclaimed water reused. Figure 1 shows the percentage of reclaimed water utilization by flow for each reuse type. Tables 3a and 3b compare the types of reclaimed water utilization in each DEP district and water management district, respectively.

Approximately 4,229 acres of edible crops on 156 farms were reported to be irrigated with reclaimed water. Edible crop farmland has historically been dedicated to the production of citrus (e.g., oranges, tangerines, grapefruit, etc.).

## Disposal Facilities

There were approximately 120 active domestic wastewater treatment facilities having permitted capacities of 0.1 mgd or greater that reported not providing reuse of any kind during this reporting period. These facilities had a total WWTF capacity of 1,165 mgd and treated 375 mgd of domestic wastewater. Appendix F provides information on facilities that engaged in disposal activities only.

## All Facilities

The 447 domestic wastewater treatment facilities that submitted a timely report to DEP had a total WWTF capacity of 2,661 mgd and treated 1,709 mgd of domestic wastewater. Appendix B provides information on all these facilities.

The 958 mgd of reclaimed water reused for beneficial purposes mentioned above represents approximately 56% of the total domestic wastewater flow in the state. Tables 4a and 4b provide the reuse capacity and flow ratios for each DEP district and water management district, respectively.

Table 5 provides a summary, by county, of the total domestic wastewater treatment plant and reuse capacities and flows for all facilities included in this report, the ratio of the reuse capacity to wastewater treatment plant capacity and the ratio of the reuse flow to total WWTF flow.

---

<sup>2</sup> See “Other Definitions” on pages 4-6 for an explanation of the terms “reuse facility” and “reuse system” as defined in this report.

The statewide average reuse flow per capita, including population served by onsite sewage treatment and disposal systems (i.e., septic tanks), was 33.76 gallons per day of reuse per person. Table 6 shows the per capita reuse capacities and reuse flows for each county in Florida. The per capita usage is based on 2024 population estimates from the *Florida Estimates of Population 2024* (University of Florida Bureau of Economic and Business Research, April 1, 2024). Figure 2 shows the map of Florida's counties color-coded by range of reuse flow per capita.

**Table 1a. Summary of Reuse Facilities/Systems(a) and Reuse Customers by DEP District.**

DEP District <sup>(b)</sup>	No. of Treatment Facilities Providing Reuse <sup>(c)</sup>	No. of Reuse Systems <sup>(c)</sup>	No. of Residences Irrigated	No. of Golf Courses Irrigated	No. of Parks Irrigated	No. of Schools Irrigated	No. of Cooling Towers <sup>(d)</sup>
Central (Orlando)	116	122	204,982	163	470	135	20
Northeast (Jacksonville)	58	50	60,243	43	35	10	3
Northwest (Pensacola)	51	52	5,828	18	18	8	5
Southeast (West Palm Beach)	34	44	49,943	82	85	41	5
South (Fort Myers)	49	61	107,282	115	112	39	7
Southwest (Temple Terrace)	55	60	163,556	98	329	176	35
<b>2024 Totals</b>	363	387	591,834	519	1,049	409	75
<b>2023 Totals</b>	380	331	655,171	536	1,104	417	81
<b>Percent Change</b>	-4.47%	16.92%	-9.67%	-3.17%	-4.98%	-1.92%	-7.41%

**Table 1b. Summary of Reuse Facilities/Systems(a) and Reuse Customers by Water Management District.**

Water Management District <sup>(b)</sup>	No. of Treatment Facilities Providing Reuse <sup>(c)</sup>	No. of Reuse Systems <sup>(c)</sup>	No. of Residences Irrigated	No. of Golf Courses Irrigated	No. of Parks Irrigated	No. of Schools Irrigated	No. of Cooling Towers <sup>(d)</sup>
Northwest Florida	50	51	5,828	18	18	8	5
South Florida	85	97	193,197	182	387	102	20
St. Johns River	138	135	209,048	118	270	116	13
Suwannee River	13	13	0	2	1	0	1
Southwest Florida	77	93	183,761	199	373	183	36
<b>2024 Totals</b>	363	387	591,834	519	1,049	409	75
<b>2023 Totals</b>	299	331	655,171	536	1,104	417	81
<b>Percent Change</b>	21.40%	16.92%	-9.67%	-3.17%	-4.98%	-1.92%	-7.41%

Notes:

- (a) See “Other Definitions” on pages 4-6 for an explanation of the terms “reuse facility” and “reuse system” as used in this report.
- (b) A few reuse systems are physically located across jurisdictional boundaries (i.e., across more than one water management district, DEP district or county). Due to the design of the database, all the reuse systems’ reuse flows are attributed to the jurisdiction in which the majority of the reuse system is located.
- (c) The number of treatment facilities providing reuse (Appendix B) is greater than the number of reuse systems (Appendix A) because in several cases, multiple treatment facilities serve one reuse system. Furthermore, a treatment facility may send reclaimed water to more than one reuse system; while these facilities will be listed more than once in Appendix B, they are only counted once in the total number of facilities providing reuse.
- (d) The number of cooling towers includes once-through cooling towers at power plants as well as other commercial use cooling towers.

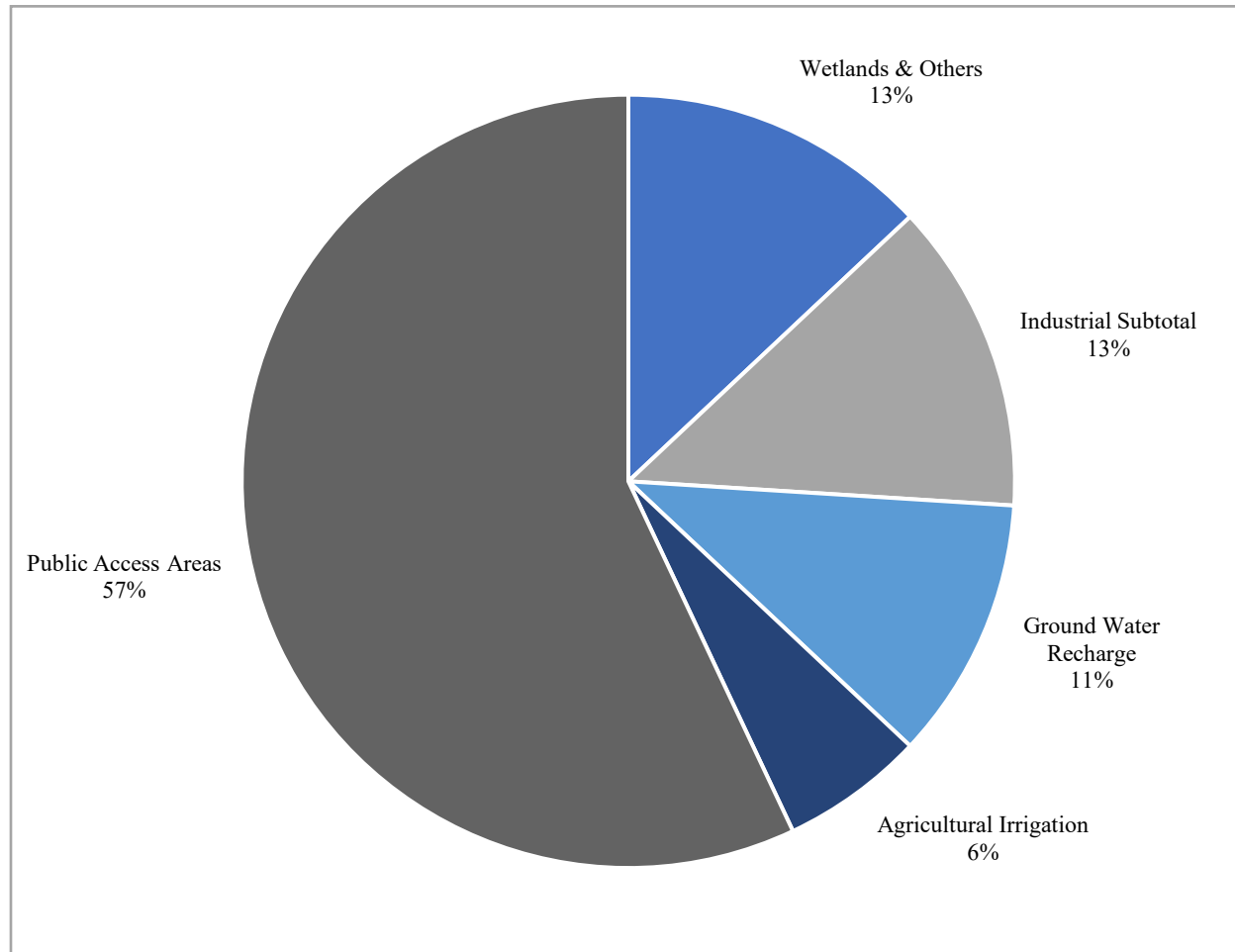
**Table 2. Summary of Reuse Activities.**

Reuse Type	Number of Systems <sup>(a)</sup>	Reuse Capacity <sup>(b)</sup> (mgd)	Reuse Flow <sup>(b)</sup> (mgd)	Reported Area <sup>(b)</sup> (acres)
Golf course irrigation	248	345.5	123.9	66,969.6
Residential irrigation	223	578.9	303.7	194,707.2
Other public access areas	230	469.3	117.1	70,757.4
<b>Public Access Areas &amp; Landscape Irrigation Subtotal</b>	701	1,393.7	544.7	332,434.2
Edible crops	156	39.4	12.9	4,229.2
Other crops	192	172.5	47.3	21,551.0
<b>Agricultural Irrigation Subtotal</b>	348	212.0	60.1	25,780.2
Rapid infiltration basins	251	235.1	84.5	9,814.6
Absorption fields	165	4.8	1.9	246.2
Surface water augmentation	150	0.6	0.4	100.0
Injection	151	49.4	19.7	0.0
<b>Ground Water Recharge &amp; Indirect Potable Reuse Subtotal</b>	717	289.9	106.5	10,160.8
At treatment plant	203	135.5	67.0	887.0
At other facilities	168	132.9	57.9	3,476.3
<b>Industrial Subtotal</b>	371	268.3	124.9	4,363.3
<b>Toilet Flushing</b>	152	0.6	0.1	NA
<b>Fire Protection</b>	0	0.0	0.0	NA
<b>Wetlands</b>	160	152.7	71.9	9,273.2
<b>Other Uses</b>	157	204.5	49.6	17,644.4
<b>2024 Totals</b>	2,606	2,521.7 <sup>(c)</sup>	957.81	399,656.2
<b>2023 Totals</b>	2,337	2,496.5 <sup>(c)</sup>	890.51	332,877.1
<b>Percent Change</b>	11.51%	1.01%	7.62%	20.06%

Notes:

- (a) The numbers of systems are not additive since a single system may engage in one or more reuse activities.
- (b) Discrepancies in column totals are due to internal rounding associated with the development of this summary table; totals presented in table are calculated without rounding individual values.
- (c) The totals were based on self-reported data provided in the annual report submissions.

**Figure 1: Reclaimed Water Utilization by Flow.**



Note: Agriculture irrigation includes edible crops as well as feed and fodder crops (e.g., spray fields).



**Table 3a. Reuse Flows (mgd) for Reuse Types by DEP District.**

DEP District	Public Access Areas	Agricultural Irrigation	Ground Water Recharge	Industrial	Other <sup>(b)</sup>	Totals
Central (Orlando)	192.39	22.34	47.03	10.92	89.71	362.38
Northeast (Jacksonville)	44.47	3.90	12.05	11.82	5.61	77.85
Northwest (Pensacola)	15.97	28.34	12.16	13.67	13.12	83.26
Southeast (West Palm Beach)	60.39	0.57	5.90	48.92	6.25	122.04
South (Fort Myers)	105.30	1.66	5.38	1.79	1.76	115.89
Southwest (Temple Terrace)	126.22	3.33	24.03	37.73	5.08	196.39
<b>2024 Totals<sup>(a)</sup></b>	<b>544.73</b>	<b>60.14</b>	<b>106.55</b>	<b>124.85</b>	<b>121.54</b>	<b>957.81</b>
<b>2023 Totals</b>	515.86	59.62	73.62	114.09	127.33	890.51
<b>Percent Change</b>	5.60%	0.87%	44.73%	9.43%	-4.55%	7.56%

**Table 3b. Reuse Flows (mgd) for Reuse Types by Water Management District.**

Water Management District	Public Access Areas	Agricultural Irrigation	Ground Water Recharge	Industrial	Other <sup>(b)</sup>	Totals
Northwest Florida	15.97	28.21	12.16	13.67	13.09	83.09
South Florida	200.56	14.24	39.93	51.15	43.64	349.52
St. Johns River	169.37	8.21	24.65	21.41	54.74	278.38
Suwannee River	0.07	4.04	0.73	0.07	0.03	4.95
Southwest Florida	158.75	5.45	29.08	38.54	10.05	241.88
<b>2024 Totals<sup>(a)</sup></b>	<b>544.73</b>	<b>60.14</b>	<b>106.55</b>	<b>124.85</b>	<b>121.54</b>	<b>957.81</b>
<b>2023 Totals</b>	515.86	59.62	73.62	114.09	127.33	890.51
<b>Percent Change</b>	5.60%	0.87%	44.73%	9.43%	-4.55%	7.6%

Notes:

- (a) Any discrepancies in totals are due to rounding associated with developing this summary table; totals presented in table are calculated without rounding individual values.
- (b) Includes wetlands, fire protection, toilet flushing and all “other uses.”

**Table 4a. Capacity and Flow Ratios by DEP District.**

DEP District	Reuse Capacity (mgd)	Total WWTF Capacity <sup>(b)</sup> (mgd)	Capacity Ratio <sup>(c)</sup>	Reuse Flow (mgd)	Total WWTF Flow <sup>(b)</sup> (mgd)	Flow Ratio <sup>(d)</sup>
Central (Orlando)	570.09	693.47	0.82	362.38	383.35	0.95
Northeast (Jacksonville)	151.49	222.94	0.68	77.85	148.96	0.52
Northwest (Pensacola)	163.90	177.10	0.93	83.26	92.79	0.90
Southeast (West Palm Beach)	409.17	894.66	0.46	122.04	673.46	0.18
South (Fort Myers)	152.25	213.70	0.71	115.89	121.90	0.95
Southwest (Temple Terrace)	214.03	476.86	0.45	196.39	288.02	0.68
<b>2024 Totals<sup>(a)</sup></b>	<b>1,643.43</b>	<b>2,661.23</b>	<b>0.62</b>	<b>957.81</b>	<b>1,708.48</b>	<b>0.56<sup>(g)</sup></b>

**Table 4b. Capacity and Flow Ratios by Water Management District.**

Water Management District	Reuse Capacity (mgd) <sup>(b)</sup>	Total WWTF Capacity <sup>(c)</sup> (mgd)	Capacity Ratio <sup>(d)</sup>	Reuse Flow (mgd)	Total WWTF Flow <sup>(c)</sup> (mgd)	Flow Ratio <sup>(e)</sup>	Reuse Flow that Replaces Potable-Quality Water <sup>(f)</sup> (mgd)	Flow Ratio for Reuse that Replaces Potable-Quality Water <sup>(g)</sup>
Northwest Florida	163.65	176.85	0.93	83.09	92.62	0.90	29.64	0.32
South Florida	800.23	1,340.27	0.60	349.52	912.27	0.38	264.19	0.29
St. Johns River	413.71	607.71	0.68	278.38	369.55	0.75	191.11	0.52
Suwannee River	9.43	9.43	1.00	4.95	4.92	1.00	0.18	0.04
Southwest Florida	273.90	544.47	0.50	241.88	329.13	0.73	197.44	0.60
<b>2024 Totals<sup>(a)</sup></b>	<b>1,643.43</b>	<b>2,661.23</b>	<b>0.62</b>	<b>957.81</b>	<b>1,708.48</b>	<b>0.56</b>	<b>682.55</b>	<b>0.40<sup>(h)</sup></b>

Notes:

- (a) Discrepancies in totaling the columns are due to internal rounding associated with the development of this table; totals presented in table are calculated without rounding individual values.
- (b) These totals were extracted from data available in the state-maintained database and included only facilities that submitted a timely report and are permitted for reuse.
- (c) Totals include the WWTF capacity and flow of facilities 0.1 mgd or greater that do not provide reuse.
- (d) Capacity ratio = reuse capacity/total WWTF capacity. Capacity ratios greater than 1.0 (i.e., greater than 100%) indicate the utility(ies) may employ several reuse options, making the reuse capacity greater than the WWTF capacity.
- (e) Flow ratio = reuse flow/total WWTF flow.
- (f) Reuse flow that replaces potable-quality water includes flows for public access irrigation, irrigation of edible crops, toilet flushing, fire protection and industrial uses. Not included in this flow calculation are agriculture irrigation of other crops, absorption fields, rapid infiltration basins, wetlands and industrial reuse at the WWTF.
- (g) Flow ratio for reuse that replaces potable-quality water = reuse flow that replaces potable-quality water/total WWTF flow.
- (h) State average.

**Table 5. County Capacity and Flow Ratios.**

County	Total WWTF Capacity (mgd) <sup>(a)</sup>	Total WWTF Flow (mgd) <sup>(a)</sup>	Reuse Capacity (mgd)	Reuse Flow (mgd)	Capacity Ratio <sup>(b)</sup>	Flow Ratio <sup>(c)</sup>
Alachua	27.76	20.94	33.53	19.91	1.21	0.95
Baker	0.32	0.12	0.24	0.12	0.76	1.00
Bay	21.50	12.25	23.58	7.92	1.10	0.65
Bradford	1.58	0.71	1.58	0.71	1.00	1.00
Brevard	69.75	40.30	179.45	26.83	2.57	0.67
Broward	223.20	163.87	34.60	16.00	0.16	0.10
Calhoun	0.00	0.00	0.00	0.00	0.00	0.00
Charlotte	18.35	12.86	20.37	8.09	1.11	0.63
Citrus	8.61	4.03	13.12	4.02	1.52	1.00
Clay	21.91	10.70	24.65	9.12	1.13	0.85
Collier	62.53	34.26	44.53	24.86	0.71	0.73
Columbia	0.00	0.00	0.00	0.00	0.00	0.00
DeSoto	0.00	0.00	0.00	0.00	0.00	0.00
Dixie	0.64	0.25	64.00	0.47	100.00	1.87
Duval	125.45	86.43	95.36	25.60	0.76	0.30
Escambia	34.37	20.78	49.67	20.07	1.45	0.97
Flagler	18.02	10.70	26.05	10.26	1.45	0.96
Franklin	0.30	0.12	0.30	0.12	1.00	1.00
Gadsden	2.57	1.48	1.68	0.59	0.65	0.40
Gilchrist	0.25	0.11	0.25	0.11	1.00	1.00
Glades	0.41	0.17	0.81	0.17	2.00	1.00
Gulf	0.35	0.19	0.35	0.19	1.00	1.00
Hamilton	0.15	0.05	0.00	0.00	0.00	0.00
Hardee	2.38	1.39	2.38	1.39	1.00	1.00
Hendry	2.75	2.24	2.75	1.77	1.00	0.79
Hernando	11.65	6.40	21.27	6.40	1.83	1.00
Highlands	4.90	2.74	5.06	2.74	1.03	1.00
Hillsborough	173.64	115.35	206.34	52.43	1.19	0.45
Holmes	0.00	0.00	0.00	0.00	0.00	0.00
Indian River	16.52	9.09	15.49	8.77	0.94	0.96
Jackson	0.73	0.31	0.78	0.31	1.07	1.00
Jefferson	0.25	0.17	0.30	0.17	1.20	1.00
Lafayette	0.50	0.15	0.50	0.15	1.00	1.00
Lake	26.00	15.56	57.02	16.45	2.19	1.06
Lee	94.95	51.26	91.72	59.67	0.97	1.16
Leon	27.99	22.46	38.25	22.46	1.37	1.00
Levy	0.93	0.67	0.93	0.67	1.00	1.00
Liberty	0.53	0.25	4.28	0.25	8.08	1.00
Madison	0.00	0.00	0.00	0.00	0.00	0.00
Manatee	2.40	1.42	71.10	23.84	29.62	16.82
Marion	19.10	10.72	39.75	10.73	2.08	1.00

County	Total WWTF Capacity (mgd) <sup>(a)</sup>	Total WWTF Flow (mgd) <sup>(a)</sup>	Reuse Capacity (mgd)	Reuse Flow (mgd)	Capacity Ratio <sup>(b)</sup>	Flow Ratio <sup>(c)</sup>
Martin	14.43	7.69	9.92	4.22	0.69	0.55
Miami-Dade	380.50	343.77	15.82	22.03	0.04	0.06
Monroe	3.67	2.54	4.02	0.32	1.10	0.13
Nassau	3.43	2.95	7.82	2.77	2.28	0.94
Okaloosa	45.60	16.04	41.59	15.71	0.91	0.98
Okeechobee	4.10	0.82	1.63	0.55	0.40	0.67
Orange	355.23	174.20	407.03	172.08	1.15	0.99
Osceola	52.97	36.72	76.03	36.46	1.44	0.99
Palm Beach	221.93	128.54	131.37	65.58	0.59	0.51
Pasco	52.91	36.75	57.28	34.95	1.08	0.95
Pinellas	169.35	85.62	178.95	49.66	1.06	0.58
Polk	55.92	37.07	34.29	23.72	0.61	0.64
Putnam	0.37	0.12	0.37	0.12	1.00	1.00
Santa Rosa	11.09	8.15	13.95	5.83	1.26	0.72
Sarasota	25.19	15.33	58.34	17.76	2.32	1.16
Seminole	89.18	59.13	130.65	57.71	1.47	0.98
St. Johns	18.73	13.46	13.62	6.12	0.73	0.45
St. Lucie	33.99	19.69	14.02	4.88	0.41	0.25
Sumter	13.15	7.00	36.57	11.04	2.78	1.58
Suwannee	2.21	1.05	2.21	1.17	1.00	1.11
Taylor	0.00	0.00	0.00	0.00	0.00	0.00
Union	0.70	0.56	0.70	0.56	1.00	1.00
Volusia	68.10	39.72	81.48	31.08	1.20	0.78
Wakulla	1.70	1.00	1.70	1.00	1.00	1.00
Walton	28.73	8.78	26.77	7.04	0.93	0.80
Washington	1.41	0.82	2.61	1.59	1.85	1.94
<b>Totals<sup>(d)</sup> or Avg</b>	<b>2,660.28</b>	<b>1,707.97</b>	<b>2,520.74</b>	<b>957.30</b>	<b>0.95<sup>(e)</sup></b>	<b>0.56<sup>(e)</sup></b>

Notes:

- (a) Totals include the WWTF capacity and flow of facilities 0.1 mgd or greater that do not provide reuse.
- (b) Capacity ratio = reuse capacity/total WWTF capacity. Capacity ratios greater than 1.0 (i.e., greater than 100%) indicate the utility(ies) may employ several reuse options, making the reuse capacity greater than the WWTF capacity.
- (c) Flow ratio = reuse flow/total WWTF flow. Flow ratios greater than 1.0 (i.e., greater than 100%) indicate that reuse may include supplemental water supplies, reclaimed water recovered from aquifer storage recover wells, or reclaimed water that is reused at the treatment plant and then reused again off-site.
- (d) Discrepancies in totaling the columns are due to internal rounding associated with the development of this table; totals presented in table are calculated without rounding individual values.
- (e) State average.

**Table 6. Per Capita Reuse Information.**

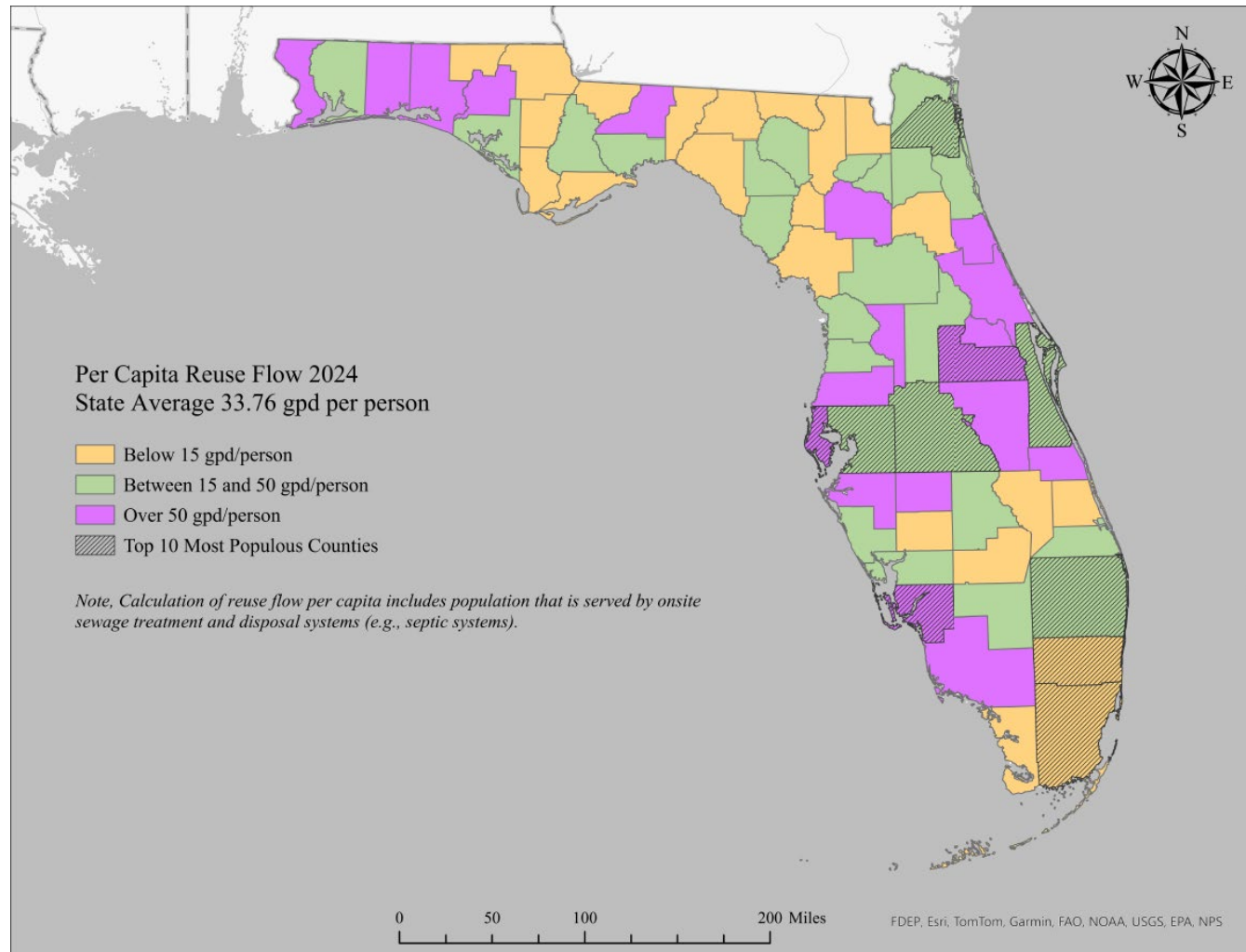
County	Population (2024) <sup>(a)</sup>	Reuse Capacity (gpd/person) <sup>(b)</sup>	Reuse Flow (gpd/person) <sup>(c)</sup>	Rank (flow) <sup>(d)</sup>	Rank (population) <sup>(e)</sup>
Alachua	296,313	113.1725574	67.19921164	10	24
Baker	28,899	8.443198727	4.29080591	59	50
Bay	196,112	120.2323162	40.37998695	22	30
Bradford	27,335	57.80135358	25.97402597	37	51
Brevard	653,703	274.5076893	41.04386855	21	10
Broward	1,981,888	17.45961427	8.074119224	55	2
Calhoun	13,700	0	0	62	63
Charlotte	210,645	96.69823637	38.39160673	25	27
Citrus	166,151	78.97635284	24.17078441	42	32
Clay	236,365	104.2920906	38.57170055	24	25
Collier	408,381	109.0452298	60.86473171	11	19
Columbia	72,155	0	0	62	41
DeSoto	35,487	26.77036661	14.3996393	47	49
Dixie	17,555	3645.68499	27.00085446	34	58
Duval	1,062,593	89.7436742	24.08824451	43	6
Escambia	336,358	147.670042	59.66856742	13	21
Flagler	136,310	191.0820923	75.25273274	5	35
Franklin	13,321	22.52083177	8.858193829	54	64
Gadsden	44,853	37.45568858	13.18529418	50	46
Gilchrist	19,503	12.81854074	5.537609599	58	56
Glades	12,815	63.20717909	13.1876707	49	65
Gulf	16,947	20.65262288	11.15241636	52	59
Hamilton	14,228	0	0	62	62
Hardee	25,883	92.02951744	53.54866128	15	53
Hendry	45,413	60.53332746	38.95360359	23	45
Hernando	210,577	101.0081823	30.37843639	31	28
Highlands	106,109	47.69623689	25.82815784	38	36
Hillsborough	1,560,449	132.2279677	33.59738127	29	3
Holmes	20,059	0	0	62	55
Indian River	171,029	90.56943559	51.2720065	18	31
Jackson	49,345	15.80707265	6.320802513	57	42
Jefferson	15,667	19.21235718	10.78700453	53	61
Lafayette	8,504	58.20790216	17.16839135	45	66
Lake	433,331	131.5807085	37.97235831	26	17
Lee	827,016	110.9023284	72.1493901	7	8
Leon	302,197	126.5661142	74.33495369	6	23
Levy	45,845	20.1766823	14.54902388	46	44
Liberty	8,016	533.9321357	31.31237525	30	67
Madison	18,649	0	0	62	57
Manatee	455,356	156.1349801	52.3546412	16	15

County	Population (2024) <sup>(a)</sup>	Reuse Capacity (gpd/person) <sup>(b)</sup>	Reuse Flow (gpd/person) <sup>(c)</sup>	Rank (flow) <sup>(d)</sup>	Rank (population) <sup>(e)</sup>
Marion	419,510	94.75340278	25.57817454	40	18
Martin	164,853	60.18695444	25.62282761	39	33
Miami-Dade	2,774,841	5.701227566	7.939193633	56	1
Monroe	84,147	47.82107502	3.814752754	60	39
Nassau	103,990	75.17549764	26.64679296	36	37
Okaloosa	221,806	187.4881653	70.83802963	8	26
Okeechobee	40,230	40.56674124	13.62167537	48	47
Orange	1,511,568	269.2746869	113.8392715	2	5
Osceola	451,231	168.4835483	80.79896993	3	16
Palm Beach	1,545,905	84.97934867	42.42472856	20	4
Pasco	633,029	90.47926714	55.21390015	14	11
Pinellas	971,218	184.2511156	51.13023029	19	7
Polk	826,090	41.50758392	28.71115738	32	9
Putnam	76,138	4.833328955	1.576085529	61	40
Santa Rosa	207,983	67.06798152	28.03594525	33	29
Sarasota	479,027	121.7948049	37.08141712	27	14
Seminole	493,282	264.8647224	116.9906869	1	13
St. Johns	331,479	41.07349184	18.46874161	44	22
St. Lucie	385,746	36.35371462	12.65081167	51	20
Sumter	156,743	233.3118544	70.44014725	9	34
Suwannee	46,519	47.50747007	25.08652379	41	43
Taylor	21,802	0	0	62	54
Union	16,100	43.47826087	34.59627329	28	60
Volusia	594,643	137.0153184	52.27371717	17	12
Wakulla	37,313	45.42652695	26.85391151	35	48
Walton	87,728	305.1705271	80.26285792	4	38
Washington	26,568	98.08792532	59.92171033	12	52
<b>Florida<sup>(f)</sup></b>	<b>23,014,551</b>	<b>145.25</b>	<b>33.76</b>	<b>-</b>	<b>-</b>

Notes:

- (a) 2023 Florida Estimates of Population from the University of Florida Bureau of Economic and Business Research, April 1, 2024 ([estimates\\_2024.pdf](#)).
- (b) Reuse capacity = reuse capacity (gpd)/population. Gallons per day (gpd) are equivalent to mgd divided by one million.
- (c) Reuse flow = reuse flow (gpd)/population.
- (d) Counties ranked from highest rate of reuse flow per capita to lowest rate of reuse flow per capita (e.g., county with highest rate of reuse flow per capita is ranked No. 1; counties with no reuse flow per capita are tied for last place).
- (e) Counties ranked according to population capita (e.g., county with highest population is ranked No. 1).
- (f) Discrepancies in calculating per capita statistics are due to internal rounding associated with the development of these tables; values presented in this table are calculated without rounding individual values.

**Figure 2: Map of Per Capita Reuse Flow by County.**



## Supplemental Water Supplies

Some reuse systems use other sources of water to augment the reclaimed water supply. In 2024, a total of 387 reuse systems in Florida used 29.25 mgd of surface water, 21.79 mgd of ground water, 1.68 mgd of stormwater, 5.38 mgd of drinking water and 1,768.40 mgd from other sources to supplement reclaimed water supplies, for a total of 1,826.50 mgd of supplemental water used in 2024. Appendix C details the 325 reuse systems in the state that use supplemental water supplies and summarizes the flows by county.

## Efficient and Effective Water Reuse

*Water Reuse for Florida: Strategies for Effective Use of Reclaimed Water*, also known as the "Strategies Report," was published in 2003. This report identified strategies for increasing the efficient and effective use of reclaimed water. Two concepts introduced in the report, potable quality water offset and recharge fraction, will play increasingly important roles in shaping efficient and effective water reuse in Florida.

Potable quality water offset is the amount of potable quality water (Class F-I, G-I or G-II ground water or water meeting drinking water standards) saved through the use of reclaimed water, expressed as a percentage of the total reclaimed water used. Recharge fraction is the portion of reclaimed water used in a reuse system that recharges underlying potable quality ground water (Class F-I, G-I or G-II ground water) that is used for potable supply, or which augments a Class I surface water, expressed as a percentage of the total reclaimed water used.

Some reuse options are more efficient at offsetting the use of potable water, or recharging/augmenting a potential potable surface or ground water supply. Specific potable quality water offsets and recharge fractions have been developed for various reuse activities to estimate actual offsets and recharge for a given reuse flow as used in Table 7c.

The 836 mgd of reclaimed water used in 2024 is estimated to have offset (i.e., avoided) the use of 446 mgd (approximately 163 billion gallons per year) of potable quality water while serving to add 301 mgd (approximately 110 billion gallons per year) back to available water supplies.

Tables 7a and 7b summarize the amount of potable quality water offset and recharge flow achieved within each DEP district and water management district, respectively. Table 7c details the amount of reclaimed water used to offset and recharge potable quality water by county.

**Table 7a. Summary of Offset and Recharge Flows by DEP District.**

DEP District	Total Flow (mgd)	Offset Flow <sup>(a)</sup> (mgd)	Recharge Flow <sup>(a)</sup> (mgd)
Central (Orlando)	272.69	122.77	118.37
Northeast (Jacksonville)	72.24	37.11	27.34
Northwest (Pensacola)	70.18	40.08	25.25
Southeast (West Palm Beach)	115.81	85.90	20.60
South (Fort Myers)	114.14	57.51	40.74
Southwest (Temple Terrace)	191.31	102.34	68.83
<b>2024 Totals<sup>(b)</sup></b>	<b>836.37</b>	<b>445.71</b>	<b>301.14</b>



**Table 7b. Summary of Offset and Recharge Flows by Water Management District.**

Water Management District	Total Flow (mgd)	Offset Flow <sup>(a)</sup> (mgd)	Recharge Flow <sup>(a)</sup> (mgd)
Northwest Florida	70.18	40.08	25.25
South Florida	256.99	155.42	73.22
St. Johns River	296.34	135.49	127.31
Suwannee River	3.83	1.80	1.79
Southwest Florida	209.03	112.92	73.58
<b>2024 Totals<sup>(b)</sup></b>	<b>836.37</b>	<b>445.71</b>	<b>301.14</b>

Notes:

- (a) The offset and recharge flows were calculated using values from Table 5. Relative Desirability of Reuse Activities of the Strategies Report. See Table 7c beginning on page 22 of this report for details.
- (b) Discrepancies in totaling the columns are due to internal rounding associated with the development of this table; totals presented in the table are calculated without rounding individual values.

**Table 7c. County Offset and Recharge Flows Due to Water Reuse.**

County	GCI Reuse Flow	GCI Offset Flow <sup>(a)</sup>	GCI RF <sup>(b)</sup>	RI Reuse Flow	RI Offset Flow <sup>(a)</sup>	RI RF <sup>(b)</sup>	OPAA Reuse Flow	OPAA Offset Flow <sup>(a)</sup>	OPAA RF <sup>(b)</sup>	GWR&IPR Reuse Flow	GWR&IPR RF <sup>(b)</sup>	AI Reuse Flow	AI Offset Flow <sup>(a)</sup>	AI RF <sup>(b)</sup>	IND, TF, FP Reuse Flow	IND, TF, FP Offset Flow <sup>(a)</sup>	Total Flow	Total Offset Flow <sup>(a)(c)</sup>	Total RF <sup>(b)(c)</sup>
Alachua	0.218	0.164	0.022	2.400	0.960	1.080	0.695	0.417	0.209	7.300	6.570	1.079	0.647	0.378	3.160	3.160	14.852	5.348	8.258
Baker	0.000	0.000	0.000	0.000	0.000	0.000	0.000	0.000	0.000	0.093	0.084	0.031	0.019	0.011	0.000	0.000	0.124	0.019	0.095
Bay	0.000	0.000	0.000	2.322	0.929	1.045	1.035	0.621	0.311	0.215	0.194	0.000	0.000	0.000	0.016	0.016	3.588	1.566	1.549
Bradford	0.000	0.000	0.000	0.000	0.000	0.000	0.000	0.000	0.000	0.000	0.000	0.710	0.426	0.249	0.000	0.000	0.710	0.426	0.249
Brevard	2.044	1.533	0.204	15.959	6.384	7.181	2.693	1.616	0.808	0.877	0.789	0.574	0.344	0.201	1.557	1.557	23.704	11.434	9.184
Broward	1.200	0.900	0.120	3.520	1.408	1.584	0.768	0.461	0.230	0.799	0.719	0.000	0.000	0.000	9.715	9.715	16.002	12.484	2.654
Calhoun	0.000	0.000	0.000	0.000	0.000	0.000	0.000	0.000	0.000	0.000	0.000	0.000	0.000	0.000	0.000	0.000	0.000	0.000	0.000
Charlotte	3.991	2.993	0.399	2.330	0.932	1.049	1.241	0.745	0.372	0.139	0.125	0.000	0.000	0.000	0.301	0.301	8.002	4.971	1.945
Citrus	0.684	0.513	0.068	0.000	0.000	0.000	0.000	0.000	0.000	2.143	1.929	0.644	0.386	0.225	0.545	0.545	4.016	1.444	2.223
Clay	1.454	1.091	0.145	3.304	1.322	1.487	2.456	1.474	0.737	1.241	1.117	0.000	0.000	0.000	0.581	0.581	9.036	4.467	3.486
Collier	7.358	5.519	0.736	13.648	5.459	6.142	3.380	2.028	1.014	0.470	0.423	0.000	0.000	0.000	0.000	0.000	24.856	13.006	8.314
Columbia	0.000	0.000	0.000	0.000	0.000	0.000	0.000	0.000	0.000	0.000	0.000	0.000	0.000	0.000	0.000	0.000	0.000	0.000	0.000
DeSoto	0.000	0.000	0.000	0.000	0.000	0.000	0.000	0.000	0.000	0.000	0.000	0.511	0.307	0.179	0.000	0.000	0.511	0.307	0.179
Dixie	0.000	0.000	0.000	0.000	0.000	0.000	0.000	0.000	0.000	0.000	0.000	0.474	0.284	0.166	0.000	0.000	0.474	0.284	0.166
Duval	1.688	1.266	0.169	15.520	6.208	6.984	0.536	0.322	0.161	0.237	0.213	0.000	0.000	0.000	7.615	7.615	25.596	15.411	7.527
Escambia	0.000	0.000	0.000	0.000	0.000	0.000	0.044	0.026	0.013	0.000	0.000	1.246	0.748	0.436	10.834	10.834	12.124	11.608	0.449
Flagler	2.617	1.963	0.262	3.958	1.583	1.781	1.916	1.150	0.575	1.643	1.478	0.000	0.000	0.000	0.000	0.000	10.134	4.696	4.096
Franklin	0.000	0.000	0.000	0.000	0.000	0.000	0.000	0.000	0.000	0.000	0.000	0.118	0.071	0.041	0.000	0.000	0.118	0.071	0.041
Gadsden	0.000	0.000	0.000	0.000	0.000	0.000	0.000	0.000	0.000	0.175	0.158	0.402	0.241	0.141	0.014	0.014	0.591	0.256	0.298
Gilchrist	0.000	0.000	0.000	0.000	0.000	0.000	0.000	0.000	0.000	0.000	0.000	0.108	0.065	0.038	0.000	0.000	0.108	0.065	0.038
Glades	0.000	0.000	0.000	0.000	0.000	0.000	0.000	0.000	0.000	0.000	0.000	0.000	0.000	0.000	0.000	0.000	0.000	0.000	0.000
Gulf	0.000	0.000	0.000	0.000	0.000	0.000	0.000	0.000	0.000	0.000	0.000	0.189	0.113	0.066	0.000	0.000	0.189	0.113	0.066
Hamilton	0.000	0.000	0.000	0.000	0.000	0.000	0.000	0.000	0.000	0.000	0.000	0.000	0.000	0.000	0.000	0.000	0.000	0.000	0.000
Hardee	0.000	0.000	0.000	0.000	0.000	0.000	0.000	0.000	0.000	0.000	0.000	0.337	0.202	0.118	0.351	0.351	0.688	0.553	0.118
Hendry	0.000	0.000	0.000	0.000	0.000	0.000	0.000	0.000	0.000	0.769	0.692	1.000	0.600	0.350	0.000	0.000	1.769	0.600	1.042
Hernando	2.372	1.779	0.237	0.000	0.000	0.000	0.000	0.000	0.000	3.213	2.892	0.000	0.000	0.000	0.812	0.812	6.397	2.591	3.129
Highlands	0.000	0.000	0.000	0.000	0.000	0.000	0.007	0.004	0.002	2.734	2.460	0.000	0.000	0.000	0.000	0.000	2.741	0.004	2.462
Hillsborough	3.775	2.831	0.378	16.000	6.400	7.200	3.898	2.339	1.169	11.858	10.672	0.245	0.147	0.086	16.312	16.312	52.088	28.029	19.505
Holmes	0.000	0.000	0.000	0.000	0.000	0.000	0.000	0.000	0.000	0.000	0.000	0.000	0.000	0.000	0.000	0.000	0.000	0.000	0.000

Florida Department of Environmental Protection  
2024 Reuse Inventory | September 2025

County	GCI Reuse Flow	GCI Offset Flow <sup>(a)</sup>	GCI RF <sup>(b)</sup>	RI Reuse Flow	RI Offset Flow <sup>(a)</sup>	RI RF <sup>(b)</sup>	OPAA Reuse Flow	OPAA Offset Flow <sup>(a)</sup>	OPAA RF <sup>(b)</sup>	GWR&IPR Reuse Flow	GWR&IPR RF <sup>(b)</sup>	AI Reuse Flow	AI Offset Flow <sup>(a)</sup>	AI RF <sup>(b)</sup>	IND, TF, FP Reuse Flow	IND, TF, FP Offset Flow <sup>(a)</sup>	Total Flow	Total Offset Flow <sup>(a)(c)</sup>	Total RF <sup>(b)(c)</sup>
Indian River	3.572	2.679	0.357	2.422	0.969	1.090	0.220	0.132	0.066	0.439	0.395	0.000	0.000	0.000	0.231	0.231	6.884	4.011	1.908
Jackson	0.000	0.000	0.000	0.000	0.000	0.000	0.000	0.000	0.000	0.000	0.000	0.312	0.187	0.109	0.000	0.000	0.312	0.187	0.109
Jefferson	0.000	0.000	0.000	0.000	0.000	0.000	0.000	0.000	0.000	0.000	0.000	0.135	0.081	0.047	0.034	0.034	0.169	0.115	0.047
Lafayette	0.000	0.000	0.000	0.000	0.000	0.000	0.000	0.000	0.000	0.146	0.131	0.000	0.000	0.000	0.000	0.000	0.146	0.000	0.131
Lake	1.684	1.263	0.168	5.573	2.229	2.508	0.611	0.367	0.183	3.417	3.075	1.553	0.932	0.544	0.144	0.144	12.982	4.935	6.478
Lee	11.035	8.276	1.104	41.964	16.786	18.884	3.449	2.069	1.035	1.265	1.138	0.000	0.000	0.000	1.026	1.026	58.739	28.157	22.160
Leon	0.000	0.000	0.000	0.000	0.000	0.000	0.708	0.425	0.212	0.390	0.351	18.766	11.259	6.568	2.600	2.600	22.464	14.284	7.131
Levy	0.000	0.000	0.000	0.000	0.000	0.000	0.000	0.000	0.000	0.667	0.600	0.000	0.000	0.000	0.000	0.000	0.667	0.000	0.600
Liberty	0.000	0.000	0.000	0.000	0.000	0.000	0.000	0.000	0.000	0.251	0.226	0.000	0.000	0.000	0.000	0.000	0.251	0.000	0.226
Madison	0.000	0.000	0.000	0.000	0.000	0.000	0.000	0.000	0.000	0.000	0.000	0.000	0.000	0.000	0.000	0.000	0.000	0.000	0.000
Manatee	1.994	1.496	0.199	11.884	4.754	5.348	8.950	5.370	2.685	0.000	0.000	0.900	0.540	0.315	0.112	0.112	23.840	12.271	8.547
Marion	2.044	1.533	0.204	0.032	0.013	0.014	0.290	0.174	0.087	1.525	1.373	4.298	2.579	1.504	0.046	0.046	8.235	4.345	3.183
Martin	2.822	2.117	0.282	0.586	0.234	0.264	0.493	0.296	0.148	0.000	0.000	0.314	0.188	0.110	0.009	0.009	4.224	2.844	0.804
Miami-Dade	0.000	0.000	0.000	0.000	0.000	0.000	0.000	0.000	0.000	4.349	3.914	0.000	0.000	0.000	17.681	17.681	22.030	17.681	3.914
Monroe	0.159	0.119	0.016	0.112	0.045	0.050	0.032	0.019	0.010	0.000	0.000	0.000	0.000	0.000	0.014	0.014	0.317	0.197	0.076
Nassau	1.432	1.074	0.143	0.556	0.222	0.250	0.000	0.000	0.000	0.098	0.088	0.000	0.000	0.000	0.339	0.339	2.425	1.635	0.482
Okaloosa	0.658	0.494	0.066	1.837	0.735	0.827	1.101	0.661	0.330	8.726	7.853	2.578	1.547	0.902	0.023	0.023	14.922	3.459	9.978
Okeechobee	0.000	0.000	0.000	0.000	0.000	0.000	0.000	0.000	0.000	0.000	0.000	0.259	0.155	0.091	0.000	0.000	0.259	0.155	0.091
Orange	5.872	4.404	0.587	30.206	12.082	13.593	33.505	20.103	10.052	33.034	29.730	12.746	7.648	4.461	1.585	1.585	116.948	45.822	58.423
Osceola	4.277	3.208	0.428	17.726	7.090	7.977	7.101	4.261	2.130	4.447	4.002	0.308	0.185	0.108	2.600	2.600	36.459	17.344	14.645
Palm Beach	22.346	16.760	2.235	12.112	4.845	5.450	5.663	3.398	1.699	0.176	0.158	0.000	0.000	0.000	21.238	21.238	61.535	46.240	9.542
Pasco	4.458	3.344	0.446	13.289	5.316	5.980	6.837	4.102	2.051	4.633	4.170	0.199	0.119	0.070	1.492	1.492	30.908	14.373	12.716
Pinellas	4.976	3.732	0.498	29.554	11.821	13.299	6.244	3.746	1.873	0.000	0.000	0.000	0.000	0.000	8.884	8.884	49.658	28.184	15.670
Polk	0.801	0.601	0.080	9.164	3.666	4.124	1.338	0.803	0.401	2.187	1.968	1.002	0.601	0.351	9.225	9.225	23.717	14.895	6.924
Putnam	0.000	0.000	0.000	0.000	0.000	0.000	0.000	0.000	0.000	0.120	0.108	0.000	0.000	0.000	0.000	0.000	0.120	0.000	0.108
Santa Rosa	1.452	1.089	0.145	1.692	0.677	0.761	0.576	0.346	0.173	1.360	1.224	0.600	0.360	0.210	0.134	0.134	5.814	2.605	2.513
Sarasota	7.387	5.540	0.739	6.742	2.697	3.034	2.463	1.478	0.739	0.000	0.000	0.151	0.091	0.053	0.464	0.464	17.207	10.269	4.564
Seminole	0.903	0.677	0.090	12.346	4.938	5.556	13.849	8.309	4.155	1.441	1.297	2.419	1.451	0.847	4.108	4.108	35.066	19.485	11.944
St. Johns	4.054	3.041	0.405	1.594	0.638	0.717	0.000	0.000	0.000	0.421	0.379	0.000	0.000	0.000	0.053	0.053	6.122	3.731	1.502
St. Lucie	1.429	1.072	0.143	3.027	1.211	1.362	0.205	0.123	0.062	0.140	0.126	0.000	0.000	0.000	0.079	0.079	4.880	2.485	1.693

County	GCI Reuse Flow	GCI Offset Flow <sup>(a)</sup>	GCI RF <sup>(b)</sup>	RI Reuse Flow	RI Offset Flow <sup>(a)</sup>	RI RF <sup>(b)</sup>	OPAA Reuse Flow	OPAA Offset Flow <sup>(a)</sup>	OPAA RF <sup>(b)</sup>	GWR&IPR Reuse Flow	GWR&IPR RF <sup>(b)</sup>	AI Reuse Flow	AI Offset Flow <sup>(a)</sup>	AI RF <sup>(b)</sup>	IND, TF, FP Reuse Flow	IND, TF, FP Offset Flow <sup>(a)</sup>	Total Flow	Total Offset Flow <sup>(a)(c)</sup>	Total RF <sup>(b)(c)</sup>
Sumter	5.346	4.010	0.535	0.000	0.000	0.000	1.858	1.115	0.557	0.895	0.806	0.200	0.120	0.070	0.000	0.000	8.299	5.244	1.968
Suwannee	0.072	0.054	0.007	0.000	0.000	0.000	0.000	0.000	0.000	0.080	0.072	0.944	0.566	0.330	0.072	0.072	1.167	0.692	0.409
Taylor	0.000	0.000	0.000	0.000	0.000	0.000	0.000	0.000	0.000	0.000	0.000	0.000	0.000	0.000	0.000	0.000	0.000	0.000	0.000
Union	0.000	0.000	0.000	0.000	0.000	0.000	0.000	0.000	0.000	0.000	0.000	0.557	0.334	0.195	0.000	0.000	0.557	0.334	0.195
Volusia	3.432	2.574	0.343	22.347	8.939	10.056	2.690	1.614	0.807	1.395	1.256	0.238	0.143	0.083	0.892	0.892	30.994	14.162	12.545
Wakulla	0.491	0.368	0.049	0.000	0.000	0.000	0.000	0.000	0.000	0.000	0.000	0.511	0.307	0.179	0.000	0.000	1.002	0.675	0.228
Walton	3.808	2.856	0.381	0.000	0.000	0.000	0.250	0.150	0.075	1.042	0.938	1.892	1.135	0.662	0.048	0.048	7.040	4.189	2.056
Washington	0.000	0.000	0.000	0.000	0.000	0.000	0.000	0.000	0.000	0.000	0.000	1.592	0.955	0.557	0.000	0.000	1.592	0.955	0.557
<b>Total</b>	<b>123.91</b>	<b>92.93</b>	<b>12.39</b>	<b>303.73</b>	<b>121.49</b>	<b>136.68</b>	<b>117.10</b>	<b>70.26</b>	<b>35.13</b>	<b>106.55</b>	<b>95.89</b>	<b>60.14</b>	<b>36.08</b>	<b>21.05</b>	<b>124.95</b>	<b>124.95</b>	<b>836.37</b>	<b>445.71</b>	<b>301.14</b>

Notes:

- (a) These totals do not include flows to reuse activities that do not represent an offset to potable quality water or aquifer recharge, such as wetlands, decorative fountains and storage purposes.
- (b) RF = recharge flow, the portion of reuse flow that is recharged to water supplies.
- (c) The offset and recharge flows were calculated by multiplying the total flow for a reuse activity by the percentages of potable quality offset and recharge fraction for that reuse activity as prescribed in Table 5. Relative Desirability of Reuse Activities of the Strategies Report as seen below.

**Table 7d. Summary of County Offset and Recharge Flows Due to Water Reuse.**

Reuse Activity	Potable Quality Water Offset (%)	Recharge Fraction (%)	Justification Using Table 5 of Strategies Report
Golf course irrigation (GCI)	75	10	Efficient landscape irrigation
Residential irrigation (RI)	40	45	Rounded averages of efficient and inefficient residential irrigation
Other public access areas (OPAA)	60	30	Rounded averages of efficient and inefficient landscape irrigation
Ground water recharge and indirect potable reuse (GWR&IPR)	0	90	High desirability – rapid infiltration basins
Agricultural irrigation (AI)	60	35	Rounded averages of efficient and inefficient agricultural irrigation
Industrial uses (IND), toilet flushing (TF) and fire protection (FP)	100	0	High desirability – cooling towers, toilet flushing and fire protection

## Water Resource Caution Areas

Water resource caution areas (WRCAs) are areas that have critical water supply problems or are projected to have critical water supply problems within the next 20 years. Water reuse was originally required only within these WRCAs unless such reuse was not economically, environmentally or technically feasible as determined by a reuse feasibility study. Chapter 62-40, F.A.C., required use of reclaimed water statewide in 2005. Domestic wastewater facilities located within, discharging within or serving a population within designated WRCAs are required to prepare reuse feasibility studies before receiving a domestic wastewater permit. Table 8 summarizes information about reuse systems located within WRCAs and those located outside of WRCAs.

**Table 8. Reuse Activity in Water Resource Caution Areas.**

Reuse Activity	Inside WRCA	Outside WRCA	Total
Number of reuse systems	321	66	387
Number of WWTFs providing reuse	309	54	363
Number of WWTFs with no reuse (Disposal Only)	72	12	84
Total wastewater capacity (mgd)	2,501	161	2,661
Total wastewater flow (mgd)	1,611	97	1,708
Reuse capacity (mgd)	1,643	1,018	2,661
Reuse flow (mgd)	864	94	958
Public access reuse flow (mgd)*	527	18	545
Edible crops reuse flow (mgd)	12.9	0.00	12.9

\*Note: This includes irrigation of residential landscapes, golf courses, schools, parks and other public access reuse such as toilet flushing and fire protection.

## Cross-Connection Control

Cross-connections between reclaimed water lines and potable water lines are strictly prohibited in Florida. Reporting requirements for cross-connection control activities were added to the Annual Reuse Report Form in 1999. Appendix G summarizes cross-connection control activities reported by reuse systems for the Oct. 1, 2023, to Sept. 30, 2024, reporting period.

Of the 386 reuse systems that reported cross-connection control activities, eleven reuse systems reported identifying and eliminating one or more cross-connections. A total of 42,324 new connections to public access reuse systems were reported as having occurred during the reporting period. A reported 42,230 (99.8%) of the new connections were inspected to ensure that no cross-connections had been created.

The *2012 Guidelines for Water Reuse* published by the U.S. Environmental Protection Agency (EPA) provides guidelines for establishing cross-connection prevention and control programs. Utilities should consult these EPA guidelines for implementation and enforcement of cross-connection control programs.

## Previous Inventories and Trends

DEP has published reuse inventories since 1998. Table 9 shows a summary of the total number of domestic wastewater treatment facilities providing water for reuse, reuse capacities and capacity ratios of the reuse facilities, and average reuse flow rates and flow ratios recorded for these previous inventories and the *2024 Reuse Inventory*. Figure 3 presents the growth of Florida's reuse capacity and flow as well as the capacity and flow ratios.

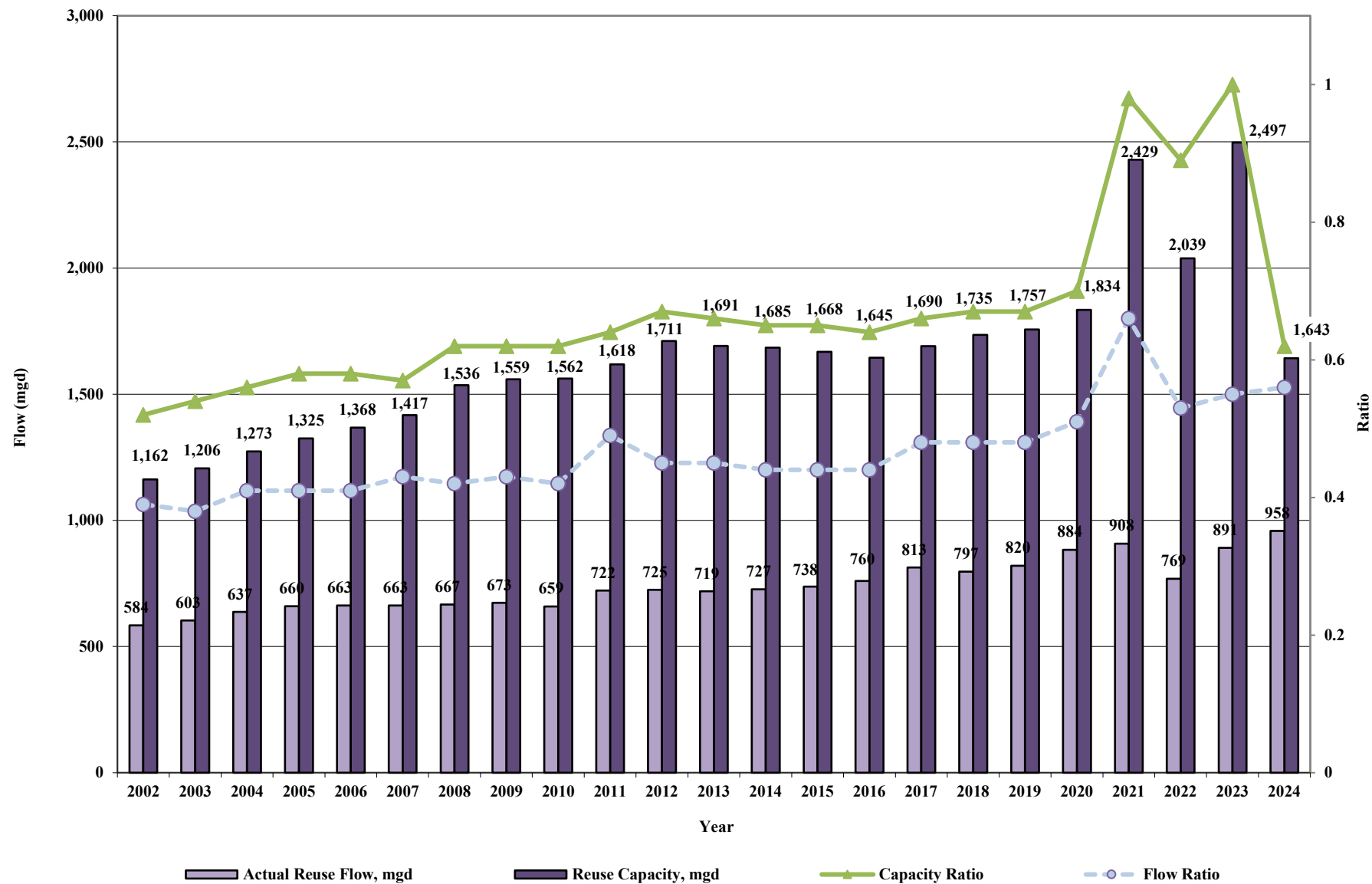
**Table 9. Summary of DEP Reuse Inventories (2001 to Present).**

Report Year	No. of Facilities Providing Reuse	Reuse Capacity (mgd)	Capacity Ratio <sup>(a)</sup>	Reuse Flow (mgd) <sup>(b)</sup>	Flow Ratio <sup>(c)</sup>
2001	461	1,151	0.52	584	0.39
2002	467	1,162	0.52	584	0.39
2003	469	1,206	0.54	603	0.38
2004	468	1,273	0.56	637	0.41
2005	465	1,325	0.58	660	0.41
2006	468	1,368	0.58	663	0.41
2007	475	1,417	0.57	663	0.43
2008	481	1,536	0.62	667	0.42
2009	484	1,559	0.62	673	0.43
2010	482	1,562	0.62	659	0.42
2011	487	1,618	0.64	722	0.49
2012	486	1,711	0.67	725	0.45
2013	482	1,691	0.66	719	0.45
2014	477	1,685	0.65	727	0.44
2015	478	1,668	0.65	738	0.44
2016	478	1,645	0.64	760	0.44
2017	477	1,690	0.66	813	0.48
2018	478	1,735	0.67	797	0.48
2019	476	1,757	0.67	820	0.48
2020	413	1,834	0.70	884	0.51
2021	455	2,429	0.98	908	0.66
2022	413	2,039	0.89	769	0.53
2023	380	2,497	1.00	891	0.55
2024	447	1,643	0.62	958	0.57

Notes:

- (a) Capacity ratio = total reuse capacity/total WWTF capacity.
- (b) Values have been rounded.
- (c) Flow ratio = total reuse flow/total WWTF flow.

**Figure 3: Florida's Reuse Growth.**



## Reuse Webpage

More information on water reuse in Florida can be found on DEP's reuse web page:

<https://floridadep.gov/water/domestic-wastewater/content/water-reuse-program>.

Downloadable spreadsheets for each of this report's appendices can be found at

<https://floridadep.gov/water/domestic-wastewater/content/reuse-inventory-database-and-annual-report>.

## References

*Florida Estimates of Population 2024*, Bureau of Economic and Business Research, University of Florida, 2024 ([estimates\\_2024.pdf](#)).

Florida Department of Environmental Protection, *Reuse of Reclaimed Water and Land Application*, Chapter 62-610, F.A.C., Florida Department of Environmental Protection, Tallahassee, Florida, 2006.

Florida Department of Environmental Protection, *2023 Reuse Inventory*, Florida Department of Environmental Protection, Tallahassee, Florida, 2024.

Florida Department of Environmental Protection, *2022 Reuse Inventory*, Florida Department of Environmental Protection, Tallahassee, Florida, 2023.

Florida Department of Environmental Protection, *2021 Reuse Inventory*, Florida Department of Environmental Protection, Tallahassee, Florida, 2022.

Florida Department of Environmental Protection, *2020 Reuse Inventory*, Florida Department of Environmental Protection, Tallahassee, Florida, 2021.

Florida Department of Environmental Protection, *2019 Reuse Inventory*, Florida Department of Environmental Protection, Tallahassee, Florida, 2020.

Florida Department of Environmental Protection, *2018 Reuse Inventory*, Florida Department of Environmental Protection, Tallahassee, Florida, 2019.

Florida Department of Environmental Protection, *2017 Reuse Inventory*, Florida Department of Environmental Protection, Tallahassee, Florida, 2019.

Florida Department of Environmental Protection, *2016 Reuse Inventory*, Florida Department of Environmental Protection, Tallahassee, Florida, 2017.

Florida Department of Environmental Protection, *2015 Reuse Inventory*, Florida Department of Environmental Protection, Tallahassee, Florida, 2016.



Florida Department of Environmental Protection, *2014 Reuse Inventory*, Florida Department of Environmental Protection, Tallahassee, Florida, 2015.

Florida Department of Environmental Protection, *2013 Reuse Inventory*, Florida Department of Environmental Protection, Tallahassee, Florida, 2014.

Florida Department of Environmental Protection, *2012 Reuse Inventory*, Florida Department of Environmental Protection, Tallahassee, Florida, 2013.

Florida Department of Environmental Protection, *2011 Reuse Inventory*, Florida Department of Environmental Protection, Tallahassee, Florida, 2012.

Florida Department of Environmental Protection, *2010 Reuse Inventory*, Florida Department of Environmental Protection, Tallahassee, Florida, 2011.

Florida Department of Environmental Protection, *2009 Reuse Inventory*, Florida Department of Environmental Protection, Tallahassee, Florida, 2010.

Florida Department of Environmental Protection, *2008 Reuse Inventory*, Florida Department of Environmental Protection, Tallahassee, Florida, 2010.

Florida Department of Environmental Protection, *2007 Reuse Inventory*, Florida Department of Environmental Protection, Tallahassee, Florida, 2009.

Florida Department of Environmental Protection, *2006 Reuse Inventory*, Florida Department of Environmental Protection, Tallahassee, Florida, 2007.

Florida Department of Environmental Protection, *2005 Reuse Inventory*, Florida Department of Environmental Protection, Tallahassee, Florida, 2006.

Florida Department of Environmental Protection, *2004 Reuse Inventory*, Florida Department of Environmental Protection, Tallahassee, Florida, 2005.

Florida Department of Environmental Protection, *2003 Reuse Inventory*, Florida Department of Environmental Protection, Tallahassee, Florida, 2004.

Florida Department of Environmental Protection, *2002 Reuse Inventory*, Florida Department of Environmental Protection, Tallahassee, Florida, 2003.

Florida Department of Environmental Protection, *2001 Reuse Inventory*, Florida Department of Environmental Protection, Tallahassee, Florida, 2002.

Florida Department of Environmental Protection, *2000 Reuse Inventory*, Florida Department of Environmental Protection, Tallahassee, Florida, 2001.

Florida Department of Environmental Protection, *1999 Reuse Inventory*, Florida Department of Environmental Protection, Tallahassee, Florida, 2000.

Florida Department of Environmental Protection, *1998 Reuse Inventory*, Florida Department of Environmental Protection, Tallahassee, Florida, 1999.

Florida Legislature, *Florida County Population Estimates: April 1, 2020*, Office of Economic and Demographic Research, Tallahassee, Florida, 2021.

Reuse Coordinating Committee, *Water Reuse for Florida: Strategies for Effective Use of Reclaimed Water*, Florida Department of Environmental Protection, Tallahassee, Florida, 2003.

U.S. Environmental Protection Agency, *2012 Guidelines for Water Reuse*, U.S. Environmental Protection Agency, Washington D.C., 2012.

## Appendices

### Appendix A. Reuse Systems in the Inventory

County	Reuse System Name	Report Year	Facility ID	Water Management District	DEP District Office	WRCA
Alachua	GRU/Main Street WRF	2024	FL0027251	SJRWMD	NED	Yes
Alachua	Kanapaha WRF	2024	FL0112895	SJRWMD	NED	Yes
Alachua	City of Alachua AWRF	2024	FLA011290	SRWMD	NED	Yes
Alachua	Newberry WWTF	2024	FLA011292	SRWMD	NED	Yes
Alachua	University of Florida WWTF (FDOE)	2024	FLA011322	SJRWMD	NED	Yes
Alachua	High Springs WWTF	2024	FLA286095	SRWMD	NED	Yes
Baker	Baker Correctional Institution WWTF	2024	FLA011332	SRWMD	NED	Yes
Bay	Panama City Beach WWTP #1	2024	FL0021512	NWFWMD	NWD	No
Bay	Military Point Regional AWT Facility	2024	FL0167959	NWFWMD	NWD	No
Bay	North Bay WWTF	2024	FLA428523	NWFWMD	NWD	No
Bradford	Florida State Prison WWTF	2024	FLA113450	SRWMD	NED	Yes
Brevard	Cape Canaveral WRF	2024	FL0020541	SJRWMD	CD	Yes
Brevard	Cocoa Beach WRF	2024	FL0021105	SJRWMD	CD	Yes
Brevard	Cocoa Water Reclamation Facility	2024	FL0021521	SJRWMD	CD	Yes
Brevard	City of Rockledge	2024	FL0021571	SJRWMD	CD	Yes
Brevard	BCUD/South Beaches	2024	FL0040622	SJRWMD	CD	Yes
Brevard	Barefoot Bay Advanced WWTF	2024	FL0042293	SJRWMD	CD	Yes
Brevard	BCUD/South Central Regional	2024	FL0102679	SJRWMD	CD	Yes
Brevard	Cape Canaveral Air Force Station Regional WWTF	2024	FL0102920	SJRWMD	CD	Yes

County	Reuse System Name	Report Year	Facility ID	Water Management District	DEP District Office	WRCA
Brevard	Titusville Blue Heron WRF	2024	FL0103349	SJRWMD	CD	Yes
Brevard	Melbourne/D.B. Lee WWTP	2024	FLA010323	SJRWMD	CD	Yes
Brevard	West Melbourne/Ray Bullard	2024	FLA010332	SJRWMD	CD	Yes
Brevard	Pinewood Village MHP	2024	FLA010342	SJRWMD	CD	Yes
Brevard	Northgate Mobile Ranch & Travel Park WWTF	2024	FLA010368	SJRWMD	CD	Yes
Brevard	Stuckeys Pecan Shop and RV Campground WWTF	2024	FLA010370	SJRWMD	CD	Yes
Brevard	Melbourne/Grant Street	2024	FLA041122	SJRWMD	CD	Yes
Brevard	BCUD/Sykes Creek Regional WWTF	2024	FLA102695	SJRWMD	CD	Yes
Brevard	BCUD/Port St. John	2024	FLA102750	SJRWMD	CD	Yes
Brevard	Palm Bay #1 WRF	2024	FLA103357	SJRWMD	CD	Yes
Broward	Hollywood Southern Regional WWTF	2024	FL0026255	SFWMD	SED	Yes
Broward	Broward Co. North Regional WWTP	2024	FL0031771	SFWMD	SED	Yes
Broward	Sunrise Southwest WWTP	2024	FLA013580	SFWMD	SED	Yes
Broward	Tindall Hammock Wastewater Treatment Facility	2024	FLA013583	SFWMD	SED	Yes
Broward	City of Miramar WWTF	2024	FLA017025	SFWMD	SED	Yes
Broward	Plantation Regional WWTP	2024	FLA040401	SFWMD	SED	Yes
Broward	Coral Springs Imp. Dist. WWTF	2024	FLA041301	SFWMD	SED	Yes
Broward	Sunrise No. 3 WWTP (Sawgrass)	2024	FLA042641	SFWMD	SED	Yes
Broward	Town of Davie Water Reclamation Facility	2024	FLA706736	SFWMD	SED	Yes
Charlotte	Charlotte County Utilities/Eastport WWTP	2024	FL0040291	SWFWMD	SD	Yes
Charlotte	Riverwoods Utilities WWTP	2024	FLA014060	SWFWMD	SD	Yes
Charlotte	Charlotte County Utilities/Burnt Store WWTP	2024	FLA014083	SWFWMD	SD	Yes

County	Reuse System Name	Report Year	Facility ID	Water Management District	DEP District Office	WRCA
Charlotte	Englewood Water District WRF	2024	FLA014126	SWFWMD	SD	Yes
Charlotte	City of Punta Gorda WWTP	2024	FLA118371	SFWMD	SD	Yes
Charlotte	Town and Country Utility Water Reclamation Facility	2024	FLA665495	SWFWMD	SD	Yes
Citrus	Brentwood Regional WWTF	2024	FLA011844	SWFWMD	SWD	No
Citrus	Meadowcrest WWTF	2024	FLA011845	SWFWMD	SWD	No
Citrus	City of Inverness WWTF	2024	FLA011847	SWFWMD	SWD	No
Citrus	City of Crystal River WWTF	2024	FLA011848	SWFWMD	SWD	No
Citrus	Beverly Hills WWTF	2024	FLA011869	SWFWMD	SWD	No
Citrus	Point O. Woods	2024	FLA011893	SWFWMD	SWD	No
Citrus	Southwest Regional Water R.F. FKA Sugarmill Woods WWTF	2024	FLA011903	SWFWMD	SWD	No
Clay	Green Cove Springs/Harbor Road WWTF	2024	FL0020915	SJRWMD	NED	Yes
Clay	Spencer's Crossing WWTF	2024	FL0173371	SJRWMD	NED	Yes
Clay	Peter's Creek (FKA Green Cove West) WWTF	2024	FLA327841	SJRWMD	NED	Yes
Collier	City of Naples Water Reclamation Facility	2024	FL0026271	SFWMD	SD	Yes
Collier	Collier County South County WRF	2024	FL0141356	SFWMD	SD	Yes
Collier	Immokalee WWTP	2024	FLA014132	SFWMD	SD	Yes
Collier	NE Utilities WWTP	2024	FLA014165	SFWMD	SD	Yes
Collier	Marco Island Utilities WWTP	2024	FLA014167	SFWMD	SD	Yes
Collier	Everglades City WWTF	2024	FLA027618	SFWMD	SD	Yes
Collier	Port of The Islands WRF	2024	FLA141704	SFWMD	SD	Yes
Collier	Golden Gate WWTP	2024	FLA142140	SFWMD	SD	Yes
Collier	Ave Maria WWTP	2024	FLA376400	SFWMD	SD	Yes

County	Reuse System Name	Report Year	Facility ID	Water Management District	DEP District Office	WRCA
Desoto	Desoto County Regional WWTF	2024	FLA530808	SWFWMD	SD	Yes
Dixie	Cross City WWTF	2024	FLA114201	SRWMD	NED	Yes
Duval	USN NAS Jacksonville WWTF	2024	FL0000957	SJRWMD	NED	Yes
Duval	Jacksonville Beach WWTF	2024	FL0020231	SJRWMD	NED	Yes
Duval	Buckman WWTF	2024	FL0026000	SJRWMD	NED	Yes
Duval	Arlington East WWTF	2024	FL0026441	SJRWMD	NED	Yes
Duval	District II WWTF	2024	FL0026450	SJRWMD	NED	Yes
Duval	Southwest District WWTF	2024	FL0026468	SJRWMD	NED	Yes
Duval	Normandy Village Utility Company WWTF	2024	FLA011517	SJRWMD	NED	Yes
Escambia	ECUA/Pensacola Beach WRF	2024	FL0024007	NWFWMD	NWD	No
Escambia	ECUA/Bayou Marcus Water Reclamation Facility	2024	FL0031801	NWFWMD	NWD	No
Escambia	ECUA/Central Water Reclamation Facility	2024	FL0559351	NWFWMD	NWD	No
Flagler	City of Bunnell WWTF	2024	FL0020907	SJRWMD	NED	Yes
Flagler	Palm Coast WWTF	2024	FL0116009	SJRWMD	NED	Yes
Flagler	Palm Coast WWTF #2	2024	FL0710008	SJRWMD	NED	Yes
Flagler	Maritime Estates I WWTF	2024	FLA011593	SJRWMD	NED	Yes
Flagler	Plantation Bay WWTF	2024	FLA011597	SJRWMD	NED	Yes
Flagler	Dunes Community Development District WWTF	2024	FLA011602	SJRWMD	NED	Yes
Flagler	Maritime Estates II	2024	FLA011604	SJRWMD	NED	Yes
Flagler	Flagler-By-The-Sea WWTF	2024	FLA011611	SJRWMD	NED	Yes
Flagler	Marine Park of Flagler WWTF	2024	FLA011612	SJRWMD	NED	Yes
Franklin	Eastpoint Wastewater Treatment Plant	2024	FLA010065	NWFWMD	NWD	No

County	Reuse System Name	Report Year	Facility ID	Water Management District	DEP District Office	WRCA
Gadsden	Quincy WWTP	2024	FL0029033	NWFWMD	NWD	No
Gadsden	Havana Middle School WWTP	2024	FLA010085	NWFWMD	NWD	No
Gadsden	Havana WWTF	2024	FLA100765	NWFWMD	NWD	No
Gadsden	City of Gretna WWTP	2024	FLA100781	NWFWMD	NWD	Yes
Gadsden	Gadsden East WWTF	2024	FLA187941	NWFWMD	NWD	No
Gilchrist	Lancaster Correctional Institution WWTF	2024	FLA011620	SRWMD	NED	Yes
Glades	Glades County Correctional WWTP	2024	FLA016891	SFWMD	SD	Yes
Gulf	Gulf Correctional Institution WWTP	2024	FLA010105	NWFWMD	NWD	No
Hamilton	White Springs WWTF	2024	FLA116220	SRWMD	NED	Yes
Hardee	Hardee Correctional Institution	2024	FLA012022	SWFWMD	SWD	Yes
Hardee	City of Wauchula WWTP	2024	FLA119890	SWFWMD	SWD	Yes
Hardee	City of Zolfo Springs WWTF	2024	FLA119903	SWFWMD	SWD	Yes
Hardee	City of Bowling Green WWTF	2024	FLA119911	SWFWMD	SWD	Yes
Hardee	Wauchula Hills WWTP	2024	FLA290980	SWFWMD	SWD	Yes
Hendry	City of Clewiston WWTP	2024	FL0040665	SFWMD	SD	Yes
Hendry	City of Labelle WWTP #1	2024	FLA014283	SFWMD	SD	Yes
Hendry	Port Labelle WWTP	2024	FLA014290	SFWMD	SD	Yes
Hernando	Ridge Manor Subregional WWTF	2024	FLA012031	SWFWMD	SWD	No
Hernando	William S. Smith Water Reclamation Facility	2024	FLA012036	SWFWMD	SWD	No
Hernando	Glen Water Reclamation Facility	2024	FLA012069	SWFWMD	SWD	No
Hernando	Hernando County Airport WRF	2024	FLA017223	SWFWMD	SWD	No
Highlands	City of Sebring Cemetery Road WWTP	2024	FLA014311	SWFWMD	SD	Yes

County	Reuse System Name	Report Year	Facility ID	Water Management District	DEP District Office	WRCA
Highlands	City of Avon Park WWTP	2024	FLA014313	SWFWMD	SD	Yes
Highlands	Western Blvd WWTP	2024	FLA014328	SFWMD	SD	Yes
Highlands	Tomoka Heights WWTP AKA Placid Utilities	2024	FLA014329	SWFWMD	SD	Yes
Highlands	Sun'N Lake of Sebring Unit 23 WWTP	2024	FLA014389	SWFWMD	SD	Yes
Highlands	Sun'N Lake of Sebring Unit 4 WWTP	2024	FLA016268	SWFWMD	SD	Yes
Highlands	North Main Street WWTP	2024	FLA281484	SWFWMD	SD	Yes
Hillsborough	H. Curren AWWTP	2024	FL0020940	SWFWMD	SWD	Yes
Hillsborough	Plant City WRF	2024	FL0026557	SWFWMD	SWD	Yes
Hillsborough	Falkenburg Road AWTP	2024	FL0040614	SWFWMD	SWD	Yes
Hillsborough	Northwest Regional WRF	2024	FL0041670	SWFWMD	SWD	Yes
Hillsborough	Rice Creek WWTF	2024	FL0122076	SWFWMD	SWD	Yes
Hillsborough	MacDill AFB WWTP	2024	FLA012124	SWFWMD	SWD	Yes
Hillsborough	Windemere Utility WWTP	2024	FLA012138	SWFWMD	SWD	Yes
Hillsborough	Riverside Club WWTP	2024	FLA012169	SWFWMD	SWD	Yes
Hillsborough	Country Meadows/Golden Lakes WWTP	2024	FLA122246	SWFWMD	SWD	Yes
Indian River	IRCUD/Central (Gifford) WWTF	2024	FLA010431	SFWMD	SED	Yes
Indian River	City of Vero Beach	2024	FLA021661	SJRWMD	SED	Yes
Jackson	Jackson Correctional Institution WWTP	2024	FLA010127	NWFWMD	NWD	No
Jackson	Cottondale WWTP	2024	FLA101168	NWFWMD	NWD	No
Jackson	Town of Grand Ridge WWTF	2024	FLA546429	NWFWMD	NWD	No
Jefferson	Jefferson Correctional Institution WWTF	2024	FLA011642	SRWMD	NWD	No
Lafayette	Mayo Correctional Institution WWTF	2024	FLA011646	SRWMD	NED	Yes



County	Reuse System Name	Report Year	Facility ID	Water Management District	DEP District Office	WRCA
Lake	Eustis Bates Avenue WWTF	2024	FLA010507	SJRWMD	CD	Yes
Lake	Tavares/Woodlea Road WWTF	2024	FLA010509	SJRWMD	CD	Yes
Lake	Clermont/East	2024	FLA010515	SJRWMD	CD	Yes
Lake	Clerbrook RV Resorts	2024	FLA010538	SJRWMD	CD	Yes
Lake	Villages WWTF	2024	FLA010555	SJRWMD	CD	Yes
Lake	Pennbrooke Fairways	2024	FLA010570	SJRWMD	CD	Yes
Lake	Frozen Grove WWTF	2024	FLA010588	SJRWMD	CD	Yes
Lake	Lake Groves WWTF	2024	FLA010630	SJRWMD	CD	Yes
Lake	Southlake Utilities WWTF	2024	FLA010634	SJRWMD	CD	Yes
Lake	Mid Florida Lakes WWTF	2024	FLA010657	SJRWMD	CD	Yes
Lake	Leesburg/Canal St. WWTF	2024	FLA105066	SJRWMD	CD	Yes
Lake	St. Johns River Utility WWTF (FKA Astor/Astor Park)	2024	FLA187496	SJRWMD	CD	Yes
Lake	Pine Island	2024	FLA297631	SJRWMD	CD	Yes
Lake	Lady Lake WWTF	2024	FLA399761	SJRWMD	CD	Yes
Lee	Fort Myers Central AWWTF	2024	FL0021261	SFWMD	SD	Yes
Lee	Everest Parkway WRF	2024	FL0030007	SFWMD	SD	Yes
Lee	Lee County Utilities/Fiesta Village	2024	FL0039829	SFWMD	SD	Yes
Lee	Donax Water Reclamation Facility	2024	FLA014430	SFWMD	SD	Yes
Lee	Bonita Springs Water Reclamation (West)	2024	FLA014443	SFWMD	SD	Yes
Lee	Lake Fairways WWTP	2024	FLA014463	SFWMD	SD	Yes
Lee	Citrus Park North	2024	FLA014477	SFWMD	SD	Yes
Lee	Forest Utilities WWTP	2024	FLA014478	SFWMD	SD	Yes

County	Reuse System Name	Report Year	Facility ID	Water Management District	DEP District Office	WRCA
Lee	Fiddlesticks Country Club	2024	FLA014484	SFWMD	SD	Yes
Lee	Eagle Ridge WWTP	2024	FLA014498	SFWMD	SD	Yes
Lee	Cross Creek WWTF	2024	FLA014505	SFWMD	SD	Yes
Lee	Hunter's Ridge WWTP	2024	FLA014541	SFWMD	SD	Yes
Lee	Gateway Water Reclamation Facility	2024	FLA014542	SFWMD	SD	Yes
Lee	Del Prado WWTF	2024	FLA014548	SFWMD	SD	Yes
Lee	South Seas Plantation	2024	FLA014686	SFWMD	SD	Yes
Lee	Fort Myers Beach WRF	2024	FLA144215	SFWMD	SD	Yes
Lee	Three Oaks WWTF	2024	FLA145190	SFWMD	SD	Yes
Lee	Pine Island WRF	2024	FLA176460	SFWMD	SD	Yes
Leon	T.P. Smith Water Reclamation Facility	2024	FLA010139	NFWFMD	NWD	No
Leon	Meadows-At-Woodrun WWTF	2024	FLA010159	NFWFMD	NWD	No
Leon	Sandstone Ranch WWTF	2024	FLA010167	NFWFMD	NWD	No
Leon	Lake Jackson WWTP	2024	FLA010171	NFWFMD	NWD	No
Leon	Killearn Lakes WWTP	2024	FLA010173	NFWFMD	NWD	No
Levy	Chiefland WWTF	2024	FLA011648	SRWMD	NED	Yes
Levy	Williston WWTF	2024	FLA012612	SWFWMD	NED	No
Liberty	Liberty Correctional Institution WWTP	2024	FLA010179	NFWFMD	NWD	No
Liberty	Bristol WWTF	2024	FLA284602	NFWFMD	NWD	No
Manatee	City of Palmetto WWTP	2024	FL0020401	SWFWMD	SWD	Yes
Manatee	Manatee County Master Reuse System	2024	FL0474029	SWFWMD	SWD	Yes
Manatee	Braden River Utility	2024	FL0824381	SWFWMD	SWD	Yes

County	Reuse System Name	Report Year	Facility ID	Water Management District	DEP District Office	WRCA
Marion	City of Belleview	2024	FLA010678	SJRWMD	CD	Yes
Marion	Ocala WRF #2	2024	FLA010680	SJRWMD	CD	Yes
Marion	MCUD Stonecrest WWTF	2024	FLA010741	SJRWMD	CD	Yes
Marion	On Top of The World South WWTF	2024	FLA012683	SWFWMD	CD	No
Marion	Rainbow Springs Fifth Replat WWTF	2024	FLA012693	SWFWMD	CD	No
Marion	MCUD/Oak Run	2024	FLA012697	SWFWMD	CD	No
Marion	City of Dunnellon WWTF	2024	FLA126594	SWFWMD	CD	No
Marion	Ocala WRF #3	2024	FLA190268	SWFWMD	CD	No
Marion	Marion County/Northwest Regional WWTF	2024	FLA272060	SWFWMD	CD	No
Marion	MCUD/Silver Springs Shores WRF	2024	FLA296651	SJRWMD	CD	Yes
Marion	Juliette Falls WWTF	2024	FLA490415	SWFWMD	CD	Yes
Martin	Martin County Tropical Farms WWTF	2024	FL0043214	SFWMD	SED	Yes
Martin	South Martin Regional Util. (FKA Hydratech) WWTF	2024	FLA013859	SFWMD	SED	Yes
Martin	Martin Correctional Institute	2024	FLA013881	SFWMD	SED	Yes
Martin	City of Stuart	2024	FLA041459	SFWMD	SED	Yes
Martin	Martin County Utilities North WWTF	2024	FLA043192	SFWMD	SED	Yes
Miami-Dade	MDWASA Central District WWTF	2024	FL0024805	SFWMD	SED	Yes
Miami-Dade	MDWASD North District WWTP	2024	FL0032182	SFWMD	SED	Yes
Miami-Dade	City of Homestead	2024	FLA013609	SFWMD	SED	Yes
Miami-Dade	MDWASA South District WWTF	2024	FLA042137	SFWMD	SED	Yes
Monroe	City of Key Colony Beach	2024	FLA014720	SFWMD	SD	Yes
Monroe	Duck Key Wastewater Cooperative	2024	FLA014772	SFWMD	SD	No

County	Reuse System Name	Report Year	Facility ID	Water Management District	DEP District Office	WRCA
Monroe	Key West Resort Utility	2024	FLA014951	SFWMD	SD	Yes
Monroe	North Key Largo WWTP	2024	FLA015009	SFWMD	SD	Yes
Monroe	City of Marathon Area 5 Little Venice WWTP	2024	FLA187364	SFWMD	SD	Yes
Monroe	City of Marathon Area 4 WWTP	2024	FLA550973	SFWMD	SD	Yes
Monroe	Big Coppitt WWTP	2024	FLA567591	SFWMD	SD	Yes
Monroe	City of Marathon Area 3 WWTP	2024	FLA642851	SFWMD	SD	Yes
Monroe	City of Marathon Area 7 WWTP	2024	FLA705250	SFWMD	SD	Yes
Nassau	Hilliard WWTF	2024	FL0043079	SJRWMD	NED	Yes
Nassau	Nassau Regional WWTF	2024	FL0116793	SJRWMD	NED	Yes
Nassau	Nassau Amelia Utilities WWTF	2024	FLA011688	SJRWMD	NED	Yes
Okaloosa	Hurlburt Field AWTP	2024	FL0003174	NWFWMD	NWD	No
Okaloosa	Jerry D. Mitchem WRF at Bob Sikes Industrial Park	2024	FLA010181	NWFWMD	NWD	No
Okaloosa	Russell F.W. Stephenson WWTF	2024	FLA010182	NWFWMD	NWD	Yes
Okaloosa	NV Regional WWTF	2024	FLA010185	NWFWMD	NWD	Yes
Okaloosa	Mary Esther WWTP	2024	FLA010191	NWFWMD	NWD	Yes
Okaloosa	Crestview WWTP	2024	FLA010193	NWFWMD	NWD	No
Okaloosa	George F. French Water Reclamation Facility	2024	FLA010194	NWFWMD	NWD	Yes
Okaloosa	Okaloosa Correctional Institution WWTF	2024	FLA010202	NWFWMD	NWD	No
Okaloosa	Arbennie Pritchett Water Reclamation Facility	2024	FLA485942	NWFWMD	NWD	No
Okeechobee	Cemetery Road Wastewater Treatment Facility	2024	FLA013888	SFWMD	SED	Yes
Okeechobee	Okeechobee Correctional WWTF	2024	FLA013940	SFWMD	SED	Yes
Orange	Winter Garden WWTF	2024	FL0020109	SJRWMD	CD	Yes

County	Reuse System Name	Report Year	Facility ID	Water Management District	DEP District Office	WRCA
Orange	OCUD/Eastern Subregional WRF	2024	FL0038849	SJRWMD	CD	Yes
Orange	Conserv II Distribution Center	2024	FLA010795	SFWMD	CD	Yes
Orange	OCUD/Northwest Water Reclamation Facility	2024	FLA010798	SJRWMD	CD	Yes
Orange	Orlando/Conserv II WRF	2024	FLA010814	SFWMD	CD	Yes
Orange	Ocoee WWTF	2024	FLA010815	SJRWMD	CD	Yes
Orange	Orlando/Conserv I WWTF	2024	FLA010816	SFWMD	CD	Yes
Orange	Apopka WRF/Project Arrow	2024	FLA010818	SJRWMD	CD	Yes
Orange	Winter Park Estates WWTF	2024	FLA010819	SJRWMD	CD	Yes
Orange	Fairways Country Club WWTF	2024	FLA010823	SJRWMD	CD	Yes
Orange	Gulfstream Harbor WWTF	2024	FLA010835	SJRWMD	CD	Yes
Orange	Rock Springs MHP WWTF	2024	FLA010871	SJRWMD	CD	Yes
Orange	Wedgfield WWTF	2024	FLA010900	SJRWMD	CD	Yes
Orange	OCUD/South WRF	2024	FLA107972	SFWMD	CD	Yes
Orange	Central Florida Tourism Oversight District	2024	FLA108219	SFWMD	CD	Yes
Orange	OCUD Hamlin WRF	2024	FLAB07049	SFWMD	CD	Yes
Osceola	TWA/South Bermuda	2024	FLA010957	SJRWMD	CD	Yes
Osceola	TWA/Sandhill Road WWTF	2024	FLA010958	SFWMD	CD	Yes
Osceola	TWA/Parkway WWTF	2024	FLA010960	SFWMD	CD	Yes
Osceola	TWA Southside WRF	2024	FLA010962	SFWMD	CD	Yes
Osceola	Southport Park	2024	FLA011029	SJRWMD	CD	Yes
Osceola	TWA/Cypress West	2024	FLA109843	SJRWMD	CD	Yes
Osceola	TWA/Harmony Community Dev. District WWTF	2024	FLA267872	SFWMD	CD	Yes

County	Reuse System Name	Report Year	Facility ID	Water Management District	DEP District Office	WRCA
Osceola	Sunbridge Water Reclamation Facility (WRF)	2024	FLAB07198	SFWMD	CD	Yes
Palm Beach	City of Boca Raton WWTP	2024	FL0026344	SFWMD	SED	Yes
Palm Beach	Loxahatchee Env. Control Dist. WWTP	2024	FL0034649	SFWMD	SED	Yes
Palm Beach	South Central Regional WWTP	2024	FL0035980	SFWMD	SED	Yes
Palm Beach	Seacoast Utilities Authority PGA Regional WWTF	2024	FL0038768	SFWMD	SED	Yes
Palm Beach	Palm Beach County Southern Region Water Reclamation Facility	2024	FL0041424	SFWMD	SED	Yes
Palm Beach	Central Region Reclaimed Water Facility	2024	FL0471275	SFWMD	SED	Yes
Palm Beach	Okeelanta Corporation	2024	FLA013706	SFWMD	SED	Yes
Palm Beach	Western Region WWTF	2024	FLA027740	SFWMD	SED	Yes
Palm Beach	East Central Regional Water Reclamation Facility	2024	FLA041360	SFWMD	SED	Yes
Palm Beach	Village of Wellington WWTP	2024	FLA042595	SFWMD	SED	Yes
Palm Beach	Western Region North WWTP	2024	FLA136778	SFWMD	SED	Yes
Pasco	City of New Port Richey WWTF	2024	FL0127434	SWFWMD	SWD	Yes
Pasco	Dade City WWTP	2024	FLA012742	SWFWMD	SWD	Yes
Pasco	Seven Springs WWTF	2024	FLA012752	SWFWMD	SWD	Yes
Pasco	Forest Lake Estates WWTP	2024	FLA012801	SWFWMD	SWD	Yes
Pasco	Travelers Rest WWTF	2024	FLA012831	SWFWMD	SWD	Yes
Pasco	Pasco County Master Reuse System	2024	FLA127272	SWFWMD	SWD	Yes
Pinellas	City of Dunedin AWWTF	2024	FL0021326	SWFWMD	SWD	Yes
Pinellas	City of Largo	2024	FL0026603	SWFWMD	SWD	Yes
Pinellas	City of Tarpon Springs	2024	FL0030406	SWFWMD	SWD	Yes
Pinellas	South Cross Bayou WRF	2024	FL0040436	SWFWMD	SWD	Yes

County	Reuse System Name	Report Year	Facility ID	Water Management District	DEP District Office	WRCA
Pinellas	William E. Dunn WRF	2024	FL0128775	SWFWMD	SWD	Yes
Pinellas	City of Clearwater Master Reuse System	2024	FL0186261	SWFWMD	SWD	Yes
Pinellas	St. Petersburg Master Urban Reuse System	2024	FLA012881	SWFWMD	SWD	Yes
Pinellas	On Top of The World WWTP	2024	FLA012905	SWFWMD	SWD	Yes
Polk	City of Lakeland/Glendale WRF	2024	FL0039772	SWFWMD	SWD	Yes
Polk	Northeast Regional WWTF	2024	FL0A00002	SWFWMD	SWD	Yes
Polk	Outdoor Resorts at Orlando WWTF	2024	FLA011047	SWFWMD	SWD	Yes
Polk	Sun Ray WWTP	2024	FLA012949	SWFWMD	SWD	Yes
Polk	Southwest Regional WWTP	2024	FLA012954	SWFWMD	SWD	Yes
Polk	Waverly WWTF	2024	FLA012968	SWFWMD	SWD	Yes
Polk	City of Bartow WRF	2024	FLA012976	SWFWMD	SWD	Yes
Polk	City of Frostproof WWTF	2024	FLA012983	SWFWMD	SWD	Yes
Polk	Sweetwater Golf & Tennis Club WWTP	2024	FLA013082	SWFWMD	SWD	Yes
Polk	Swiss Village WWTF	2024	FLA013102	SWFWMD	SWD	Yes
Polk	Swiss Golf Club	2024	FLA013103	SWFWMD	SWD	Yes
Polk	Cypress Lakes WWTP	2024	FLA013123	SWFWMD	SWD	Yes
Polk	City of Winter Haven WWTP #2	2024	FLA129747	SWFWMD	SWD	Yes
Polk	City of Lake Wales WWTP	2024	FLA129844	SWFWMD	SWD	Yes
Polk	Northwest Regional WWTF	2024	FLA178667	SWFWMD	SWD	Yes
Polk	Dundee Regional WWTF	2024	FLA180416	SWFWMD	SWD	Yes
Polk	Cardinal Hill WWTF	2024	FLA489093	SWFWMD	SWD	Yes
Polk	Lake Hamilton Wastewater Treatment Facility	2024	FLAB07302	SWFWMD	SWD	Yes

County	Reuse System Name	Report Year	Facility ID	Water Management District	DEP District Office	WRCA
Putnam	Crescent City WWTF	2024	FL0021610	SJRWMD	NED	Yes
Putnam	Bass Capital Mobile Home Park WWTF	2024	FLA011709	SJRWMD	NED	Yes
Putnam	Economy Inn Motel WWTF/Palatka	2024	FLA011713	SJRWMD	NED	Yes
Santa Rosa	Milton WWTF	2024	FL0021903	NWFWMD	NWD	No
Santa Rosa	Navarre Beach WWTP	2024	FL0023981	NWFWMD	NWD	No
Santa Rosa	Pace Water System WWTP	2024	FL0102202	NWFWMD	NWD	No
Santa Rosa	Town of Jay WWTP	2024	FLA010206	NWFWMD	NWD	No
Santa Rosa	Holley-Navarre Wastewater Treatment Facility	2024	FLA010211	NWFWMD	NWD	Yes
Santa Rosa	Gulf Breeze Regional Water System WRF	2024	FLA010212	NWFWMD	NWD	Yes
Santa Rosa	Sundial Utilities WWTP	2024	FLA016779	NWFWMD	NWD	No
Sarasota	City of Sarasota AWWTF	2024	FL0040771	SWFWMD	SD	Yes
Sarasota	Venice Eastside WWTP	2024	FL0041441	SWFWMD	SD	Yes
Sarasota	City of North Port WWTP	2024	FLA013378	SWFWMD	SD	Yes
Sarasota	Sarasota County South Master Reuse System	2024	FLA176303	SWFWMD	SD	Yes
Sarasota	Sarasota County North Master Reuse System	2024	FLA177008	SWFWMD	SD	Yes
Sarasota	Southwest WRF	2024	FLA984841	SWFWMD	SD	Yes
Seminole	Sanford North WRF	2024	FL0020141	SJRWMD	CD	Yes
Seminole	Altamonte Springs Regional WRF	2024	FL0033251	SJRWMD	CD	Yes
Seminole	Wekiva Hunt Club WRF	2024	FL0036251	SJRWMD	CD	Yes
Seminole	Orlando/Iron Bridge Regional WRF	2024	FL0037966	SJRWMD	CD	Yes
Seminole	Casselberry WRF	2024	FLA011066	SJRWMD	CD	Yes
Seminole	Winter Springs/West	2024	FLA011067	SJRWMD	CD	Yes



County	Reuse System Name	Report Year	Facility ID	Water Management District	DEP District Office	WRCA
Seminole	Winter Springs/East WWTF	2024	FLA011068	SJRWMD	CD	Yes
Seminole	Chuluota WWTF	2024	FLA011076	SJRWMD	CD	Yes
Seminole	Palm Valley MHP WWTF	2024	FLA011085	SJRWMD	CD	Yes
Seminole	SCU/Greenwood Lakes WRF	2024	FLA011086	SJRWMD	CD	Yes
Seminole	SCU/Northwest Regional WRF	2024	FLA042625	SJRWMD	CD	Yes
St. Johns	St. Augustine WWTF No. 1	2024	FL0021938	SJRWMD	NED	Yes
St. Johns	Anastasia Island WWTF	2024	FL0038831	SJRWMD	NED	Yes
St. Johns	Players Club South WWTF	2024	FL0044245	SJRWMD	NED	Yes
St. Johns	Marsh Landing WWTF	2024	FL0044253	SJRWMD	NED	Yes
St. Johns	State Road 207 WWTF	2024	FL0117471	SJRWMD	NED	Yes
St. Johns	Ponte Vedra WRF	2024	FL0117951	SJRWMD	NED	Yes
St. Johns	Northwest Wastewater Treatment Plant	2024	FL0670651	SJRWMD	NED	Yes
St. Johns	North Beach WWTF	2024	FLA011765	SJRWMD	NED	Yes
St. Johns	Ponce De Leon WWTF	2024	FLA011773	SJRWMD	NED	Yes
St. Lucie	Fort Pierce Utility Authority WWTF	2024	FL0027278	SFWMD	SED	Yes
St. Lucie	SLCUD South Hutchinson Island Water Reclamation Facility	2024	FL0139475	SFWMD	SED	Yes
St. Lucie	SLCU North Hutchinson Island WWTF	2024	FLA013946	SFWMD	SED	Yes
St. Lucie	St. Lucie County Utilities Holiday Pines WWTF	2024	FLA013969	SFWMD	SED	Yes
St. Lucie	Spanish Lakes Country Club	2024	FLA013977	SFWMD	SED	Yes
St. Lucie	Island Dunes Country Club WWTF	2024	FLA013980	SFWMD	SED	Yes
St. Lucie	Meadowood Community Association, Inc. WWTF	2024	FLA013982	SFWMD	SED	Yes
St. Lucie	St. Lucie West Services District	2024	FLA013993	SFWMD	SED	Yes

County	Reuse System Name	Report Year	Facility ID	Water Management District	DEP District Office	WRCA
St. Lucie	Spanish Lakes Fairways WWTF	2024	FLA013998	SFWMD	SED	Yes
St. Lucie	Port St. Lucie Utility Westport WWTF	2024	FLA139653	SFWMD	SED	Yes
St. Lucie	Port St. Lucie Utilities (PSLU) Glades WWTF	2024	FLA326321	SFWMD	SED	Yes
Sumter	City of Wildwood WWTP	2024	FLA013497	SWFWMD	CD	No
Sumter	Little Sumter Utility Co. WWTF	2024	FLA017133	SWFWMD	CD	No
Sumter	Continental Country Club	2024	FLA043699	SWFWMD	CD	No
Sumter	North Sumter Utility Company WWTF	2024	FLA281581	SWFWMD	CD	No
Sumter	Central Sumter Utility Company WWTF	2024	FLA499951	SWFWMD	CD	No
Sumter	North Sumter Utility Company Master Reuse System	2024	FLA516708	SWFWMD	CD	No
Sumter	GPU WRF	2024	FLAB07202	SWFWMD	CD	No
Suwannee	Live Oak WWTF	2024	FLA011805	SRWMD	NED	Yes
Union	City of Lake Butler WWTF	2024	FLA118338	SRWMD	NED	Yes
Volusia	Deland/Wiley M. Nash Water Reclamation Facility	2024	FL0020303	SJRWMD	CD	Yes
Volusia	Ormond Beach WWTF	2024	FL0020532	SJRWMD	CD	Yes
Volusia	Port Orange WWTF	2024	FL0020559	SJRWMD	CD	Yes
Volusia	City of Edgewater	2024	FL0021431	SJRWMD	CD	Yes
Volusia	Daytona Beach/Bethune Point WRF	2024	FL0025984	SJRWMD	CD	Yes
Volusia	New Smyrna Beach Water Reclamation Facility	2024	FL0172090	SJRWMD	CD	Yes
Volusia	Samsula Academy WWTF	2024	FLA011113	SJRWMD	CD	Yes
Volusia	VC/Southwest WWTF #2	2024	FLA011121	SJRWMD	CD	Yes
Volusia	VC/Southwest Regional WRF	2024	FLA011128	SJRWMD	CD	Yes
Volusia	VC/ Halifax Plantation WWTF #8	2024	FLA011131	SJRWMD	CD	Yes

County	Reuse System Name	Report Year	Facility ID	Water Management District	DEP District Office	WRCA
Volusia	Mariners Bay Condominium WWTF	2024	FLA011150	SJRWMD	CD	Yes
Volusia	Windemere Shores Condo	2024	FLA011151	SJRWMD	CD	Yes
Volusia	Cypress Point WWTF (Golf & RV Campground)	2024	FLA011154	SJRWMD	CD	Yes
Volusia	Van Lee Condominiums WWTF	2024	FLA011156	SJRWMD	CD	Yes
Volusia	Applegate Estates MHP WWTF	2024	FLA011159	SJRWMD	CD	Yes
Volusia	Ocean House Condominium WWTF	2024	FLA011162	SJRWMD	CD	Yes
Volusia	Villages of Pine Run	2024	FLA011169	SJRWMD	CD	Yes
Volusia	North Peninsula Utilities WWTF	2024	FLA011188	SJRWMD	CD	Yes
Volusia	Arlington Square Apartments WWTF	2024	FLA011197	SJRWMD	CD	Yes
Volusia	Lakeview Terrace MHP	2024	FLA011198	SJRWMD	CD	Yes
Volusia	Lake Helen Mobile Home Villas	2024	FLA011199	SJRWMD	CD	Yes
Volusia	Quality Inn WWTF	2024	FLA011203	SJRWMD	CD	Yes
Volusia	Meadowlea Estates WWTF	2024	FLA011208	SJRWMD	CD	Yes
Volusia	El Dorado Estates WWTF	2024	FLA011209	SJRWMD	CD	Yes
Volusia	Sunny Sands Resort	2024	FLA011212	SJRWMD	CD	Yes
Volusia	Orangewood Mobile Home Park	2024	FLA011217	SJRWMD	CD	Yes
Volusia	Days Inn of Orange City WWTF	2024	FLA011220	SJRWMD	CD	Yes
Volusia	Paradise Lakes Campground	2024	FLA011234	SJRWMD	CD	Yes
Volusia	Kove Estates	2024	FLA011235	SJRWMD	CD	Yes
Volusia	Emerald Palms WWTF	2024	FLA011236	SJRWMD	CD	Yes
Volusia	Encore Daytona North WWTF	2024	FLA011239	SJRWMD	CD	Yes
Volusia	St. Johns River Club Condominium WWTF	2024	FLA011263	SJRWMD	CD	Yes

County	Reuse System Name	Report Year	Facility ID	Water Management District	DEP District Office	WRCA
Volusia	Candlelight MHP	2024	FLA011265	SJRWMD	CD	Yes
Volusia	Hontoon Island State Park	2024	FLA011276	SJRWMD	CD	Yes
Volusia	Blue Spring State Park	2024	FLA011279	SJRWMD	CD	Yes
Volusia	VC/Southeast WWTF #7	2024	FLA017413	SJRWMD	CD	Yes
Wakulla	Wakulla County/Otter Creek WWTP	2024	FLA010225	NWFWMD	NWD	No
Wakulla	Winco Utilities, Inc. WWTP	2024	FLA016544	NWFWMD	NWD	No
Walton	South Walton Utility Company WWTP	2024	FL0102482	NWFWMD	NWD	Yes
Walton	City of Freeport WWTP	2024	FLA010245	NWFWMD	NWD	Yes
Walton	Sandestin WWTP	2024	FLA010251	NWFWMD	NWD	Yes
Walton	Point Washington WWTP	2024	FLA010252	NWFWMD	NWD	Yes
Walton	Walton Correctional Institution WWTP	2024	FLA010254	NWFWMD	NWD	No
Walton	Seacrest WWTP	2024	FLA183555	NWFWMD	NWD	Yes
Walton	Walton County Commerce Park at Mossy Head WWTF	2024	FLA689637	NWFWMD	NWD	No
Washington	Chipley WWTP	2024	FLA027570	NWFWMD	NWD	No
Washington	City of Vernon WWTF	2024	FLA102563	NWFWMD	NWD	No
Washington	Chipley/Bultman Sprayfield	2024	FLAB07131	NWFWMD	NWD	No

## Appendix B. Domestic Wastewater Treatment Facilities That Provided Reuse Reports

County	Reuse System Name	WWTP Name	Facility ID	Disinfection Level	WWTP Capacity (mgd)	WWTP Flow (mgd)
Alachua	GRU/Main Street WRF	GRU/Main Street WRF	FL0027251	BA	7.5	6.155
Alachua	Kanapaha WRF	Kanapaha WRF	FL0112895	HI	14.9	11.6
Alachua	City of Alachua AWRP	City of Alachua AWRP	FLA011290	HI	1.5	0.805
Alachua	Newberry WWTF	Newberry WWTF	FLA011292	BA	0.56	0.274
Alachua	University of Florida WWTF (FDOE)	University of Florida WWTF (FDOE)	FLA011322	HI	3	1.84
Alachua	High Springs WWTF	High Springs WWTF	FLA286095	BA	0.3	0.268
Baker	Baker Correctional Institution WWTF	Baker Correctional Institution WWTF	FLA011332	HI	0.32	0.124
Bay	Panama City Beach WWTP #1	Panama City Beach WWTP #1	FL0021512	HI	14	7.704
Bay	Military Point Regional AWT Facility	Military Point Regional AWT Facility	FL0167959	IM	7	4.327
Bay	North Bay WWTF	North Bay WWTF	FLA428523	BA	0.5	0.215
Bradford	Florida State Prison WWTF	Florida State Prison WWTF	FLA113450	BA	1.58	0.71
Brevard	Cape Canaveral WRF	Cape Canaveral WRF	FL0020541	HI	1.8	1.027
Brevard	Cocoa Beach WRF	Cocoa Beach WRF	FL0021105	HI	6	3.489
Brevard	Cocoa Water Reclamation Facility	Cocoa Water Reclamation Facility	FL0021521	HI	4.5	2.22
Brevard	City of Rockledge	City of Rockledge	FL0021571	HI	4.5	2.31
Brevard	BCUD/South Beaches	BCUD/South Beaches	FL0040622	HI	8	6.455
Brevard	Melbourne/Grant Street	Melbourne/Grant Street	FL0041122	HB	5.5	3.45
Brevard	Barefoot Bay Advanced WWTF	Barefoot Bay Advanced WWTF	FL0042293	HI	1.041	0.731
Brevard	BCUD/South Central Regional	BCUD/South Central Regional	FL0102679	HB	12	4.86
Brevard	Cape Canaveral Air Force Station Regional WWTF	Cape Canaveral Air Force Station Regional WWTF	FL0102920	BA	0.8	0.471
Brevard	Titusville Blue Heron WRF	Titusville North/Osprey	FL0103268	IM	2.75	1.962
Brevard	Titusville Blue Heron WRF	Titusville Blue Heron WRF	FL0103349	IM	4	2.2

County	Reuse System Name	WWTP Name	Facility ID	Disinfection Level	WWTP Capacity (mgd)	WWTP Flow (mgd)
Brevard	Melbourne/D.B. Lee WWTP	Melbourne/D.B. Lee WWTP	FLA010323	HB	7	4.26
Brevard	West Melbourne/Ray Bullard	West Melbourne/Ray Bullard	FLA010332	HI	3	2.1
Brevard	Pinewood Village MHP	Pinewood Village MHP	FLA010342	BA	0.015	0.01
Brevard	Northgate Mobile Ranch and Travel Park WWTF	Northgate Mobile Ranch and Travel Park WWTF	FLA010368	BA	0.046	0.016
Brevard	Stuckeys Pecan Shop and RV Campground WWTF	Stuckeys Pecan Shop and RV Campground WWTF	FLA010370	BA	0.0085	0.0067
Brevard	BCUD/Sykes Creek Regional WWTF	BCUD/Sykes Creek Regional WWTF	FLA102695	HI	6	3.326
Brevard	BCUD/Port St. John	BCUD/Port St. John	FLA102750	HI	0.49	0.387
Brevard	Palm Bay #1 WRF	Palm Bay #1 WRF	FLA103357	HI	2.3	1.021
Broward	Hollywood Southern Regional WWTF	Hollywood Southern Regional WWTF	FL0026255	BA	55.5	44.22
Broward	Broward Co. North Regional WWTP	Broward Co. North Regional WWTP	FL0031771	HB	95	72.8
Broward	Hollywood Southern Regional WWTF	City of Cooper City WWTP	FL0040398	HI	3.44	1.09
Broward	Hollywood Southern Regional WWTF	Town of Davie WWTP	FL0040541	HI	4.85	1.9
Broward	Sunrise Southwest WWTP	Sunrise Southwest WWTP	FLA013580	BA	0.99	0.396
Broward	Tindall Hammock Wastewater Treatment Facility	Tindall Hammock Wastewater Treatment Facility	FLA013583	HI	0.6	0.403
Broward	City of Miramar WWTF	City of Miramar WWTF	FLA017025	HI	12.7	10.371
Broward	Plantation Regional WWTP	Plantation Regional WWTP	FLA040401	HI	18.9	12.012
Broward	Coral Springs Imp. Dist. WWTF	Coral Springs Imp. Dist. WWTF	FLA041301	BA	7.72	5.66
Broward	Sunrise No. 3 WWTP (Sawgrass)	Sunrise No. 3 WWTP (Sawgrass)	FLA042641	BA	18	13.033
Broward	Sunrise No. 3 WWTP (Sawgrass)	Sunrise No. 3 WWTP (Sawgrass)	FLA042641	HI	2	0.135
Broward	Town of Davie Water Reclamation Facility	Town of Davie Water Reclamation Facility	FLA706736	HI	3.5	1.849
Charlotte	Charlotte County Utilities/Eastport WWTP	Charlotte County Utilities/Eastport WWTP	FL0040291	HI	6	5.393

County	Reuse System Name	WWTP Name	Facility ID	Disinfection Level	WWTP Capacity (mgd)	WWTP Flow (mgd)
Charlotte	Charlotte County Utilities/Eastport WWTP	Charlotte County Utilities/Westport WWTP	FLA014048	HI	1.2	0.773
Charlotte	Riverwoods Utilities WWTP	Riverwoods Utilities WWTP	FLA014060	HI	0.499	0.127
Charlotte	Charlotte County Utilities/Burnt Store WWTP	Charlotte County Utilities/Burnt Store WWTP	FLA014083	HI	0.5	0.377
Charlotte	Charlotte County Utilities/Eastport WWTP	Rotonda WRF	FLA014098	HI	2	1.311
Charlotte	Englewood Water District WRF	Englewood Water District WRF	FLA014126	HI	3.4	1.764
Charlotte	City of Punta Gorda WWTP	City of Punta Gorda WWTP	FLA118371	HI	4	2.6
Charlotte	Town and Country Utility Water Reclamation Facility	Town and Country Utility Water Reclamation Facility	FLA665495	HI	0.75	0.514
Citrus	Brentwood Regional WWTF	Brentwood Regional WWTF	FLA011844	BA	0.5	0.437
Citrus	Meadowcrest WWTF	Meadowcrest WWTF	FLA011845	HI	2	0.899
Citrus	City of Inverness WWTF	City of Inverness WWTF	FLA011847	HI	1.5	0.424
Citrus	City of Crystal River WWTF	City of Crystal River WWTF	FLA011848	BA	2.5	0.933
Citrus	Beverly Hills WWTF	Beverly Hills WWTF	FLA011869	BA	0.575	0.525
Citrus	Point O. Woods	Point O. Woods	FLA011893	HI	0.036	0.024
Citrus	Southwest Regional Water R.F. FKA Sugarmill Woods WWTF	Southwest Regional Water R.F. FKA Sugarmill Woods WWTF	FLA011903	BA	1.5	0.783
Clay	Green Cove Springs/Harbor Road WWTF	Green Cove Springs/Harbor Road WWTF	FL0020915	HI	0.75	0.505
Clay	Spencer's Crossing WWTF	Orange Park WWTF	FL0023922	BA	2.5	0.05
Clay	Spencer's Crossing WWTF	Miller Street WWTF	FL0025151	HI	4.99	1.71
Clay	Spencer's Crossing WWTF	Ridaught Landing WWTF	FL0039721	HI	2.37	1.34
Clay	Spencer's Crossing WWTF	Fleming Island Regional WWTF	FL0043834	HI	4	3.31
Clay	Spencer's Crossing WWTF	Spencer	FL0173371	HI	4	2.22
Clay	Spencer's Crossing WWTF	Mid-Clay Regional WWTF	FLA011377	HI	3	1.33

County	Reuse System Name	WWTP Name	Facility ID	Disinfection Level	WWTP Capacity (mgd)	WWTP Flow (mgd)
Clay	Peter's Creek (FKA Green Cove West) WWTF	Peter's Creek (FKA Green Cove West) WWTF	FLA327841	BA	0.3	0.237
Collier	City of Naples Water Reclamation Facility	City of Naples Water Reclamation Facility	FL0026271	HI	10	4.822
Collier	Collier County South County WRF	Collier County South County WRF	FL0141356	HI	16	10.886
Collier	Immokalee WWTP	Immokalee WWTP	FLA014132	BA	4	1.97
Collier	NE Utilities WWTP	NE Utilities WWTP	FLA014165	BA	0.75	0.332
Collier	Marco Island Utilities WWTP	Marco Island Utilities WWTP	FLA014167	HI	4.92	2.401
Collier	Everglades City WWTF	Everglades City WWTF	FLA027618	BA	0.16	0.089
Collier	Collier County South County WRF	Collier County North County WRF	FLA141399	HI	24.1	12.105
Collier	Port of The Islands/WRF	Port of The Islands/WRF	FLA141704	BA	0.2	0.121
Collier	Golden Gate WWTP	Golden Gate WWTP	FLA142140	HB	1.5	0.891
Collier	Ave Maria WWTP	Ave Maria WWTP	FLA376400	HI	0.9	0.642
Desoto	Desoto County Regional WWTF	Desoto County Regional WWTF	FLA530808	BA	0.95	0.511
Dixie	Cross City WWTF	Cross City WWTF	FLA114201	BA	0.64	0.253
Duval	USN NAS Jacksonville WWTF	USN NAS Jacksonville WWTF	FL0000957	HI	2.3	0.601
Duval	Jacksonville Beach WWTF	Jacksonville Beach WWTF	FL0020231	BA	4.5	2.634
Duval	Arlington East WWTF	Mandarin WRF	FL0023493	HI	9.75	7.012
Duval	Buckman WWTF	Buckman WWTF	FL0026000	BA	52.5	28.905
Duval	Arlington East WWTF	Arlington East WWTF	FL0026441	HI	25	21.03
Duval	District II WWTF	District II WWTF	FL0026450	BA	10	6.093
Duval	Southwest District WWTF	Southwest District WWTF	FL0026468	BA	14	13.085
Duval	Arlington East WWTF	Julington Creek WRF	FL0043591	HI	1	0.915
Duval	Arlington East WWTF	Blacks Ford WRF	FL0174441	HI	6	5.917



County	Reuse System Name	WWTP Name	Facility ID	Disinfection Level	WWTP Capacity (mgd)	WWTP Flow (mgd)
Duval	Normandy Village Utility Company WWTF	Normandy Village Utility Company WWTF	FLA011517	BA	0.4	0.237
Escambia	ECUA/Pensacola Beach WRF	ECUA/Pensacola Beach WRF	FL0024007	HI	1.27	0.044
Escambia	ECUA/Pensacola Beach WRF	ECUA/Pensacola Beach WRF	FL0024007	IM	2.4	0.889
Escambia	ECUA/Bayou Marcus Water Reclamation Facility	ECUA/Bayou Marcus Water Reclamation Facility	FL0031801	BA	8.2	5.816
Escambia	ECUA/Central Water Reclamation Facility	ECUA/Central Water Reclamation Facility	FL0559351	IM	22.5	14.029
Flagler	City of Bunnell WWTF	City of Bunnell WWTF	FL0020907	HI	0.6	0.323
Flagler	City of Bunnell WWTF	City of Bunnell WWTF	FL0020907	LL	0.3	0.091
Flagler	Dunes Community Development District WWTF	Palm Coast WWTF	FL0116009	HI	6.83	1.457
Flagler	Palm Coast WWTF	Palm Coast WWTF	FL0116009	HI	6.83	6.779
Flagler	Palm Coast WWTF #2	Palm Coast WWTF #2	FL0710008	HI	2	1.336
Flagler	Maritime Estates I WWTF	Maritime Estates I WWTF	FLA011593	BA	0.012	0.0028
Flagler	Plantation Bay WWTF	Plantation Bay WWTF	FLA011597	BA	0.475	0.253
Flagler	Dunes Community Development District WWTF	Dunes Community Development District WWTF	FLA011602	HI	0.92	0.439
Flagler	Maritime Estates II	Maritime Estates II	FLA011604	BA	0.0134	0.0029
Flagler	Flagler-By-The-Sea WWTF	Flagler-By-The-Sea WWTF	FLA011611	BA	0.01	0.003
Flagler	Marine Park of Flagler WWTF	Marine Park of Flagler WWTF	FLA011612	BA	0.025	0.014
Franklin	Eastpoint Wastewater Treatment Plant	Eastpoint Wastewater Treatment Plant	FLA010065	BA	0.3	0.118
Gadsden	Quincy WWTP	Quincy WWTP	FL0029033	BA	1.5	0.884
Gadsden	Havana Middle School WWTP	Havana Middle School WWTP	FLA010085	BA	0.015	0.006
Gadsden	Havana WWTF	Havana WWTF	FLA100765	BA	0.4	0.183
Gadsden	City of Gretna WWTP	City of Gretna WWTP	FLA100781	HI	0.4	0.233
Gadsden	Gadsden East WWTF	Gadsden East WWTF	FLA187941	BA	0.25	0.169

County	Reuse System Name	WWTP Name	Facility ID	Disinfection Level	WWTP Capacity (mgd)	WWTP Flow (mgd)
Gilchrist	Lancaster Correctional Institution WWTF	Lancaster Correctional Institution WWTF	FLA011620	BA	0.25	0.108
Glades	Glades County Correctional WWTP	Glades County Correctional WWTP	FLA016891	BA	0.405	0.169
Gulf	Gulf Correctional Institution WWTP	Gulf Correctional Institution WWTP	FLA010105	BA	0.35	0.189
Hamilton	White Springs WWTF	White Springs WWTF	FLA116220	BA	0.15	0.0484
Hardee	Hardee Correctional Institution	Hardee Correctional Institution	FLA012022	BA	0.212	0.232
Hardee	City of Wauchula WWTP	City of Wauchula WWTP	FLA119890	BA	1.2	0.698
Hardee	City of Zolfo Springs WWTF	City of Zolfo Springs WWTF	FLA119903	BA	0.29	0.105
Hardee	City of Bowling Green WWTF	City of Bowling Green WWTF	FLA119911	BA	0.32	0.204
Hardee	Wauchula Hills WWTP	Wauchula Hills WWTP	FLA290980	BA	0.36	0.147
Hendry	City of Clewiston WWTP	City of Clewiston WWTP	FL0040665	BA	1.5	1.47
Hendry	City of Labelle WWTP #1	City of Labelle WWTP #1	FLA014283	BA	0.75	0.536
Hendry	Port Labelle WWTP	Port Labelle WWTP	FLA014290	BA	0.499	0.233
Hernando	Ridge Manor Subregional WWTF	Ridge Manor Subregional WWTF	FLA012031	BA	0.75	0.282
Hernando	William S. Smith Water Reclamation Facility	William S. Smith Water Reclamation Facility	FLA012036	HI	1.9	1.45
Hernando	Glen Water Reclamation Facility	Glen Water Reclamation Facility	FLA012069	HI	3	1.899
Hernando	Hernando County Airport WRF	Hernando County Airport WRF	FLA017223	BA	6	2.766
Highlands	City of Sebring Cemetery Road WWTP	City of Sebring Cemetery Road WWTP	FLA014311	BA	1.5	1.137
Highlands	City of Avon Park WWTP	City of Avon Park WWTP	FLA014313	BA	1.8	0.891
Highlands	Western Blvd WWTP	Western Blvd WWTP	FLA014328	BA	0.2	0.082
Highlands	Tomoka Heights WWTP AKA Placid Utilities	Tomoka Heights WWTP AKA Placid Utilities	FLA014329	BA	0.2	0.067
Highlands	Sun'N Lake of Sebring Unit 23 WWTP	Sun'N Lake of Sebring Unit 23 WWTP	FLA014389	BA	0.7	0.379
Highlands	Sun'N Lake of Sebring Unit 4 WWTP	Sun'N Lake of Sebring Unit 4 WWTP	FLA016268	BA	0.25	0.0716

County	Reuse System Name	WWTP Name	Facility ID	Disinfection Level	WWTP Capacity (mgd)	WWTP Flow (mgd)
Highlands	North Main Street WWTP	North Main Street WWTP	FLA281484	HI	0.249	0.108
Hillsborough	H. Curren AWWTP	H. Curren AWWTP	FL0020940	HI	96	62.17
Hillsborough	Plant City WRF	Plant City WRF	FL0026557	HI	10	4.348
Hillsborough	Falkenburg Road AWWTP	South County Regional AWWTP	FL0028061	HI	10	9.11
Hillsborough	Falkenburg Road AWWTP	Falkenburg Road AWWTP	FL0040614	HI	12	11.9
Hillsborough	Falkenburg Road AWWTP	Valrico AWWTF	FL0040983	HI	12	8.34
Hillsborough	Northwest Regional WRF	Northwest Regional WRF	FL0041670	HI	30	17.22
Hillsborough	Rice Creek WWTF	Rice Creek WWTF	FL0122076	IM	0.225	0.063
Hillsborough	MacDill AFB WWTP	MacDill AFB WWTP	FLA012124	HI	1.2	0.541
Hillsborough	Windemere Utility WWTP	Windemere Utility WWTP	FLA012138	BA	0.185	0.11
Hillsborough	Riverside Club WWTP	Riverside Club WWTP	FLA012169	BA	0.12	0.059
Hillsborough	Northwest Regional WRF	Van Dyke WWTP	FLA012234	HI	1.7	1.38
Hillsborough	Country Meadows/Golden Lakes WWTP	Country Meadows/Golden Lakes WWTP	FLA122246	HI	0.21	0.112
Indian River	IRCUD/Central (Gifford) WWTF	Glendale Water Reclamation Facility	FL0041637	HI	6	2.202
Indian River	IRCUD/Central (Gifford) WWTF	Gifford Water Reclamation Facility	FLA010431	HI	4	2.563
Indian River	IRCUD/Central (Gifford) WWTF	Highlands Water Reclamation Facility	FLA010435	HI	2	0.879
Indian River	IRCUD/Central (Gifford) WWTF	Blue Cypress Water Reclamation Facility	FLA010439	HI	0.017	0.002
Indian River	City of Vero Beach	City of Vero Beach	FLA021661	HI	4.5	3.448
Jackson	Jackson Correctional Institution WWTP	Jackson Correctional Institution WWTP	FLA010127	BA	0.275	0.1458
Jackson	Cottondale WWTP	Cottondale WWTP	FLA101168	BA	0.25	0.1211
Jackson	Town of Grand Ridge WWTF	Town of Grand Ridge WWTF	FLA546429	BA	0.205	0.045
Jefferson	Jefferson Correctional Institution WWTF	Jefferson Correctional Institution WWTF	FLA011642	HI	0.25	0.169

County	Reuse System Name	WWTP Name	Facility ID	Disinfection Level	WWTP Capacity (mgd)	WWTP Flow (mgd)
Lafayette	Mayo Correctional Institution WWTF	Mayo Correctional Institution WWTF	FLA011646	BA	0.495	0.146
Lake	Eustis Bates Avenue WWTF	Eustis Bates Avenue WWTF	FLA010507	HI	2.99	1.712
Lake	Tavares/Woodlea Road WWTF	Tavares/Woodlea Road WWTF	FLA010509	HI	3	1.682
Lake	Clermont/East	Clermont/East	FLA010515	HI	4	3.496
Lake	Clerbrook RV Resorts	Clerbrook RV Resorts	FLA010538	BA	0.12	0.054
Lake	Villages WWTF	Villages WWTF	FLA010555	HI	1.64	0.904
Lake	Pennbrooke Fairways	Pennbrooke Fairways	FLA010570	HI	0.18	0.063
Lake	Frozen Grove WWTF	Frozen Grove WWTF	FLA010588	BA	0.87	0.097
Lake	Lake Groves WWTF	Lake Groves WWTF	FLA010630	HI	0.999	0.871
Lake	Southlake Utilities WWTF	Southlake Utilities WWTF	FLA010634	BA	1.5	1.002
Lake	Mid Florida Lakes WWTF	Mid Florida Lakes WWTF	FLA010657	BA	0.18	0.111
Lake	Leesburg/Canal St. WWTF	Leesburg/Canal St. WWTF	FLA105066	HI	3.5	2.2
Lake	Leesburg/Canal St. WWTF	Leesburg/Turnpike WWTF	FLA105147	HI	4.5	2.4
Lake	St. Johns River Utility WWTF (FKA Astor/Astor Park)	St. Johns River Utility WWTF (FKA Astor/Astor Park)	FLA187496	BA	0.3	0.143
Lake	Eustis Bates Avenue WWTF	Eustis/Eastern WWTF	FLA295965	HI	1	0.217
Lake	Pine Island	Pine Island	FLA297631	HI	0.225	0.049
Lake	Lady Lake WWTF	Lady Lake WWTF	FLA399761	HB	1	0.557
Lee	Fort Myers Central AWWTF	Fort Myers Central AWWTF	FL0021261	HI	11	9.07
Lee	Everest Parkway WRF	Everest Parkway WRF	FL0030007	HI	13.4	9.6
Lee	Fort Myers Beach WRF	Lee County Utilities/Fiesta Village	FL0039829	HI	5	0.9
Lee	Lee County Utilities/Fiesta Village	Lee County Utilities/Fiesta Village	FL0039829	HI	5	3.092
Lee	Bonita Springs Water Reclamation (West)	Bonita Springs Utilities East WRF	FLA012343	HI	4	2.589

County	Reuse System Name	WWTP Name	Facility ID	Disinfection Level	WWTP Capacity (mgd)	WWTP Flow (mgd)
Lee	Donax Water Reclamation Facility	Donax Water Reclamation Facility	FLA014430	HI	2.375	1.194
Lee	Bonita Springs Water Reclamation (West)	Bonita Springs Water Reclamation (West)	FLA014443	HI	7	2.402
Lee	Lake Fairways WWTP	Lake Fairways WWTP	FLA014463	HI	0.3	0.175
Lee	Citrus Park North	Citrus Park North	FLA014477	BA	0.199	0.0747
Lee	Forest Utilities WWTP	Forest Utilities WWTP	FLA014478	HI	0.8	0.488
Lee	Fiddlesticks Country Club	Fiddlesticks Country Club	FLA014484	HI	0.15	0.067
Lee	Eagle Ridge WWTP	Eagle Ridge WWTP	FLA014498	HI	0.318	0.217
Lee	Cross Creek WWTF	Cross Creek WWTF	FLA014505	HI	0.249	0.044
Lee	Hunter's Ridge WWTP	Hunter's Ridge WWTP	FLA014541	HI	0.1	0.052
Lee	Gateway Water Reclamation Facility	Gateway Water Reclamation Facility	FLA014542	HI	3	1.523
Lee	Del Prado WWTF	Del Prado WWTF	FLA014548	HI	4.25	3.104
Lee	Everest Parkway WRF	Del Prado WWTF	FLA014548	HI	4.25	1.89
Lee	South Seas Plantation	South Seas Plantation	FLA014686	HI	0.18	0.061
Lee	Fort Myers Beach WRF	Fort Myers Beach WRF	FLA144215	HI	6	0.033
Lee	Fort Myers Beach WRF	Fort Myers Beach WRF	FLA144215	HI	6	2.758
Lee	Three Oaks WWTF	Three Oaks WWTF	FLA145190	HI	6	4.312
Lee	Pine Island WRF	Pine Island WRF	FLA176460	HI	0.383	0.091
Lee	Everest Parkway WRF	Southwest WRF	FLA455458	HI	15	7.52
Leon	T.P. Smith Water Reclamation Facility	T.P. Smith Water Reclamation Facility	FLA010139	HI	26.5	21.6577
Leon	Meadows-At-Woodrun WWTF	Meadows-At-Woodrun WWTF	FLA010159	HI	0.098	0.06
Leon	Sandstone Ranch WWTF	Sandstone Ranch WWTF	FLA010167	BA	0.0707	0.009
Leon	Lake Jackson WWTP	Lake Jackson WWTP	FLA010171	BA	0.5	0.321
Leon	Killearn Lakes WWTP	Killearn Lakes WWTP	FLA010173	BA	0.826	0.415

County	Reuse System Name	WWTP Name	Facility ID	Disinfection Level	WWTP Capacity (mgd)	WWTP Flow (mgd)
Levy	Chiefland WWTF	Chiefland WWTF	FLA011648	BA	0.475	0.411
Levy	Williston WWTF	Williston WWTF	FLA012612	BA	0.45	0.256
Liberty	Liberty Correctional Institution WWTP	Liberty Correctional Institution WWTP	FLA010179	BA	0.28	0.202
Liberty	Bristol WWTF	Bristol WWTF	FLA284602	LL	0.25	0.049
Manatee	City of Palmetto WWTP	City of Palmetto WWTP	FL0020401	HI	2.4	1.417
Marion	City of Belleview	City of Belleview	FLA010678	HI	1	0.437
Marion	Ocala WRF #2	Ocala WRF #2	FLA010680	HB	6.6	3.571
Marion	MCUD Stonecrest WWTF	MCUD Stonecrest WWTF	FLA010741	HI	0.67	0.246
Marion	On Top of The World South WWTF	On Top of The World South WWTF	FLA012683	HI	1.25	0.945
Marion	Rainbow Springs Fifth Replat WWTF	Rainbow Springs Fifth Replat WWTF	FLA012693	BA	0.23	0.137
Marion	MCUD/Oak Run	MCUD/Oak Run	FLA012697	HB	1.6	1.053
Marion	City of Dunnellon WWTF	City of Dunnellon WWTF	FLA126594	BA	0.49	0.174
Marion	Ocala WRF #3	Ocala WRF #3	FLA190268	HI	4.43	2.505
Marion	Marion County/Northwest Regional WWTF	Marion County/Northwest Regional WWTF	FLA272060	HB	0.8	0.276
Marion	MCUD/Silver Springs Shores WRF	MCUD/Silver Springs Shores WRF	FLA296651	HB	2	1.372
Marion	Juliette Falls WWTF	Juliette Falls WWTF	FLA490415	BA	0.026	0
Martin	Martin County Tropical Farms WWTF	Martin County Tropical Farms WWTF	FL0043214	HI	5.9	3.129
Martin	South Martin Regional Util. (FKA Hydratech) WWTF	South Martin Regional Util. (FKA Hydratech) WWTF	FLA013859	HI	1.4	0.967
Martin	Martin Correctional Institute	Martin Correctional Institute	FLA013881	HI	0.37	0.314
Martin	City of Stuart	City of Stuart	FLA041459	HI	4	1.761
Martin	Martin County Utilities North WWTF	Martin County Utilities North WWTF	FLA043192	HI	2.76	1.517
Miami-Dade	MDWASA Central District WWTF	MDWASA Central District WWTF	FL0024805	HB	143	127.97

County	Reuse System Name	WWTP Name	Facility ID	Disinfection Level	WWTP Capacity (mgd)	WWTP Flow (mgd)
Miami-Dade	MDWASD North District WWTP	MDWASD North District WWTP	FL0032182	HB	120	102.63
Miami-Dade	City of Homestead	City of Homestead	FLA013609	HI	5	4.371
Miami-Dade	MDWASA South District WWTF	MDWASA South District WWTF	FLA042137	HI	112.5	108.8
Monroe	City of Key Colony Beach	City of Key Colony Beach	FLA014720	HI	0.34	0.227
Monroe	Duck Key Wastewater Cooperative	Duck Key Wastewater Cooperative	FLA014772	HI	0.274	0.123
Monroe	Key West Resort Utility	Key West Resort Utility	FLA014951	HI	0.849	0.667
Monroe	North Key Largo WWTP	North Key Largo WWTP	FLA015009	HI	0.499	0.27
Monroe	City of Marathon Area 5 Little Venice WWTP	City of Marathon Area 5 Little Venice WWTP	FLA187364	HI	0.45	0.38
Monroe	City of Marathon Area 4 WWTP	City of Marathon Area 4 WWTP	FLA550973	HI	0.4	0.342
Monroe	Big Coppitt WWTP	Big Coppitt WWTP	FLA567591	HB	0.411	0.303
Monroe	City of Marathon Area 3 WWTP	City of Marathon Area 3 WWTP	FLA642851	HI	0.25	0.17
Monroe	City of Marathon Area 7 WWTP	City of Marathon Area 7 WWTP	FLA705250	HI	0.2	0.061
Nassau	Hilliard WWTF	Hilliard WWTF	FL0043079	BA	0.48	0.346
Nassau	Nassau Regional WWTF	Nassau Regional WWTF	FL0116793	HI	2	1.882
Nassau	Nassau Amelia Utilities WWTF	Nassau Amelia Utilities WWTF	FLA011688	HI	0.95	0.719
Okaloosa	Hurlburt Field AWTP	Hurlburt Field AWTP	FL0003174	HB	1	0.581
Okaloosa	Jerry D. Mitchem WRF at Bob Sikes Industrial Park	Jerry D. Mitchem WRF at Bob Sikes Industrial Park	FLA010181	BA	0.391	0.161
Okaloosa	Russell F.W. Stephenson WWTF	Russell F.W. Stephenson WWTF	FLA010182	BA	0.98	0.577
Okaloosa	NV Regional WWTF	NV Regional WWTF	FLA010185	HB	3.35	1.504
Okaloosa	Mary Esther WWTP	Mary Esther WWTP	FLA010191	BA	0.9	0.508
Okaloosa	Crestview WWTP	Crestview WWTP	FLA010193	BA	2.75	1.5033
Okaloosa	George F. French Water Reclamation Facility	George F. French Water Reclamation Facility	FLA010194	HI	6	3.18

County	Reuse System Name	WWTP Name	Facility ID	Disinfection Level	WWTP Capacity (mgd)	WWTP Flow (mgd)
Okaloosa	Okaloosa Correctional Institution WWTF	Okaloosa Correctional Institution WWTF	FLA010202	BA	0.225	0.155
Okaloosa	Arbennie Pritchett Water Reclamation Facility	Arbennie Pritchett Water Reclamation Facility	FLA485942	HB	15	7.463
Okaloosa	NV Regional WWTF	Arbennie Pritchett Water Reclamation Facility	FLA485942	HB	15	0.405
Okeechobee	Cemetery Road Wastewater Treatment Facility	Cemetery Road Wastewater Treatment Facility	FLA013888	HI	3.9	0.562
Okeechobee	Okeechobee Correctional WWTF	Okeechobee Correctional WWTF	FLA013940	BA	0.2	0.258
Orange	Winter Garden WWTF	Winter Garden WWTF	FL0020109	HB	4.75	3.51
Orange	Orlando/Conserv I WWTF	Orlando/Iron Bridge Regional WRF	FL0037966	HI	40	26.87
Orange	Orlando/Conserv I WWTF	OCUD/Eastern Subregional WRF	FL0038849	HB	24	4.331
Orange	OCUD/Eastern Subregional WRF	OCUD/Eastern Subregional WRF	FL0038849	HB	24	19.2238
Orange	Ocoee WWTF	Conserv II Distribution Center	FLA010795	HB	28	0.465
Orange	OCUD/Northwest Water Reclamation Facility	OCUD/Northwest Water Reclamation Facility	FLA010798	HI	11.25	6.541
Orange	Ocoee WWTF	OCUD/Northwest Water Reclamation Facility	FLA010798	HI	11.25	2.082
Orange	Conserv II Distribution Center	Orlando – Conserv II WRF	FLA010814	HI	25	12.218
Orange	Orlando – Conserv II WRF	Orlando – Conserv II WRF	FLA010814	HI	25	15.758
Orange	Ocoee WWTF	Ocoee WWTF	FLA010815	HB	3	1.875
Orange	Orlando/Conserv I WWTF	Orlando/Conserv I WWTF	FLA010816	HI	7.5	5.43
Orange	Apopka WRF/Project Arrow	Apopka WRF/Project Arrow	FLA010818	HI	8	3.562
Orange	Winter Park Estates WWTF	Winter Park Estates WWTF	FLA010819	HI	0.75	0.545
Orange	Fairways Country Club WWTF	Fairways Country Club WWTF	FLA010823	HI	0.15	0.121
Orange	Gulfstream Harbor WWTF	Gulfstream Harbor WWTF	FLA010835	BA	0.1	0.037
Orange	Rock Springs MHP WWTF	Rock Springs MHP WWTF	FLA010871	BA	0.15	0.11



County	Reuse System Name	WWTP Name	Facility ID	Disinfection Level	WWTP Capacity (mgd)	WWTP Flow (mgd)
Orange	Wedgefield WWTF	Wedgefield WWTF	FLA010900	HI	0.33	0.289
Orange	Conserv II Distribution Center	OCUD/South WRF	FLA107972	HI	56	21.673
Orange	OCUD/South WRF	OCUD/South WRF	FLA107972	HI	56	32.532
Orange	Central Florida Tourism Oversight District	Central Florida Tourism Oversight District	FLA108219	HI	20	12.801
Orange	Conserv II Distribution Center	OCUD Hamlin WRF	FLAB07049	HB	5	0.343
Orange	OCUD Hamlin WRF	OCUD Hamlin WRF	FLAB07049	HB	5	3.881
Osceola	TWA/Cypress West	TWA/Walnut Drive WRF	FL0036862	HI	0.85	0.445
Osceola	TWA/South Bermuda	TWA/South Bermuda	FLA010957	HI	14	12.758
Osceola	TWA/Sandhill Road WWTF	TWA/Sandhill Road WWTF	FLA010958	HI	6	5.922
Osceola	TWA Southside WRF	TWA/Parkway WWTF	FLA010960	HI	1.5	0.214
Osceola	TWA/Parkway WWTF	TWA/Parkway WWTF	FLA010960	HI	1.5	1.273
Osceola	TWA Southside WRF	TWA Southside WRF	FLA010962	HI	7.6	5.133
Osceola	TWA/Cypress West	TWA/Lake Marion	FLA010979	HI	3	1.9
Osceola	TWA/South Bermuda	TWA/Camelot S/D WWTF	FLA010983	HI	5	4.12
Osceola	Southport Park	Southport Park	FLA011029	BA	0.016	0.001
Osceola	TWA/South Bermuda	TWA/Cypress West	FLA109843	HI	6	0.853
Osceola	TWA/Cypress West	TWA/Cypress West	FLA109843	HI	6	3.38
Osceola	TWA/Harmony Community Dev. District WWTF	TWA/Harmony Community Dev. District WWTF	FLA267872	HI	0.499	0.353
Osceola	Sunbridge Water Reclamation Facility (WRF)	Sunbridge Water Reclamation Facility (WRF)	FLAB07198	HI	1	0.371
Palm Beach	City of Boca Raton WWTP	City of Boca Raton WWTP	FL0026344	BA	17.5	5.749
Palm Beach	City of Boca Raton WWTP	City of Boca Raton WWTP	FL0026344	HI	17.5	10.023
Palm Beach	Loxahatchee Env. Control Dist. WWTP	Loxahatchee Env. Control Dist. WWTP	FL0034649	HI	11	6.94

County	Reuse System Name	WWTP Name	Facility ID	Disinfection Level	WWTP Capacity (mgd)	WWTP Flow (mgd)
Palm Beach	South Central Regional WWTP	South Central Regional WWTP	FL0035980	HB	24	17.5
Palm Beach	Seacoast Utilities Authority PGA Regional WWTF	Seacoast Utilities Authority PGA Regional WWTF	FL0038768	HI	12	7.915
Palm Beach	Palm Beach County Southern Region Water Reclamation Facility	Palm Beach County Southern Region Water Reclamation Facility	FL0041424	HI	35	21.75
Palm Beach	Central Region Reclaimed Water Facility	Central Region Reclaimed Water Facility	FL0471275	HI	3	0.409
Palm Beach	Okeelanta Corporation	Okeelanta Corporation	FLA013706	BA	0.225	0.0286
Palm Beach	Western Region WWTF	Western Region WWTF	FLA027740	BA	6.5	2.804
Palm Beach	East Central Regional Water Reclamation Facility	East Central Regional Water Reclamation Facility	FLA041360	HB	70	50.78
Palm Beach	Village of Wellington WWTP	Village of Wellington WWTP	FLA042595	HI	6.5	3.67
Palm Beach	Western Region North WWTP	Western Region North WWTP	FLA136778	BA	1.2	0.967
Pasco	City of New Port Richey WWTF	City of New Port Richey WWTF	FL0127434	HI	7.5	4.841
Pasco	Pasco County Master Reuse System	City of New Port Richey WWTF	FL0127434	HI	7.5	1.982
Pasco	Pasco County Master Reuse System	Land O' Lakes Subregional WWTP	FLA012731	HI	3.5	3.093
Pasco	Pasco County Master Reuse System	Embassy Hills Subregional WWTF	FLA012735	HI	3.5	2.062
Pasco	Pasco County Master Reuse System	Southeast Pasco Subregional WWTF	FLA012737	HI	3	3.556
Pasco	Pasco County Master Reuse System	Shady Hills Subregional WWTF	FLA012741	HI	14	10.918
Pasco	Dade City WWTP	Dade City WWTP	FLA012742	HB	1.5	0.706
Pasco	Seven Springs WWTF	Seven Springs WWTF	FLA012752	HI	3.089	1.766
Pasco	Forest Lake Estates WWTP	Forest Lake Estates WWTP	FLA012801	BA	0.216	0.071
Pasco	Travelers Rest WWTF	Travelers Rest WWTF	FLA012831	HI	0.1	0.052
Pasco	Pasco County Master Reuse System	Wesley Center Subregional WWTF	FLA016094	HI	9	7.704
Pinellas	City of Dunedin AWWTF	City of Dunedin AWWTF	FL0021326	HI	6	3.7
Pinellas	City of Clearwater Master Reuse System	City of Clearwater Marshall Street WRF	FL0021857	HI	10	1.39

County	Reuse System Name	WWTP Name	Facility ID	Disinfection Level	WWTP Capacity (mgd)	WWTP Flow (mgd)
Pinellas	City of Clearwater Master Reuse System	City of Clearwater East AWWTP	FL0021865	HI	5	0.14
Pinellas	City of Largo	City of Largo	FL0026603	HI	18	12.36
Pinellas	William E. Dunn WRF	City of Oldsmar	FL0027651	HI	2.25	0.116
Pinellas	City of Tarpon Springs	City of Tarpon Springs	FL0030406	HI	4	1.91
Pinellas	South Cross Bayou WRF	South Cross Bayou WRF	FL0040436	HI	33	21.35
Pinellas	William E. Dunn WRF	William E. Dunn WRF	FL0128775	HI	9	6.597
Pinellas	City of Clearwater Master Reuse System	City of Clearwater Northeast WRF	FL0128937	HI	12	2.06
Pinellas	William E. Dunn WRF	City of Clearwater Northeast WRF	FL0128937	HI	13.5	0.135
Pinellas	On Top of The World WWTP	On Top of The World WWTP	FLA012905	HI	0.6	0.462
Pinellas	St. Petersburg Master Urban Reuse System	St. Petersburg Northwest WRF	FLA128821	HI	20	10.741
Pinellas	St. Petersburg Master Urban Reuse System	City of St. Petersburg Southwest WRF	FLA128848	HI	20	16.522
Pinellas	St. Petersburg Master Urban Reuse System	St. Petersburg Northeast WRF	FLA128856	HI	16	8.139
Polk	City of Winter Haven WWTP #2	City of Winter Haven WWTP #3	FL0036048	HB	7.5	5.658
Polk	City of Lakeland Glendale WRF	City of Lakeland Glendale WRF	FL0039772	BA	13.7	9.4
Polk	Northeast Regional WWTF	Northeast Regional WWTF	FL0A00002	HI	6	5.362
Polk	Outdoor Resorts at Orlando WWTF	Outdoor Resorts at Orlando WWTF	FLA011047	BA	0.125	0.112
Polk	Sun Ray WWTP	Sun Ray WWTP	FLA012949	BA	1	0.37
Polk	City of Lakeland/Glendale WRF	Southwest Regional WWTP	FLA012954	HI	4	2.03
Polk	Southwest Regional WWTP	Southwest Regional WWTP	FLA012954	HI	4	2.237
Polk	Waverly WWTF	Waverly WWTF	FLA012968	BA	0.13	0.025
Polk	City of Bartow WRF	City of Bartow WRF	FLA012976	BA	4	2.537
Polk	City of Frostproof WWTF	City of Frostproof WWTF	FLA012983	BA	0.25	0.164

County	Reuse System Name	WWTP Name	Facility ID	Disinfection Level	WWTP Capacity (mgd)	WWTP Flow (mgd)
Polk	City of Lakeland Glendale WRF	City of Lakeland Northside WRF	FLA012985	BA	8	4.61
Polk	Sweetwater Golf & Tennis Club WWTP	Sweetwater Golf & Tennis Club WWTP	FLA013082	HI	0.07	0.058
Polk	Swiss Village WWTF	Swiss Village WWTF	FLA013102	BA	0.141	0.033
Polk	Swiss Golf Club	Swiss Golf Club	FLA013103	BA	0.176	0.044
Polk	Cypress Lakes WWTP	Cypress Lakes WWTP	FLA013123	HI	0.19	0.111
Polk	City of Winter Haven WWTP #2	City of Winter Haven WWTP #2	FLA129747	HB	1.7	1.401
Polk	City of Lake Wales WWTP	City of Lake Wales WWTP	FLA129844	HI	2.19	1.107
Polk	Northwest Regional WWTF	Northwest Regional WWTF	FLA178667	HI	1.515	1.41
Polk	Dundee Regional WWTF	Dundee Regional WWTF	FLA180416	BA	0.7	0.204
Polk	Cardinal Hill WWTF	Cardinal Hill WWTF	FLA489093	BA	0.285	0.187
Polk	Lake Hamilton Wastewater Treatment Facility	Lake Hamilton Wastewater Treatment Facility	FLAB07302	BA	0.249	0.011
Putnam	Crescent City WWTF	Crescent City WWTF	FL0021610	BA	0.35	0.115
Putnam	Bass Capital Mobile Home Park WWTF	Bass Capital Mobile Home Park WWTF	FLA011709	BA	0.01	0.003
Putnam	Economy Inn Motel WWTF/Palatka	Economy Inn Motel WWTF/Palatka	FLA011713	BA	0.008	0.002
Santa Rosa	Milton WWTF	Milton WWTF	FL0021903	HI	2.5	2.11
Santa Rosa	Navarre Beach WWTP	Navarre Beach WWTP	FL0023981	BA	0.9	0.394
Santa Rosa	Pace Water System WWTP	Pace Water System WWTP	FL0102202	HI	2.32	1.899
Santa Rosa	Town of Jay WWTP	Town of Jay WWTP	FLA010206	HI	0.12	0.053
Santa Rosa	Holley/Navarre Wastewater Treatment Facility	Holley/Navarre Wastewater Treatment Facility	FLA010211	HI	3	1.657
Santa Rosa	Gulf Breeze Regional Water System WRF	Gulf Breeze Regional Water System WRF	FLA010212	HI	2	1.891
Santa Rosa	Sundial Utilities WWTP	Sundial Utilities WWTP	FLA016779	BA	0.25	0.146
Sarasota	City of Sarasota AWWTF	City of Sarasota AWWTF	FL0040771	HI	10.2	7.86

County	Reuse System Name	WWTP Name	Facility ID	Disinfection Level	WWTP Capacity (mgd)	WWTP Flow (mgd)
Sarasota	Venice Eastside WWTP	Venice Eastside WWTP	FL0041441	HI	8	4.138
Sarasota	City of North Port WWTP	City of North Port WWTP	FLA013378	HI	4.99	2.62
Sarasota	Southwest WRF	Southwest WRF	FLA984841	HI	2	0.712
Seminole	Sanford North WRF	Sanford North WWTF	FL0020141	HI	7.3	6.024
Seminole	Sanford South WRC	Sanford North WWTF	FL0020141	HI	7.3	6.024
Seminole	Altamonte Springs Regional WRF	Altamonte Springs Regional WRF	FL0033251	HI	12.5	7.1
Seminole	Wekiva Hunt Club WRF	Wekiva Hunt Club WRF	FL0036251	HI	2.9	2.2
Seminole	Orlando/Iron Bridge Regional WRF	Orlando/Iron Bridge Regional WRF	FL0037966	HI	40	26.87
Seminole	Casselberry WRF	Casselberry WRF	FLA011066	HI	2.2	0.758
Seminole	Winter Springs/West	Winter Springs/West	FLA011067	HI	2.07	1.28
Seminole	Winter Springs/East WWTF	Winter Springs/East WWTF	FLA011068	HI	2.012	1.041
Seminole	Chuluota WWTF	Chuluota WWTF	FLA011076	HI	0.25	0.174
Seminole	Palm Valley MHP WWTF	Palm Valley MHP WWTF	FLA011085	HI	0.15	0.118
Seminole	SCU/Greenwood Lakes WRF	SCU/Greenwood Lakes WRF	FLA011086	HI	3	2.367
Seminole	SCU/Northwest Regional WRF	SCU/Northwest Regional WRF	FLA042625	HI	3.5	2.539
Seminole	Sanford North WRF	Sanford South WRF #2	FLA181714	HI	3	1.318
Seminole	Sanford South WRC	Sanford South WRF #2	FLA181714	HI	3	1.318
St. Johns	St. Augustine WWTF #1	St. Augustine WWTF #1	FL0021938	BA	4.95	3.776
St. Johns	Anastasia Island WWTF	Anastasia Island WWTF	FL0038831	HI	4.95	3.67
St. Johns	Northwest Wastewater Treatment Plant	State Road 16 WWTF	FL0043109	HI	0.98	0.498
St. Johns	Players Club South WWTF	Players Club WRF	FL0044245	HI	2.4	1.461
St. Johns	Marsh Landing WWTF	Marsh Landing WWTF	FL0044253	HI	0.8	0.627
St. Johns	State Road 207 WWTF	State Road 207 WWTF	FL0117471	HI	0.25	0.128

County	Reuse System Name	WWTP Name	Facility ID	Disinfection Level	WWTP Capacity (mgd)	WWTP Flow (mgd)
St. Johns	Ponte Vedra WRF	Ponte Vedra WRF	FL0117951	HI	0.8	0.77
St. Johns	Northwest Wastewater Treatment Plant	Northwest Wastewater Treatment Plant	FL0670651	HI	3	2.24
St. Johns	North Beach WWTF	North Beach WWTF	FLA011765	BA	0.364	0.21
St. Johns	Ponce De Leon WWTF	Ponce De Leon WWTF	FLA011773	BA	0.24	0.075
St. Lucie	Fort Pierce Utility Authority WWTF	Fort Pierce Utility Authority WWTF	FL0027278	BA	10	5.33
St. Lucie	SLCUD South Hutchinson Island Water Reclamation Facility	SLCUD South Hutchinson Island Water Reclamation Facility	FL0139475	HB	1.6	0.292
St. Lucie	SLCU North Hutchinson Island WWTF	SLCU North Hutchinson Island WWTF	FLA013946	HB	0.85	0.198
St. Lucie	St. Lucie County Utilities Holiday Pines WWTF	St. Lucie County Utilities Holiday Pines WWTF	FLA013969	HB	0.3	0.143
St. Lucie	Spanish Lakes Country Club	Spanish Lakes Country Club	FLA013977	BA	0.16	0.095
St. Lucie	Island Dunes Country Club WWTF	Island Dunes Country Club WWTF	FLA013980	HI	0.12	0.027
St. Lucie	Meadowood Community Association, Inc. WWTF	Meadowood Community Association, Inc. WWTF	FLA013982	HI	0.105	0.063
St. Lucie	St. Lucie West Services District	St. Lucie West Services District	FLA013993	HI	2.6	1.515
St. Lucie	Spanish Lakes Fairways WWTF	Spanish Lakes Fairways WWTF	FLA013998	HI	0.25	0.113
St. Lucie	Port St. Lucie Utility Westport WWTF	Port St. Lucie Utility Westport WWTF	FLA139653	HI	6	5.631
St. Lucie	Port St. Lucie Utilities (PSLU) Glades WWTF	Port St. Lucie Utilities (PSLU) Glades WWTF	FLA326321	HI	12	6.28
Sumter	City of Wildwood WWTP	City of Wildwood WWTP	FLA013497	HI	3.55	2.335
Sumter	Little Sumter Utility Co. WWTF	Little Sumter Utility Co. WWTF	FLA017133	HI	3	1.481
Sumter	Continental Country Club	Continental Country Club	FLA043699	BA	0.2	0.2
Sumter	North Sumter Utility Company WWTF	North Sumter Utility Company WWTF	FLA281581	HI	2.8	1.67
Sumter	Central Sumter Utility Company WWTF	Central Sumter Utility Company WWTF	FLA499951	HI	1.6	1.246
Sumter	GPU WRF	GPU WRF	FLAB07202	HI	2	0.072

County	Reuse System Name	WWTP Name	Facility ID	Disinfection Level	WWTP Capacity (mgd)	WWTP Flow (mgd)
Suwannee	Live Oak WWTF	Live Oak WWTF	FLA011805	HB	2.21	1.05
Union	City of Lake Butler WWTF	City of Lake Butler WWTF	FLA118338	BA	0.7	0.557
Volusia	Deland/Wiley M. Nash Water Reclamation Facility	Deland/Wiley M. Nash Water Reclamation Facility	FL0020303	HI	6	5.08
Volusia	Ormond Beach WWTF	Ormond Beach WWTF	FL0020532	HI	8	5.86
Volusia	Port Orange WWTF	Port Orange WWTF	FL0020559	HB	12	5.99
Volusia	City of Edgewater	City of Edgewater	FL0021431	HI	2.75	1.528
Volusia	Daytona Beach/Bethune Point WRF	Daytona Beach/Bethune Point WRF	FL0025984	HI	13	5.32
Volusia	Daytona Beach/Bethune Point WRF	Daytona Beach/Westside Regional WRF	FL0111392	HI	15	8.42
Volusia	New Smyrna Beach Water Reclamation Facility	New Smyrna Beach Water Reclamation Facility	FL0172090	HI	7	4.5
Volusia	Samsula Academy WWTF	Samsula Academy WWTF	FLA011113	BA	0.005	0.001
Volusia	VC/Southwest WWTF #2	VC/Southwest WWTF #2	FLA011121	HI	0.6	0.171
Volusia	VC/Southwest Regional WRF	VC/Southwest Regional WRF	FLA011128	HI	2.341	2.17
Volusia	VC/Halifax Plantation WWTF #8	VC/Halifax Plantation WWTF #8	FLA011131	HI	0.3	0.195
Volusia	Mariners Bay Condominium WWTF	Mariners Bay Condominium WWTF	FLA011150	BA	0.0075	0.0038
Volusia	Windemere Shores Condo	Windemere Shores Condo	FLA011151	BA	0.009	0.0025
Volusia	Cypress Point WWTF (Golf and RV Campground)	Cypress Point WWTF (Golf and RV Campground)	FLA011154	BA	0.0086	0.002
Volusia	Van Lee Condominiums WWTF	Van Lee Condominiums WWTF	FLA011156	BA	0.02	0.0085
Volusia	Applegate Estates MHP WWTF	Applegate Estates MHP WWTF	FLA011159	BA	0.015	0.008
Volusia	Ocean House Condominium WWTF	Ocean House Condominium WWTF	FLA011162	BA	0.018	0.005
Volusia	Villages of Pine Run	Villages of Pine Run	FLA011169	BA	0.04	0.0115
Volusia	North Peninsula Utilities WWTF	North Peninsula Utilities WWTF	FLA011188	BA	0.181	0.055
Volusia	Arlington Square Apartments WWTF	Arlington Square Apartments WWTF	FLA011197	BA	0.006	0.007

County	Reuse System Name	WWTP Name	Facility ID	Disinfection Level	WWTP Capacity (mgd)	WWTP Flow (mgd)
Volusia	Lakeview Terrace MHP	Lakeview Terrace MHP	FLA011198	BA	0.01	0.004
Volusia	Lake Helen Mobile Home Villas	Lake Helen Mobile Home Villas	FLA011199	BA	0.032	0.017
Volusia	Quality Inn WWTF	Quality Inn WWTF	FLA011203	BA	0.0099	0.0013
Volusia	Meadowlea Estates WWTF	Meadowlea Estates WWTF	FLA011208	BA	0.03	0.031
Volusia	El Dorado Estates WWTF	El Dorado Estates WWTF	FLA011209	BA	0.02	0.01
Volusia	Sunny Sands Resort	Sunny Sands Resort	FLA011212	BA	0.0099	0.0024
Volusia	Orangewood Mobile Home Park	Orangewood Mobile Home Park	FLA011217	BA	0.008	0.0066
Volusia	Days Inn of Orange City WWTF	Days Inn of Orange City WWTF	FLA011220	BA	0.004	0.003
Volusia	Paradise Lakes Campground	Paradise Lakes Campground	FLA011234	BA	0.015	0.0025
Volusia	Kove Estates	Kove Estates	FLA011235	BA	0.032	0.019
Volusia	Emerald Palms WWTF	Emerald Palms WWTF	FLA011236	BA	0.0033	0.003
Volusia	Encore Daytona North WWTF	Encore Daytona North WWTF	FLA011239	BA	0.04	0.019
Volusia	St. Johns River Club Condominium WWTF	St. Johns River Club Condominium WWTF	FLA011263	BA	0.006	0.0011
Volusia	Candlelight MHP	Candlelight MHP	FLA011265	BA	0.0249	0.009
Volusia	Hontoon Island State Park	Hontoon Island State Park	FLA011276	BA	0.005	0.001
Volusia	Blue Spring State Park	Blue Spring State Park	FLA011279	BA	0.024	0.004
Volusia	VC/Southeast WWTF #7	VC/Southeast WWTF #7	FLA017413	HI	0.52	0.244
Wakulla	Wakulla County/Otter Creek WWTP	Wakulla County/Otter Creek WWTP	FLA010225	HI	1.2	0.764
Wakulla	Winco Utilities, Inc. WWTP	Winco Utilities, Inc. WWTP	FLA016544	BA	0.495	0.238
Walton	South Walton Utility Company WWTP	South Walton Utility Company WWTP	FL0102482	HI	2.75	1.5753
Walton	City of Freeport WWTP	City of Freeport WWTP	FLA010245	HB	1.5	0.764
Walton	Point Washington WWTP	Sandestin WWTP	FLA010251	HB	4	1.096
Walton	Sandestin WWTP	Sandestin WWTP	FLA010251	HB	4	1.847



County	Reuse System Name	WWTP Name	Facility ID	Disinfection Level	WWTP Capacity (mgd)	WWTP Flow (mgd)
Walton	Point Washington WWTP	Point Washington WWTF	FLA010252	HB	4	0.395
Walton	Seacrest WWTP	Point Washington WWTF	FLA010252	HB	4	1.119
Walton	Walton Correctional Institution WWTP	Walton Correctional Institution WWTP	FLA010254	BA	0.225	0.187
Walton	Point Washington WWTP	Seacrest WWTF	FLA183555	HB	4	0.401
Walton	Seacrest WWTP	Seacrest WWTF	FLA183555	HB	4	1.365
Walton	Walton County Commerce Park at Mossy Head WWTF	Walton County Commerce Park at Mossy Head WWTF	FLA689637	BA	0.25	0.028
Washington	Chipley WWTP	Chipley WWTP	FLA027570	HI	1.2	0.77
Washington	City of Vernon WWTF	City of Vernon WWTF	FLA102563	BA	0.206	0.052

## Appendix C. Supplemental Water Supplies

Facility ID	Reuse System Name	County	Source of Water	Avg Flow (mgd)
FL0027251	GRU/Main Street WRF	Alachua	RW	6.155
FL0112895	Kanapaha WRF	Alachua	RW	11.6
FLA011290	City of Alachua AWRF	Alachua	RW	0.805
FLA011292	Newberry WWTF	Alachua	RW	0.274
FLA011322	University of Florida WWTF (FDOE)	Alachua	RW	1.84
FLA286095	High Springs WWTF	Alachua	RW	0.268
FLA011332	Baker Correctional Institution WWTF	Baker	RW	0.124
FL0021512	Panama City Beach WWTP #1	Bay	RW	7.704
FL0167959	Military Point Regional AWT Facility	Bay	ASR	0
FL0167959	Military Point Regional AWT Facility	Bay	DW	0
FL0167959	Military Point Regional AWT Facility	Bay	GW	0
FL0167959	Military Point Regional AWT Facility	Bay	RO	0
FL0167959	Military Point Regional AWT Facility	Bay	RW	4.327
FL0167959	Military Point Regional AWT Facility	Bay	STW	0
FL0167959	Military Point Regional AWT Facility	Bay	SW	0
FLA428523	North Bay WWTF	Bay	ASR	0
FLA428523	North Bay WWTF	Bay	DW	0
FLA428523	North Bay WWTF	Bay	GW	0
FLA428523	North Bay WWTF	Bay	RO	0
FLA428523	North Bay WWTF	Bay	RW	0.215
FLA428523	North Bay WWTF	Bay	STW	0
FLA428523	North Bay WWTF	Bay	SW	0
FLA113450	Florida State Prison WWTF	Bradford	RW	0.71

Facility ID	Reuse System Name	County	Source of Water	Avg Flow (mgd)
FL0020541	Cape Canaveral WRF	Brevard	RW	1.027
FL0020541	Cape Canaveral WRF	Brevard	SW	0.2
FL0021105	Cocoa Beach WRF	Brevard	ASR	0
FL0021105	Cocoa Beach WRF	Brevard	DW	0
FL0021105	Cocoa Beach WRF	Brevard	GW	0
FL0021105	Cocoa Beach WRF	Brevard	RO	0
FL0021105	Cocoa Beach WRF	Brevard	RW	3.489
FL0021105	Cocoa Beach WRF	Brevard	STW	0
FL0021105	Cocoa Beach WRF	Brevard	SW	0
FL0021521	Cocoa Water Reclamation Facility	Brevard	RW	2.22
FL0021521	Cocoa Water Reclamation Facility	Brevard	SW	0.02
FL0021571	City of Rockledge	Brevard	ASR	0
FL0021571	City of Rockledge	Brevard	DW	0
FL0021571	City of Rockledge	Brevard	GW	0
FL0021571	City of Rockledge	Brevard	RO	0
FL0021571	City of Rockledge	Brevard	RW	2.31
FL0021571	City of Rockledge	Brevard	STW	0
FL0021571	City of Rockledge	Brevard	SW	0
FL0040622	BCUD/South Beaches	Brevard	RW	6.455
FL0042293	Barefoot Bay Advanced WWTF	Brevard	ASR	0
FL0042293	Barefoot Bay Advanced WWTF	Brevard	DW	0
FL0042293	Barefoot Bay Advanced WWTF	Brevard	GW	0
FL0042293	Barefoot Bay Advanced WWTF	Brevard	RO	0
FL0042293	Barefoot Bay Advanced WWTF	Brevard	RW	0.731

Facility ID	Reuse System Name	County	Source of Water	Avg Flow (mgd)
FL0042293	Barefoot Bay Advanced WWTF	Brevard	STW	0
FL0042293	Barefoot Bay Advanced WWTF	Brevard	SW	0
FL0102679	BCUD/South Central Regional	Brevard	RW	4.86
FL0102920	Cape Canaveral Air Force Station Regional WWTF	Brevard	RW	0.471
FL0103349	Titusville Blue Heron WRF	Brevard	RW	4.162
FLA010323	Melbourne/D.B. Lee WWTP	Brevard	RW	4.26
FLA010332	West Melbourne/Ray Bullard	Brevard	RW	2.1
FLA010342	Pinewood Village MHP	Brevard	RW	0.01
FLA010368	Northgate Mobile Ranch & Travel Park WWTF	Brevard	RW	0.016
FLA010370	Stuckeys Pecan Shop and RV Campground WWTF	Brevard	RW	0.0067
FLA041122	Melbourne/Grant Street	Brevard	RW	3.45
FLA102695	BCUD/Sykes Creek Regional WWTF	Brevard	RW	3.326
FLA102750	BCUD/Port St. John	Brevard	ASR	0
FLA102750	BCUD/Port St. John	Brevard	DW	0
FLA102750	BCUD/Port St. John	Brevard	GW	0
FLA102750	BCUD/Port St. John	Brevard	RO	0
FLA102750	BCUD/Port St. John	Brevard	RW	0.387
FLA102750	BCUD/Port St. John	Brevard	STW	0
FLA102750	BCUD/Port St. John	Brevard	SW	0
FLA103357	Palm Bay #1 WRF	Brevard	ASR	0
FLA103357	Palm Bay #1 WRF	Brevard	DW	0
FLA103357	Palm Bay #1 WRF	Brevard	GW	0
FLA103357	Palm Bay #1 WRF	Brevard	RO	0
FLA103357	Palm Bay #1 WRF	Brevard	RW	1.021

Facility ID	Reuse System Name	County	Source of Water	Avg Flow (mgd)
FLA103357	Palm Bay #1 WRF	Brevard	STW	0
FLA103357	Palm Bay #1 WRF	Brevard	SW	0
FL0026255	Hollywood Southern Regional WWTF	Broward	RW	47.21
FL0031771	Broward Co. North Regional WWTP	Broward	RW	72.8
FLA013580	Sunrise Southwest WWTP	Broward	RW	0.396
FLA013583	Tindall Hammock Wastewater Treatment Facility	Broward	ASR	0
FLA013583	Tindall Hammock Wastewater Treatment Facility	Broward	DW	0
FLA013583	Tindall Hammock Wastewater Treatment Facility	Broward	GW	0
FLA013583	Tindall Hammock Wastewater Treatment Facility	Broward	RO	0
FLA013583	Tindall Hammock Wastewater Treatment Facility	Broward	RW	0.403
FLA013583	Tindall Hammock Wastewater Treatment Facility	Broward	STW	0
FLA013583	Tindall Hammock Wastewater Treatment Facility	Broward	SW	0
FLA017025	City of Miramar WWTF	Broward	ASR	0
FLA017025	City of Miramar WWTF	Broward	DW	0
FLA017025	City of Miramar WWTF	Broward	GW	0
FLA017025	City of Miramar WWTF	Broward	RO	0
FLA017025	City of Miramar WWTF	Broward	RW	10.371
FLA017025	City of Miramar WWTF	Broward	STW	0
FLA017025	City of Miramar WWTF	Broward	SW	0
FLA040401	Plantation Regional WWTP	Broward	RW	12.012
FLA041301	Coral Springs Imp. Dist. WWTF	Broward	ASR	0
FLA041301	Coral Springs Imp. Dist. WWTF	Broward	DW	0
FLA041301	Coral Springs Imp. Dist. WWTF	Broward	GW	0
FLA041301	Coral Springs Imp. Dist. WWTF	Broward	RO	0

Facility ID	Reuse System Name	County	Source of Water	Avg Flow (mgd)
FLA041301	Coral Springs Imp. Dist. WWTF	Broward	RW	5.66
FLA041301	Coral Springs Imp. Dist. WWTF	Broward	STW	0
FLA041301	Coral Springs Imp. Dist. WWTF	Broward	SW	0
FLA042641	Sunrise No. 3 WWTP (Sawgrass)	Broward	RW	13.168
FLA706736	Town of Davie Water Reclamation Facility	Broward	ASR	0
FLA706736	Town of Davie Water Reclamation Facility	Broward	DW	0
FLA706736	Town of Davie Water Reclamation Facility	Broward	GW	0
FLA706736	Town of Davie Water Reclamation Facility	Broward	RO	0
FLA706736	Town of Davie Water Reclamation Facility	Broward	RW	1.849
FLA706736	Town of Davie Water Reclamation Facility	Broward	STW	0
FLA706736	Town of Davie Water Reclamation Facility	Broward	SW	0
FL0040291	Charlotte County Utilities/Eastport WWTP	Charlotte	ASR	0
FL0040291	Charlotte County Utilities/Eastport WWTP	Charlotte	DW	0
FL0040291	Charlotte County Utilities/Eastport WWTP	Charlotte	GW	0
FL0040291	Charlotte County Utilities/Eastport WWTP	Charlotte	RO	0
FL0040291	Charlotte County Utilities/Eastport WWTP	Charlotte	RW	7.477
FL0040291	Charlotte County Utilities/Eastport WWTP	Charlotte	STW	0
FL0040291	Charlotte County Utilities/Eastport WWTP	Charlotte	SW	0
FLA014060	Riverwoods Utilities WWTP	Charlotte	ASR	0
FLA014060	Riverwoods Utilities WWTP	Charlotte	DW	0
FLA014060	Riverwoods Utilities WWTP	Charlotte	GW	0
FLA014060	Riverwoods Utilities WWTP	Charlotte	RO	0
FLA014060	Riverwoods Utilities WWTP	Charlotte	RW	0.127
FLA014060	Riverwoods Utilities WWTP	Charlotte	STW	0

Facility ID	Reuse System Name	County	Source of Water	Avg Flow (mgd)
FLA014060	Riverwoods Utilities WWTP	Charlotte	SW	0
FLA014083	Charlotte County Utilities/Burnt Store WWTP	Charlotte	ASR	0
FLA014083	Charlotte County Utilities/Burnt Store WWTP	Charlotte	DW	0
FLA014083	Charlotte County Utilities/Burnt Store WWTP	Charlotte	GW	0
FLA014083	Charlotte County Utilities/Burnt Store WWTP	Charlotte	RO	0
FLA014083	Charlotte County Utilities/Burnt Store WWTP	Charlotte	RW	0.377
FLA014083	Charlotte County Utilities/Burnt Store WWTP	Charlotte	STW	0
FLA014083	Charlotte County Utilities/Burnt Store WWTP	Charlotte	SW	0
FLA014126	Englewood Water District WRF	Charlotte	ASR	0.029
FLA014126	Englewood Water District WRF	Charlotte	RW	1.764
FLA118371	City of Punta Gorda WWTP	Charlotte	RW	2.6
FLA665495	Town and Country Utility Water Reclamation Facility	Charlotte	ASR	0
FLA665495	Town and Country Utility Water Reclamation Facility	Charlotte	DW	0
FLA665495	Town and Country Utility Water Reclamation Facility	Charlotte	GW	1.342
FLA665495	Town and Country Utility Water Reclamation Facility	Charlotte	RO	0.098
FLA665495	Town and Country Utility Water Reclamation Facility	Charlotte	RW	0.514
FLA665495	Town and Country Utility Water Reclamation Facility	Charlotte	STW	0
FLA665495	Town and Country Utility Water Reclamation Facility	Charlotte	SW	0
FLA011844	Brentwood Regional WWTF	Citrus	ASR	0
FLA011844	Brentwood Regional WWTF	Citrus	DW	0
FLA011844	Brentwood Regional WWTF	Citrus	GW	0
FLA011844	Brentwood Regional WWTF	Citrus	RO	0
FLA011844	Brentwood Regional WWTF	Citrus	RW	0.437
FLA011844	Brentwood Regional WWTF	Citrus	STW	0

Facility ID	Reuse System Name	County	Source of Water	Avg Flow (mgd)
FLA011844	Brentwood Regional WWTF	Citrus	SW	0
FLA011845	Meadowcrest WWTF	Citrus	ASR	0
FLA011845	Meadowcrest WWTF	Citrus	DW	0
FLA011845	Meadowcrest WWTF	Citrus	GW	0
FLA011845	Meadowcrest WWTF	Citrus	RO	0
FLA011845	Meadowcrest WWTF	Citrus	RW	0.899
FLA011845	Meadowcrest WWTF	Citrus	STW	0
FLA011845	Meadowcrest WWTF	Citrus	SW	0
FLA011847	City of Inverness WWTF	Citrus	RW	0.424
FLA011848	City of Crystal River WWTF	Citrus	RW	0.933
FLA011869	Beverly Hills WWTF	Citrus	RW	0.525
FLA011893	Point O. Woods	Citrus	ASR	0
FLA011893	Point O. Woods	Citrus	DW	0
FLA011893	Point O. Woods	Citrus	GW	0
FLA011893	Point O. Woods	Citrus	RO	0
FLA011893	Point O. Woods	Citrus	RW	0.024
FLA011893	Point O. Woods	Citrus	STW	0
FLA011893	Point O. Woods	Citrus	SW	0
FLA011903	Southwest Regional Water R. F. FKA Sugarmill Woods WWTF	Citrus	ASR	0
FLA011903	Southwest Regional Water R. F. FKA Sugarmill Woods WWTF	Citrus	DW	0
FLA011903	Southwest Regional Water R. F. FKA Sugarmill Woods WWTF	Citrus	GW	0
FLA011903	Southwest Regional Water R. F. FKA Sugarmill Woods WWTF	Citrus	RO	0
FLA011903	Southwest Regional Water R. F. FKA Sugarmill Woods WWTF	Citrus	RW	0.783
FLA011903	Southwest Regional Water R. F. FKA Sugarmill Woods WWTF	Citrus	STW	0



Facility ID	Reuse System Name	County	Source of Water	Avg Flow (mgd)
FLA011903	Southwest Regional Water R. F. FKA Sugarmill Woods WWTF	Citrus	SW	0
FL0020915	Green Cove Springs/Harbor Road WWTF	Clay	ASR	0
FL0020915	Green Cove Springs/Harbor Road WWTF	Clay	DW	0
FL0020915	Green Cove Springs/Harbor Road WWTF	Clay	GW	0
FL0020915	Green Cove Springs/Harbor Road WWTF	Clay	RO	0
FL0020915	Green Cove Springs/Harbor Road WWTF	Clay	RW	0.505
FL0020915	Green Cove Springs/Harbor Road WWTF	Clay	STW	0
FL0020915	Green Cove Springs/Harbor Road WWTF	Clay	SW	0
FL0173371	Spencer's Crossing WWTF	Clay	GW	1.35
FL0173371	Spencer's Crossing WWTF	Clay	RW	9.96
FLA327841	Peter's Creek (FKA Green Cove West) WWTF	Clay	ASR	0
FLA327841	Peter's Creek (FKA Green Cove West) WWTF	Clay	DW	0
FLA327841	Peter's Creek (FKA Green Cove West) WWTF	Clay	GW	0
FLA327841	Peter's Creek (FKA Green Cove West) WWTF	Clay	RO	0
FLA327841	Peter's Creek (FKA Green Cove West) WWTF	Clay	RW	0.237
FLA327841	Peter's Creek (FKA Green Cove West) WWTF	Clay	STW	0
FLA327841	Peter's Creek (FKA Green Cove West) WWTF	Clay	SW	0
FL0026271	City of Naples Water Reclamation Facility	Collier	ASR	0.004
FL0026271	City of Naples Water Reclamation Facility	Collier	DW	0
FL0026271	City of Naples Water Reclamation Facility	Collier	GW	0.024
FL0026271	City of Naples Water Reclamation Facility	Collier	RO	0
FL0026271	City of Naples Water Reclamation Facility	Collier	RW	4.822
FL0026271	City of Naples Water Reclamation Facility	Collier	STW	0
FL0026271	City of Naples Water Reclamation Facility	Collier	SW	1.839

Facility ID	Reuse System Name	County	Source of Water	Avg Flow (mgd)
FL0141356	Collier County South County WRF	Collier	GW	1.095
FL0141356	Collier County South County WRF	Collier	RW	22.991
FLA014132	Immokalee WWTP	Collier	ASR	0
FLA014132	Immokalee WWTP	Collier	DW	0
FLA014132	Immokalee WWTP	Collier	GW	0
FLA014132	Immokalee WWTP	Collier	RO	0
FLA014132	Immokalee WWTP	Collier	RW	1.97
FLA014132	Immokalee WWTP	Collier	STW	0
FLA014132	Immokalee WWTP	Collier	SW	0
FLA014165	NE Utilities WWTP	Collier	RW	0.332
FLA014167	Marco Island Utilities WWTP	Collier	RW	2.401
FLA014167	Marco Island Utilities WWTP	Collier	SW	0.024
FLA027618	Everglades City WWTF	Collier	ASR	0
FLA027618	Everglades City WWTF	Collier	DW	0
FLA027618	Everglades City WWTF	Collier	GW	0
FLA027618	Everglades City WWTF	Collier	RO	0
FLA027618	Everglades City WWTF	Collier	RW	0.089
FLA027618	Everglades City WWTF	Collier	STW	0
FLA027618	Everglades City WWTF	Collier	SW	0
FLA141704	Port of The Islands/WRF	Collier	ASR	0.266
FLA141704	Port of The Islands/WRF	Collier	DW	0
FLA141704	Port of The Islands/WRF	Collier	GW	0.111
FLA141704	Port of The Islands/WRF	Collier	RO	0.034
FLA141704	Port of The Islands/WRF	Collier	RW	0.121

Facility ID	Reuse System Name	County	Source of Water	Avg Flow (mgd)
FLA141704	Port of The Islands/WRF	Collier	STW	0
FLA141704	Port of The Islands/WRF	Collier	SW	0
FLA142140	Golden Gate WWTP	Collier	RW	0.891
FLA376400	Ave Maria WWTP	Collier	GW	1.132
FLA376400	Ave Maria WWTP	Collier	RW	0.642
FLA530808	Desoto County Regional WWTF	Desoto	ASR	0
FLA530808	Desoto County Regional WWTF	Desoto	DW	0
FLA530808	Desoto County Regional WWTF	Desoto	GW	0
FLA530808	Desoto County Regional WWTF	Desoto	RO	0
FLA530808	Desoto County Regional WWTF	Desoto	RW	0.511
FLA530808	Desoto County Regional WWTF	Desoto	STW	0
FLA530808	Desoto County Regional WWTF	Desoto	SW	0
FLA114201	Cross City WWTF	Dixie	RO	0.221
FLA114201	Cross City WWTF	Dixie	RW	0.253
FL0000957	USN NAS Jacksonville WWTF	Duval	RW	0.601
FL0020231	Jacksonville Beach WWTF	Duval	RW	2.634
FL0026000	Buckman WWTF	Duval	RW	28.905
FL0026441	Arlington East WWTF	Duval	DW	0.647
FL0026441	Arlington East WWTF	Duval	GW	0.235
FL0026441	Arlington East WWTF	Duval	RW	34.874
FL0026450	District II WWTF	Duval	RW	6.093
FL0026468	Southwest District WWTF	Duval	RW	13.085
FLA011517	Normandy Village Utility Company WWTF	Duval	RW	0.237
FL0024007	ECUA/Pensacola Beach WRF	Escambia	RW	0.933

Facility ID	Reuse System Name	County	Source of Water	Avg Flow (mgd)
FL0031801	ECUA/Bayou Marcus Water Reclamation Facility	Escambia	DW	0.001
FL0031801	ECUA/Bayou Marcus Water Reclamation Facility	Escambia	RW	5.816
FL0559351	ECUA/Central Water Reclamation Facility	Escambia	RW	14.029
FL0020907	City of Bunnell WWTF	Flagler	RW	0.414
FL0116009	Palm Coast WWTF	Flagler	RW	6.779
FL0710008	Palm Coast WWTF #2	Flagler	ASR	0
FL0710008	Palm Coast WWTF #2	Flagler	DW	0
FL0710008	Palm Coast WWTF #2	Flagler	GW	0
FL0710008	Palm Coast WWTF #2	Flagler	RO	0
FL0710008	Palm Coast WWTF #2	Flagler	RW	1.336
FL0710008	Palm Coast WWTF #2	Flagler	STW	0
FL0710008	Palm Coast WWTF #2	Flagler	SW	0
FLA011593	Maritime Estates I WWTF	Flagler	RW	0.0028
FLA011597	Plantation Bay WWTF	Flagler	RW	0.253
FLA011602	Dunes Community Development District WWTF	Flagler	GW	0.045
FLA011602	Dunes Community Development District WWTF	Flagler	RW	1.896
FLA011602	Dunes Community Development District WWTF	Flagler	STW	0.247
FLA011604	Maritime Estates II	Flagler	RW	0.0029
FLA011611	Flagler-By-The-Sea WWTF	Flagler	RW	0.003
FLA011612	Marine Park of Flagler WWTF	Flagler	RW	0.014
FLA010065	Eastpoint Wastewater Treatment Plant	Franklin	RW	0.118
FL0029033	Quincy WWTP	Gadsden	RW	0.884
FLA010085	Havana Middle School WWTP	Gadsden	ASR	0
FLA010085	Havana Middle School WWTP	Gadsden	DW	0

Facility ID	Reuse System Name	County	Source of Water	Avg Flow (mgd)
FLA010085	Havana Middle School WWTP	Gadsden	GW	0
FLA010085	Havana Middle School WWTP	Gadsden	RO	0
FLA010085	Havana Middle School WWTP	Gadsden	RW	0.006
FLA010085	Havana Middle School WWTP	Gadsden	STW	0
FLA010085	Havana Middle School WWTP	Gadsden	SW	0
FLA100765	Havana WWTF	Gadsden	RW	0.183
FLA100781	City of Gretna WWTP	Gadsden	RW	0.233
FLA187941	Gadsden East WWTF	Gadsden	RW	0.169
FLA011620	Lancaster Correctional Institution WWTF	Gilchrist	ASR	0
FLA011620	Lancaster Correctional Institution WWTF	Gilchrist	DW	0
FLA011620	Lancaster Correctional Institution WWTF	Gilchrist	GW	0
FLA011620	Lancaster Correctional Institution WWTF	Gilchrist	RO	0
FLA011620	Lancaster Correctional Institution WWTF	Gilchrist	RW	0.108
FLA011620	Lancaster Correctional Institution WWTF	Gilchrist	STW	0
FLA011620	Lancaster Correctional Institution WWTF	Gilchrist	SW	0
FLA016891	Glades County Correctional WWTP	Glades	ASR	0
FLA016891	Glades County Correctional WWTP	Glades	DW	0
FLA016891	Glades County Correctional WWTP	Glades	GW	0
FLA016891	Glades County Correctional WWTP	Glades	RO	0
FLA016891	Glades County Correctional WWTP	Glades	RW	0.169
FLA016891	Glades County Correctional WWTP	Glades	STW	0
FLA016891	Glades County Correctional WWTP	Glades	SW	0
FLA010105	Gulf Correctional Institution WWTP	Gulf	RW	0.189
FLA116220	White Springs WWTF	Hamilton	ASR	0

Facility ID	Reuse System Name	County	Source of Water	Avg Flow (mgd)
FLA116220	White Springs WWTF	Hamilton	DW	0
FLA116220	White Springs WWTF	Hamilton	GW	0
FLA116220	White Springs WWTF	Hamilton	RO	0
FLA116220	White Springs WWTF	Hamilton	RW	0.0484
FLA116220	White Springs WWTF	Hamilton	STW	0
FLA116220	White Springs WWTF	Hamilton	SW	0
FLA012022	Hardee Correctional Institution	Hardee	RW	0.232
FLA119890	City of Wauchula WWTP	Hardee	RW	0.698
FLA119903	City of Zolfo Springs WWTF	Hardee	RW	0.105
FLA119911	City of Bowling Green WWTF	Hardee	ASR	0
FLA119911	City of Bowling Green WWTF	Hardee	DW	0
FLA119911	City of Bowling Green WWTF	Hardee	GW	0
FLA119911	City of Bowling Green WWTF	Hardee	RO	0
FLA119911	City of Bowling Green WWTF	Hardee	RW	0.204
FLA119911	City of Bowling Green WWTF	Hardee	STW	0
FLA119911	City of Bowling Green WWTF	Hardee	SW	0
FLA290980	Wauchula Hills WWTP	Hardee	RW	0.147
FL0040665	City of Clewiston WWTP	Hendry	RW	1.47
FLA014283	City of Labelle WWTP #1	Hendry	RW	0.536
FLA014290	Port Labelle WWTP	Hendry	RW	0.233
FLA012031	Ridge Manor Subregional WWTF	Hernando	ASR	0
FLA012031	Ridge Manor Subregional WWTF	Hernando	DW	0
FLA012031	Ridge Manor Subregional WWTF	Hernando	GW	0
FLA012031	Ridge Manor Subregional WWTF	Hernando	RO	0

Facility ID	Reuse System Name	County	Source of Water	Avg Flow (mgd)
FLA012031	Ridge Manor Subregional WWTF	Hernando	RW	0.282
FLA012031	Ridge Manor Subregional WWTF	Hernando	STW	0
FLA012031	Ridge Manor Subregional WWTF	Hernando	SW	0
FLA012036	William S. Smith Water Reclamation Facility	Hernando	ASR	0
FLA012036	William S. Smith Water Reclamation Facility	Hernando	DW	0
FLA012036	William S. Smith Water Reclamation Facility	Hernando	GW	0
FLA012036	William S. Smith Water Reclamation Facility	Hernando	RO	0
FLA012036	William S. Smith Water Reclamation Facility	Hernando	RW	1.45
FLA012036	William S. Smith Water Reclamation Facility	Hernando	STW	0
FLA012036	William S. Smith Water Reclamation Facility	Hernando	SW	0
FLA012069	Glen Water Reclamation Facility	Hernando	ASR	0
FLA012069	Glen Water Reclamation Facility	Hernando	DW	0
FLA012069	Glen Water Reclamation Facility	Hernando	GW	0
FLA012069	Glen Water Reclamation Facility	Hernando	RO	0
FLA012069	Glen Water Reclamation Facility	Hernando	RW	1.899
FLA012069	Glen Water Reclamation Facility	Hernando	STW	0
FLA012069	Glen Water Reclamation Facility	Hernando	SW	0
FLA017223	Hernando County Airport WRF	Hernando	ASR	0
FLA017223	Hernando County Airport WRF	Hernando	DW	0
FLA017223	Hernando County Airport WRF	Hernando	GW	0
FLA017223	Hernando County Airport WRF	Hernando	RO	0
FLA017223	Hernando County Airport WRF	Hernando	RW	2.766
FLA017223	Hernando County Airport WRF	Hernando	STW	0
FLA017223	Hernando County Airport WRF	Hernando	SW	0

Facility ID	Reuse System Name	County	Source of Water	Avg Flow (mgd)
FLA014311	City of Sebring Cemetery Road WWTP	Highlands	RW	1.137
FLA014313	City of Avon Park WWTP	Highlands	RW	0.891
FLA014328	Western Blvd WWTP	Highlands	RW	0.082
FLA014329	Tomoka Heights WWTP AKA Placid Utilities	Highlands	ASR	0
FLA014329	Tomoka Heights WWTP AKA Placid Utilities	Highlands	DW	0
FLA014329	Tomoka Heights WWTP AKA Placid Utilities	Highlands	GW	0
FLA014329	Tomoka Heights WWTP AKA Placid Utilities	Highlands	RO	0
FLA014329	Tomoka Heights WWTP AKA Placid Utilities	Highlands	RW	0.067
FLA014329	Tomoka Heights WWTP AKA Placid Utilities	Highlands	STW	0
FLA014329	Tomoka Heights WWTP AKA Placid Utilities	Highlands	SW	0
FLA014389	Sun'N Lake of Sebring Unit 23 WWTP	Highlands	ASR	0
FLA014389	Sun'N Lake of Sebring Unit 23 WWTP	Highlands	DW	0
FLA014389	Sun'N Lake of Sebring Unit 23 WWTP	Highlands	GW	0
FLA014389	Sun'N Lake of Sebring Unit 23 WWTP	Highlands	RO	0
FLA014389	Sun'N Lake of Sebring Unit 23 WWTP	Highlands	RW	0.379
FLA014389	Sun'N Lake of Sebring Unit 23 WWTP	Highlands	STW	0
FLA014389	Sun'N Lake of Sebring Unit 23 WWTP	Highlands	SW	0
FLA016268	Sun'N Lake of Sebring Unit 4 WWTP	Highlands	RW	0.0716
FLA281484	North Main Street WWTP	Highlands	ASR	0
FLA281484	North Main Street WWTP	Highlands	DW	0
FLA281484	North Main Street WWTP	Highlands	GW	0
FLA281484	North Main Street WWTP	Highlands	RO	0
FLA281484	North Main Street WWTP	Highlands	RW	0.108
FLA281484	North Main Street WWTP	Highlands	STW	0



Facility ID	Reuse System Name	County	Source of Water	Avg Flow (mgd)
FLA281484	North Main Street WWTP	Highlands	SW	0
FL0020940	H. Curren AWWTP	Hillsborough	RW	62.17
FL0026557	Plant City WRF	Hillsborough	ASR	0
FL0026557	Plant City WRF	Hillsborough	DW	0
FL0026557	Plant City WRF	Hillsborough	GW	0
FL0026557	Plant City WRF	Hillsborough	RO	0
FL0026557	Plant City WRF	Hillsborough	RW	4.348
FL0026557	Plant City WRF	Hillsborough	STW	0
FL0026557	Plant City WRF	Hillsborough	SW	0
FL0040614	Falkenburg Road AWTP	Hillsborough	ASR	0
FL0040614	Falkenburg Road AWTP	Hillsborough	DW	0
FL0040614	Falkenburg Road AWTP	Hillsborough	GW	0
FL0040614	Falkenburg Road AWTP	Hillsborough	RO	0
FL0040614	Falkenburg Road AWTP	Hillsborough	RW	29.35
FL0040614	Falkenburg Road AWTP	Hillsborough	STW	0
FL0040614	Falkenburg Road AWTP	Hillsborough	SW	0
FL0041670	Northwest Regional WRF	Hillsborough	RW	18.6
FL0122076	Rice Creek WWTF	Hillsborough	ASR	0
FL0122076	Rice Creek WWTF	Hillsborough	DW	0
FL0122076	Rice Creek WWTF	Hillsborough	GW	0
FL0122076	Rice Creek WWTF	Hillsborough	RO	0
FL0122076	Rice Creek WWTF	Hillsborough	RW	0.063
FL0122076	Rice Creek WWTF	Hillsborough	STW	0
FL0122076	Rice Creek WWTF	Hillsborough	SW	0

Facility ID	Reuse System Name	County	Source of Water	Avg Flow (mgd)
FLA012124	MacDill AFB WWTP	Hillsborough	ASR	0
FLA012124	MacDill AFB WWTP	Hillsborough	DW	0
FLA012124	MacDill AFB WWTP	Hillsborough	GW	0
FLA012124	MacDill AFB WWTP	Hillsborough	RO	0
FLA012124	MacDill AFB WWTP	Hillsborough	RW	0.541
FLA012124	MacDill AFB WWTP	Hillsborough	STW	0
FLA012124	MacDill AFB WWTP	Hillsborough	SW	0
FLA012138	Windemere Utility WWTP	Hillsborough	ASR	0
FLA012138	Windemere Utility WWTP	Hillsborough	DW	0
FLA012138	Windemere Utility WWTP	Hillsborough	GW	0
FLA012138	Windemere Utility WWTP	Hillsborough	RO	0
FLA012138	Windemere Utility WWTP	Hillsborough	RW	0.11
FLA012138	Windemere Utility WWTP	Hillsborough	STW	0
FLA012138	Windemere Utility WWTP	Hillsborough	SW	0
FLA012169	Riverside Club WWTP	Hillsborough	ASR	0
FLA012169	Riverside Club WWTP	Hillsborough	DW	0
FLA012169	Riverside Club WWTP	Hillsborough	GW	0
FLA012169	Riverside Club WWTP	Hillsborough	RO	0
FLA012169	Riverside Club WWTP	Hillsborough	RW	0.059
FLA012169	Riverside Club WWTP	Hillsborough	STW	0
FLA012169	Riverside Club WWTP	Hillsborough	SW	0
FLA122246	Country Meadows/Golden Lakes WWTP	Hillsborough	ASR	0
FLA122246	Country Meadows/Golden Lakes WWTP	Hillsborough	DW	0
FLA122246	Country Meadows/Golden Lakes WWTP	Hillsborough	GW	0

Facility ID	Reuse System Name	County	Source of Water	Avg Flow (mgd)
FLA122246	Country Meadows/Golden Lakes WWTP	Hillsborough	RO	0
FLA122246	Country Meadows/Golden Lakes WWTP	Hillsborough	RW	0.112
FLA122246	Country Meadows/Golden Lakes WWTP	Hillsborough	STW	0
FLA122246	Country Meadows/Golden Lakes WWTP	Hillsborough	SW	0
FLA010431	IRCUD/Central (Gifford) WWTF	Indian River	ASR	0
FLA010431	IRCUD/Central (Gifford) WWTF	Indian River	DW	0
FLA010431	IRCUD/Central (Gifford) WWTF	Indian River	GW	0
FLA010431	IRCUD/Central (Gifford) WWTF	Indian River	RO	0
FLA010431	IRCUD/Central (Gifford) WWTF	Indian River	RW	5.646
FLA010431	IRCUD/Central (Gifford) WWTF	Indian River	STW	0
FLA010431	IRCUD/Central (Gifford) WWTF	Indian River	SW	1.07
FLA021661	City of Vero Beach	Indian River	ASR	0
FLA021661	City of Vero Beach	Indian River	DW	0
FLA021661	City of Vero Beach	Indian River	GW	0
FLA021661	City of Vero Beach	Indian River	RO	0
FLA021661	City of Vero Beach	Indian River	RW	3.448
FLA021661	City of Vero Beach	Indian River	STW	0
FLA021661	City of Vero Beach	Indian River	SW	0.362
FLA010127	Jackson Correctional Institution WWTP	Jackson	RW	0.1458
FLA101168	Cottondale WWTP	Jackson	RW	0.1211
FLA546429	Town of Grand Ridge WWTF	Jackson	ASR	0
FLA546429	Town of Grand Ridge WWTF	Jackson	DW	0
FLA546429	Town of Grand Ridge WWTF	Jackson	GW	0
FLA546429	Town of Grand Ridge WWTF	Jackson	RO	0

Facility ID	Reuse System Name	County	Source of Water	Avg Flow (mgd)
FLA546429	Town of Grand Ridge WWTF	Jackson	RW	0.045
FLA546429	Town of Grand Ridge WWTF	Jackson	STW	0
FLA546429	Town of Grand Ridge WWTF	Jackson	SW	0
FLA011642	Jefferson Correctional Institution WWTF	Jefferson	RW	0.169
FLA011646	Mayo Correctional Institution WWTF	Lafayette	ASR	0
FLA011646	Mayo Correctional Institution WWTF	Lafayette	DW	0
FLA011646	Mayo Correctional Institution WWTF	Lafayette	GW	0
FLA011646	Mayo Correctional Institution WWTF	Lafayette	RO	0
FLA011646	Mayo Correctional Institution WWTF	Lafayette	RW	0.146
FLA011646	Mayo Correctional Institution WWTF	Lafayette	STW	0
FLA011646	Mayo Correctional Institution WWTF	Lafayette	SW	0
FLA010507	Eustis Bates Avenue WWTF	Lake	ASR	0
FLA010507	Eustis Bates Avenue WWTF	Lake	DW	0
FLA010507	Eustis Bates Avenue WWTF	Lake	GW	0
FLA010507	Eustis Bates Avenue WWTF	Lake	RO	0
FLA010507	Eustis Bates Avenue WWTF	Lake	RW	1.929
FLA010507	Eustis Bates Avenue WWTF	Lake	STW	0
FLA010507	Eustis Bates Avenue WWTF	Lake	SW	0
FLA010509	Tavares/Woodlea Road WWTF	Lake	RW	1.682
FLA010515	Clermont/East	Lake	ASR	0
FLA010515	Clermont/East	Lake	DW	0
FLA010515	Clermont/East	Lake	GW	0.587
FLA010515	Clermont/East	Lake	RO	0
FLA010515	Clermont/East	Lake	RW	3.496

Facility ID	Reuse System Name	County	Source of Water	Avg Flow (mgd)
FLA010515	Clermont/East	Lake	STW	0
FLA010515	Clermont/East	Lake	SW	0
FLA010538	Clerbrook RV Resorts	Lake	RW	0.054
FLA010555	Villages WWTF	Lake	RW	0.904
FLA010570	Pennbrooke Fairways	Lake	ASR	0
FLA010570	Pennbrooke Fairways	Lake	DW	0
FLA010570	Pennbrooke Fairways	Lake	GW	0
FLA010570	Pennbrooke Fairways	Lake	RO	0
FLA010570	Pennbrooke Fairways	Lake	RW	0.063
FLA010570	Pennbrooke Fairways	Lake	STW	0
FLA010570	Pennbrooke Fairways	Lake	SW	0
FLA010588	Frozen Grove WWTF	Lake	RW	0.097
FLA010630	Lake Groves WWTF	Lake	RW	0.871
FLA010634	Southlake Utilities WWTF	Lake	RW	1.002
FLA010657	Mid Florida Lakes WWTF	Lake	RW	0.111
FLA105066	Leesburg/Canal St. WWTF	Lake	ASR	0
FLA105066	Leesburg/Canal St. WWTF	Lake	DW	0
FLA105066	Leesburg/Canal St. WWTF	Lake	GW	0
FLA105066	Leesburg/Canal St. WWTF	Lake	RO	0
FLA105066	Leesburg/Canal St. WWTF	Lake	RW	4.6
FLA105066	Leesburg/Canal St. WWTF	Lake	STW	0
FLA105066	Leesburg/Canal St. WWTF	Lake	SW	0
FLA187496	St. Johns River Utility WWTF (FKA Astor/Astor Park)	Lake	RW	0.143
FLA297631	Pine Island	Lake	RW	0.049

Facility ID	Reuse System Name	County	Source of Water	Avg Flow (mgd)
FLA399761	Lady Lake WWTF	Lake	ASR	0
FLA399761	Lady Lake WWTF	Lake	DW	0
FLA399761	Lady Lake WWTF	Lake	GW	0
FLA399761	Lady Lake WWTF	Lake	RO	0
FLA399761	Lady Lake WWTF	Lake	RW	0.557
FLA399761	Lady Lake WWTF	Lake	STW	0
FLA399761	Lady Lake WWTF	Lake	SW	0
FL0021261	Fort Myers Central AWWTF	Lee	RW	9.07
FL0030007	Everest Parkway WRF	Lee	RW	19.01
FL0030007	Everest Parkway WRF	Lee	SW	17.37
FL0039829	Lee County Utilities/Fiesta Village	Lee	ASR	0
FL0039829	Lee County Utilities/Fiesta Village	Lee	DW	0
FL0039829	Lee County Utilities/Fiesta Village	Lee	GW	0
FL0039829	Lee County Utilities/Fiesta Village	Lee	RO	0
FL0039829	Lee County Utilities/Fiesta Village	Lee	RW	3.092
FL0039829	Lee County Utilities/Fiesta Village	Lee	STW	0
FL0039829	Lee County Utilities/Fiesta Village	Lee	SW	0
FLA014430	Donax Water Reclamation Facility	Lee	RW	1.194
FLA014443	Bonita Springs Water Reclamation (West)	Lee	ASR	0
FLA014443	Bonita Springs Water Reclamation (West)	Lee	DW	0
FLA014443	Bonita Springs Water Reclamation (West)	Lee	GW	1.979
FLA014443	Bonita Springs Water Reclamation (West)	Lee	RO	0
FLA014443	Bonita Springs Water Reclamation (West)	Lee	RW	4.991
FLA014443	Bonita Springs Water Reclamation (West)	Lee	STW	0.289

Facility ID	Reuse System Name	County	Source of Water	Avg Flow (mgd)
FLA014443	Bonita Springs Water Reclamation (West)	Lee	SW	0
FLA014463	Lake Fairways WWTP	Lee	ASR	0
FLA014463	Lake Fairways WWTP	Lee	DW	0
FLA014463	Lake Fairways WWTP	Lee	GW	0
FLA014463	Lake Fairways WWTP	Lee	RO	0
FLA014463	Lake Fairways WWTP	Lee	RW	0.175
FLA014463	Lake Fairways WWTP	Lee	STW	0
FLA014463	Lake Fairways WWTP	Lee	SW	0
FLA014477	Citrus Park North	Lee	RW	0.0747
FLA014478	Forest Utilities WWTP	Lee	ASR	0
FLA014478	Forest Utilities WWTP	Lee	DW	0
FLA014478	Forest Utilities WWTP	Lee	GW	0
FLA014478	Forest Utilities WWTP	Lee	RO	0
FLA014478	Forest Utilities WWTP	Lee	RW	0.488
FLA014478	Forest Utilities WWTP	Lee	STW	0
FLA014478	Forest Utilities WWTP	Lee	SW	0
FLA014484	Fiddlesticks Country Club	Lee	RW	0.067
FLA014498	Eagle Ridge WWTP	Lee	RW	0.217
FLA014505	Cross Creek WWTF	Lee	RW	0.044
FLA014541	Hunter's Ridge WWTP	Lee	GW	0.35
FLA014541	Hunter's Ridge WWTP	Lee	RW	0.052
FLA014542	Gateway Water Reclamation Facility	Lee	ASR	0
FLA014542	Gateway Water Reclamation Facility	Lee	DW	0
FLA014542	Gateway Water Reclamation Facility	Lee	GW	0.053

Facility ID	Reuse System Name	County	Source of Water	Avg Flow (mgd)
FLA014542	Gateway Water Reclamation Facility	Lee	RO	0
FLA014542	Gateway Water Reclamation Facility	Lee	RW	1.523
FLA014542	Gateway Water Reclamation Facility	Lee	STW	0
FLA014542	Gateway Water Reclamation Facility	Lee	SW	0
FLA014548	Del Prado WWTF	Lee	GW	0.025
FLA014548	Del Prado WWTF	Lee	RW	3.104
FLA014686	South Seas Plantation	Lee	ASR	0
FLA014686	South Seas Plantation	Lee	DW	0
FLA014686	South Seas Plantation	Lee	GW	0
FLA014686	South Seas Plantation	Lee	RO	0
FLA014686	South Seas Plantation	Lee	RW	0.061
FLA014686	South Seas Plantation	Lee	STW	0
FLA014686	South Seas Plantation	Lee	SW	0
FLA144215	Fort Myers Beach WRF	Lee	ASR	0
FLA144215	Fort Myers Beach WRF	Lee	DW	0
FLA144215	Fort Myers Beach WRF	Lee	GW	0
FLA144215	Fort Myers Beach WRF	Lee	RO	0
FLA144215	Fort Myers Beach WRF	Lee	RW	3.691
FLA144215	Fort Myers Beach WRF	Lee	STW	0
FLA144215	Fort Myers Beach WRF	Lee	SW	0
FLA145190	Three Oaks WWTF	Lee	ASR	0
FLA145190	Three Oaks WWTF	Lee	DW	0
FLA145190	Three Oaks WWTF	Lee	GW	1.106
FLA145190	Three Oaks WWTF	Lee	RO	0



Facility ID	Reuse System Name	County	Source of Water	Avg Flow (mgd)
FLA145190	Three Oaks WWTF	Lee	RW	4.312
FLA145190	Three Oaks WWTF	Lee	STW	0
FLA145190	Three Oaks WWTF	Lee	SW	0
FLA176460	Pine Island WRF	Lee	ASR	0
FLA176460	Pine Island WRF	Lee	DW	0
FLA176460	Pine Island WRF	Lee	GW	0
FLA176460	Pine Island WRF	Lee	RO	0
FLA176460	Pine Island WRF	Lee	RW	0.091
FLA176460	Pine Island WRF	Lee	STW	0
FLA176460	Pine Island WRF	Lee	SW	0
FLA010139	T.P. Smith Water Reclamation Facility	Leon	DW	0.0011
FLA010139	T.P. Smith Water Reclamation Facility	Leon	RW	21.6577
FLA010159	Meadows-At-Woodrun WWTF	Leon	ASR	0
FLA010159	Meadows-At-Woodrun WWTF	Leon	DW	0
FLA010159	Meadows-At-Woodrun WWTF	Leon	GW	0
FLA010159	Meadows-At-Woodrun WWTF	Leon	RO	0
FLA010159	Meadows-At-Woodrun WWTF	Leon	RW	0.06
FLA010159	Meadows-At-Woodrun WWTF	Leon	STW	0
FLA010159	Meadows-At-Woodrun WWTF	Leon	SW	0
FLA010167	Sandstone Ranch WWTF	Leon	ASR	0
FLA010167	Sandstone Ranch WWTF	Leon	DW	0
FLA010167	Sandstone Ranch WWTF	Leon	GW	0
FLA010167	Sandstone Ranch WWTF	Leon	RO	0
FLA010167	Sandstone Ranch WWTF	Leon	RW	0.009

Facility ID	Reuse System Name	County	Source of Water	Avg Flow (mgd)
FLA010167	Sandstone Ranch WWTF	Leon	STW	0
FLA010167	Sandstone Ranch WWTF	Leon	SW	0
FLA010171	Lake Jackson WWTP	Leon	ASR	0
FLA010171	Lake Jackson WWTP	Leon	DW	0
FLA010171	Lake Jackson WWTP	Leon	GW	0
FLA010171	Lake Jackson WWTP	Leon	RO	0
FLA010171	Lake Jackson WWTP	Leon	RW	0.321
FLA010171	Lake Jackson WWTP	Leon	STW	0
FLA010171	Lake Jackson WWTP	Leon	SW	0
FLA010173	Killearn Lakes WWTP	Leon	ASR	0
FLA010173	Killearn Lakes WWTP	Leon	DW	0
FLA010173	Killearn Lakes WWTP	Leon	GW	0
FLA010173	Killearn Lakes WWTP	Leon	RO	0
FLA010173	Killearn Lakes WWTP	Leon	RW	0.415
FLA010173	Killearn Lakes WWTP	Leon	STW	0
FLA010173	Killearn Lakes WWTP	Leon	SW	0
FLA011648	Chiefland WWTF	Levy	ASR	0
FLA011648	Chiefland WWTF	Levy	DW	0
FLA011648	Chiefland WWTF	Levy	GW	0
FLA011648	Chiefland WWTF	Levy	RO	0
FLA011648	Chiefland WWTF	Levy	RW	0.411
FLA011648	Chiefland WWTF	Levy	STW	0
FLA011648	Chiefland WWTF	Levy	SW	0
FLA012612	Williston WWTF	Levy	RW	0.256

Facility ID	Reuse System Name	County	Source of Water	Avg Flow (mgd)
FLA010179	Liberty Correctional Institution WWTP	Liberty	RW	0.202
FLA284602	Bristol WWTF	Liberty	ASR	0
FLA284602	Bristol WWTF	Liberty	DW	0
FLA284602	Bristol WWTF	Liberty	GW	0
FLA284602	Bristol WWTF	Liberty	RO	0
FLA284602	Bristol WWTF	Liberty	RW	0.049
FLA284602	Bristol WWTF	Liberty	STW	0
FLA284602	Bristol WWTF	Liberty	SW	0
FL0020401	City of Palmetto WWTP	Manatee	ASR	0.116
FL0020401	City of Palmetto WWTP	Manatee	RW	1.417
FL0474029	Manatee County Master Reuse System	Manatee	ASR	0
FL0474029	Manatee County Master Reuse System	Manatee	RW	28
FL0824381	Braden River Utility	Manatee	GW	7.553
FL0824381	Braden River Utility	Manatee	RW	4.064
FL0824381	Braden River Utility	Manatee	SW	6.592
FLA010678	City of Belleview	Marion	ASR	0
FLA010678	City of Belleview	Marion	DW	0
FLA010678	City of Belleview	Marion	GW	0
FLA010678	City of Belleview	Marion	RO	0
FLA010678	City of Belleview	Marion	RW	0.437
FLA010678	City of Belleview	Marion	STW	0.0015
FLA010678	City of Belleview	Marion	SW	0
FLA010680	Ocala WRF #2	Marion	RW	3.571
FLA010741	MCUD Stonecrest WWTF	Marion	ASR	0

Facility ID	Reuse System Name	County	Source of Water	Avg Flow (mgd)
FLA010741	MCUD Stonecrest WWTF	Marion	DW	0
FLA010741	MCUD Stonecrest WWTF	Marion	GW	0
FLA010741	MCUD Stonecrest WWTF	Marion	RO	0
FLA010741	MCUD Stonecrest WWTF	Marion	RW	0.246
FLA010741	MCUD Stonecrest WWTF	Marion	STW	0
FLA010741	MCUD Stonecrest WWTF	Marion	SW	0
FLA012683	On Top of The World South WWTF	Marion	RW	0.945
FLA012693	Rainbow Springs Fifth Replat WWTF	Marion	ASR	0
FLA012693	Rainbow Springs Fifth Replat WWTF	Marion	DW	0
FLA012693	Rainbow Springs Fifth Replat WWTF	Marion	GW	0
FLA012693	Rainbow Springs Fifth Replat WWTF	Marion	RO	0
FLA012693	Rainbow Springs Fifth Replat WWTF	Marion	RW	0.137
FLA012693	Rainbow Springs Fifth Replat WWTF	Marion	STW	0
FLA012693	Rainbow Springs Fifth Replat WWTF	Marion	SW	0
FLA012697	MCUD/Oak Run	Marion	RW	1.053
FLA126594	City of Dunnellon WWTF	Marion	ASR	0
FLA126594	City of Dunnellon WWTF	Marion	DW	0
FLA126594	City of Dunnellon WWTF	Marion	GW	0
FLA126594	City of Dunnellon WWTF	Marion	RO	0
FLA126594	City of Dunnellon WWTF	Marion	RW	0.174
FLA126594	City of Dunnellon WWTF	Marion	STW	0
FLA126594	City of Dunnellon WWTF	Marion	SW	0
FLA190268	Ocala WRF #3	Marion	ASR	0
FLA190268	Ocala WRF #3	Marion	DW	0

Facility ID	Reuse System Name	County	Source of Water	Avg Flow (mgd)
FLA190268	Ocala WRF #3	Marion	GW	0
FLA190268	Ocala WRF #3	Marion	RO	0
FLA190268	Ocala WRF #3	Marion	RW	2.505
FLA190268	Ocala WRF #3	Marion	STW	0
FLA190268	Ocala WRF #3	Marion	SW	0
FLA272060	Marion County/Northwest Regional WWTF	Marion	ASR	0
FLA272060	Marion County/Northwest Regional WWTF	Marion	DW	0
FLA272060	Marion County/Northwest Regional WWTF	Marion	GW	0
FLA272060	Marion County/Northwest Regional WWTF	Marion	RO	0
FLA272060	Marion County/Northwest Regional WWTF	Marion	RW	0.276
FLA272060	Marion County/Northwest Regional WWTF	Marion	STW	0
FLA272060	Marion County/Northwest Regional WWTF	Marion	SW	0
FLA296651	MCUD/Silver Springs Shores WRF	Marion	RW	1.372
FLA490415	Juliette Falls WWTF	Marion	ASR	0
FLA490415	Juliette Falls WWTF	Marion	DW	0
FLA490415	Juliette Falls WWTF	Marion	GW	0
FLA490415	Juliette Falls WWTF	Marion	RO	0
FLA490415	Juliette Falls WWTF	Marion	RW	0
FLA490415	Juliette Falls WWTF	Marion	STW	0
FLA490415	Juliette Falls WWTF	Marion	SW	0
FL0043214	Martin County Tropical Farms WWTF	Martin	RW	3.129
FLA013859	South Martin Regional Util. (FKA Hydratech) WWTF	Martin	GW	0.191
FLA013859	South Martin Regional Util. (FKA Hydratech) WWTF	Martin	RW	0.967
FLA013881	Martin Correctional Institute	Martin	RW	0.314

Facility ID	Reuse System Name	County	Source of Water	Avg Flow (mgd)
FLA041459	City of Stuart	Martin	ASR	0
FLA041459	City of Stuart	Martin	DW	0
FLA041459	City of Stuart	Martin	GW	0
FLA041459	City of Stuart	Martin	RO	0
FLA041459	City of Stuart	Martin	RW	1.761
FLA041459	City of Stuart	Martin	STW	0
FLA041459	City of Stuart	Martin	SW	0
FLA043192	Martin County Utilities North WWTF	Martin	RW	1.517
FL0024805	MDWASA Central District WWTF	Miami-Dade	ASR	0
FL0024805	MDWASA Central District WWTF	Miami-Dade	DW	0
FL0024805	MDWASA Central District WWTF	Miami-Dade	GW	0
FL0024805	MDWASA Central District WWTF	Miami-Dade	RO	0
FL0024805	MDWASA Central District WWTF	Miami-Dade	RW	127.97
FL0024805	MDWASA Central District WWTF	Miami-Dade	STW	0
FL0024805	MDWASA Central District WWTF	Miami-Dade	SW	0
FL0032182	MDWASD North District WWTP	Miami-Dade	ASR	0
FL0032182	MDWASD North District WWTP	Miami-Dade	DW	0
FL0032182	MDWASD North District WWTP	Miami-Dade	GW	0
FL0032182	MDWASD North District WWTP	Miami-Dade	RO	0
FL0032182	MDWASD North District WWTP	Miami-Dade	RW	102.63
FL0032182	MDWASD North District WWTP	Miami-Dade	STW	0
FL0032182	MDWASD North District WWTP	Miami-Dade	SW	0
FLA013609	City of Homestead	Miami-Dade	RW	4.371
FLA042137	MDWASA South District WWTF	Miami-Dade	ASR	0

Facility ID	Reuse System Name	County	Source of Water	Avg Flow (mgd)
FLA042137	MDWASA South District WWTF	Miami-Dade	DW	0
FLA042137	MDWASA South District WWTF	Miami-Dade	GW	0
FLA042137	MDWASA South District WWTF	Miami-Dade	RO	0
FLA042137	MDWASA South District WWTF	Miami-Dade	RW	108.8
FLA042137	MDWASA South District WWTF	Miami-Dade	STW	0
FLA042137	MDWASA South District WWTF	Miami-Dade	SW	0
FLA014720	City of Key Colony Beach	Monroe	ASR	0
FLA014720	City of Key Colony Beach	Monroe	DW	0
FLA014720	City of Key Colony Beach	Monroe	GW	0
FLA014720	City of Key Colony Beach	Monroe	RO	0
FLA014720	City of Key Colony Beach	Monroe	RW	0.227
FLA014720	City of Key Colony Beach	Monroe	STW	0
FLA014720	City of Key Colony Beach	Monroe	SW	0
FLA014772	Duck Key Wastewater Cooperative	Monroe	DW	0.044
FLA014772	Duck Key Wastewater Cooperative	Monroe	RW	0.123
FLA014951	Key West Resort Utility	Monroe	ASR	0
FLA014951	Key West Resort Utility	Monroe	DW	0
FLA014951	Key West Resort Utility	Monroe	GW	0
FLA014951	Key West Resort Utility	Monroe	RO	0
FLA014951	Key West Resort Utility	Monroe	RW	0.667
FLA014951	Key West Resort Utility	Monroe	STW	0
FLA014951	Key West Resort Utility	Monroe	SW	0
FLA015009	North Key Largo WWTP	Monroe	RW	0.27
FLA187364	City of Marathon Area 5 Little Venice WWTP	Monroe	ASR	0

Facility ID	Reuse System Name	County	Source of Water	Avg Flow (mgd)
FLA187364	City of Marathon Area 5 Little Venice WWTP	Monroe	DW	0
FLA187364	City of Marathon Area 5 Little Venice WWTP	Monroe	GW	0
FLA187364	City of Marathon Area 5 Little Venice WWTP	Monroe	RO	0
FLA187364	City of Marathon Area 5 Little Venice WWTP	Monroe	RW	0.38
FLA187364	City of Marathon Area 5 Little Venice WWTP	Monroe	STW	0
FLA187364	City of Marathon Area 5 Little Venice WWTP	Monroe	SW	0
FLA550973	City of Marathon Area 4 WWTP	Monroe	ASR	0
FLA550973	City of Marathon Area 4 WWTP	Monroe	DW	0
FLA550973	City of Marathon Area 4 WWTP	Monroe	GW	0
FLA550973	City of Marathon Area 4 WWTP	Monroe	RO	0
FLA550973	City of Marathon Area 4 WWTP	Monroe	RW	0.342
FLA550973	City of Marathon Area 4 WWTP	Monroe	STW	0
FLA550973	City of Marathon Area 4 WWTP	Monroe	SW	0
FLA567591	Big Coppitt WWTP	Monroe	DW	0.014
FLA567591	Big Coppitt WWTP	Monroe	RW	0.303
FLA642851	City of Marathon Area 3 WWTP	Monroe	ASR	0
FLA642851	City of Marathon Area 3 WWTP	Monroe	DW	0
FLA642851	City of Marathon Area 3 WWTP	Monroe	GW	0
FLA642851	City of Marathon Area 3 WWTP	Monroe	RO	0
FLA642851	City of Marathon Area 3 WWTP	Monroe	RW	0.17
FLA642851	City of Marathon Area 3 WWTP	Monroe	STW	0
FLA642851	City of Marathon Area 3 WWTP	Monroe	SW	0
FLA705250	City of Marathon Area 7 WWTP	Monroe	ASR	0
FLA705250	City of Marathon Area 7 WWTP	Monroe	DW	0



Facility ID	Reuse System Name	County	Source of Water	Avg Flow (mgd)
FLA705250	City of Marathon Area 7 WWTP	Monroe	GW	0
FLA705250	City of Marathon Area 7 WWTP	Monroe	RO	0
FLA705250	City of Marathon Area 7 WWTP	Monroe	RW	0.061
FLA705250	City of Marathon Area 7 WWTP	Monroe	STW	0
FLA705250	City of Marathon Area 7 WWTP	Monroe	SW	0
FL0043079	Hilliard WWTF	Nassau	RW	0.346
FL0116793	Nassau Regional WWTF	Nassau	RW	1.882
FLA011688	Nassau Amelia Utilities WWTF	Nassau	ASR	0
FLA011688	Nassau Amelia Utilities WWTF	Nassau	DW	0
FLA011688	Nassau Amelia Utilities WWTF	Nassau	GW	0
FLA011688	Nassau Amelia Utilities WWTF	Nassau	RO	0
FLA011688	Nassau Amelia Utilities WWTF	Nassau	RW	0.719
FLA011688	Nassau Amelia Utilities WWTF	Nassau	STW	0
FLA011688	Nassau Amelia Utilities WWTF	Nassau	SW	0
FL0003174	Hurlburt Field AWTP	Okaloosa	RW	0.581
FLA010181	Jerry D. Mitchem WRF at Bob Sikes Industrial Park	Okaloosa	ASR	0
FLA010181	Jerry D. Mitchem WRF at Bob Sikes Industrial Park	Okaloosa	DW	0
FLA010181	Jerry D. Mitchem WRF at Bob Sikes Industrial Park	Okaloosa	GW	0
FLA010181	Jerry D. Mitchem WRF at Bob Sikes Industrial Park	Okaloosa	RO	0
FLA010181	Jerry D. Mitchem WRF at Bob Sikes Industrial Park	Okaloosa	RW	0.161
FLA010181	Jerry D. Mitchem WRF at Bob Sikes Industrial Park	Okaloosa	STW	0
FLA010181	Jerry D. Mitchem WRF at Bob Sikes Industrial Park	Okaloosa	SW	0
FLA010182	Russell F.W. Stephenson WWTF	Okaloosa	ASR	0
FLA010182	Russell F.W. Stephenson WWTF	Okaloosa	DW	0

Facility ID	Reuse System Name	County	Source of Water	Avg Flow (mgd)
FLA010182	Russell F.W. Stephenson WWTF	Okaloosa	GW	0
FLA010182	Russell F.W. Stephenson WWTF	Okaloosa	RO	0
FLA010182	Russell F.W. Stephenson WWTF	Okaloosa	RW	0.577
FLA010182	Russell F.W. Stephenson WWTF	Okaloosa	STW	0
FLA010182	Russell F.W. Stephenson WWTF	Okaloosa	SW	0
FLA010185	NV Regional WWTF	Okaloosa	RW	1.909
FLA010191	Mary Esther WWTP	Okaloosa	ASR	0
FLA010191	Mary Esther WWTP	Okaloosa	DW	0
FLA010191	Mary Esther WWTP	Okaloosa	GW	0
FLA010191	Mary Esther WWTP	Okaloosa	RO	0
FLA010191	Mary Esther WWTP	Okaloosa	RW	0.508
FLA010191	Mary Esther WWTP	Okaloosa	STW	0
FLA010191	Mary Esther WWTP	Okaloosa	SW	0
FLA010193	Crestview WWTP	Okaloosa	ASR	0
FLA010193	Crestview WWTP	Okaloosa	DW	0
FLA010193	Crestview WWTP	Okaloosa	GW	0
FLA010193	Crestview WWTP	Okaloosa	RO	0
FLA010193	Crestview WWTP	Okaloosa	RW	1.5033
FLA010193	Crestview WWTP	Okaloosa	STW	0
FLA010193	Crestview WWTP	Okaloosa	SW	0
FLA010194	George F. French Water Reclamation Facility	Okaloosa	ASR	0
FLA010194	George F. French Water Reclamation Facility	Okaloosa	DW	0
FLA010194	George F. French Water Reclamation Facility	Okaloosa	GW	0
FLA010194	George F. French Water Reclamation Facility	Okaloosa	RW	3.18

Facility ID	Reuse System Name	County	Source of Water	Avg Flow (mgd)
FLA010194	George F. French Water Reclamation Facility	Okaloosa	SW	0
FLA010202	Okaloosa Correctional Institution WWTF	Okaloosa	ASR	0
FLA010202	Okaloosa Correctional Institution WWTF	Okaloosa	DW	0
FLA010202	Okaloosa Correctional Institution WWTF	Okaloosa	GW	0
FLA010202	Okaloosa Correctional Institution WWTF	Okaloosa	RO	0
FLA010202	Okaloosa Correctional Institution WWTF	Okaloosa	RW	0.155
FLA010202	Okaloosa Correctional Institution WWTF	Okaloosa	STW	0
FLA010202	Okaloosa Correctional Institution WWTF	Okaloosa	SW	0
FLA485942	Arbennie Pritchett Water Reclamation Facility	Okaloosa	RW	7.463
FLA013888	Cemetery Road Wastewater Treatment Facility	Okeechobee	RW	0.562
FLA013940	Okeechobee Correctional WWTF	Okeechobee	RW	0.258
FL0020109	Winter Garden WWTF	Orange	RW	3.51
FL0020109	Winter Garden WWTF	Orange	STW	0
FL0038849	OCUD/Eastern Subregional WRF	Orange	ASR	0
FL0038849	OCUD/Eastern Subregional WRF	Orange	DW	0
FL0038849	OCUD/Eastern Subregional WRF	Orange	GW	0.0012
FL0038849	OCUD/Eastern Subregional WRF	Orange	RO	0
FL0038849	OCUD/Eastern Subregional WRF	Orange	RW	19.2238
FL0038849	OCUD/Eastern Subregional WRF	Orange	STW	0
FL0038849	OCUD/Eastern Subregional WRF	Orange	SW	0
FLA010795	Conserv II Distribution Center	Orange	ASR	0
FLA010795	Conserv II Distribution Center	Orange	DW	0
FLA010795	Conserv II Distribution Center	Orange	GW	0.639
FLA010795	Conserv II Distribution Center	Orange	RO	0

Facility ID	Reuse System Name	County	Source of Water	Avg Flow (mgd)
FLA010795	Conserv II Distribution Center	Orange	RW	34.234
FLA010795	Conserv II Distribution Center	Orange	STW	0
FLA010795	Conserv II Distribution Center	Orange	SW	0
FLA010798	OCUD/Northwest Water Reclamation Facility	Orange	ASR	0
FLA010798	OCUD/Northwest Water Reclamation Facility	Orange	DW	0
FLA010798	OCUD/Northwest Water Reclamation Facility	Orange	GW	0
FLA010798	OCUD/Northwest Water Reclamation Facility	Orange	RO	0
FLA010798	OCUD/Northwest Water Reclamation Facility	Orange	RW	6.541
FLA010798	OCUD/Northwest Water Reclamation Facility	Orange	STW	0
FLA010798	OCUD/Northwest Water Reclamation Facility	Orange	SW	0
FLA010814	Orlando/Conserv II WRF	Orange	ASR	0
FLA010814	Orlando/Conserv II WRF	Orange	DW	0
FLA010814	Orlando/Conserv II WRF	Orange	GW	0
FLA010814	Orlando/Conserv II WRF	Orange	RO	0
FLA010814	Orlando/Conserv II WRF	Orange	RW	15.758
FLA010814	Orlando/Conserv II WRF	Orange	STW	0
FLA010814	Orlando/Conserv II WRF	Orange	SW	0
FLA010815	Ocoee WWTF	Orange	RW	4.422
FLA010816	Orlando/Conserv I WWTF	Orange	ASR	0
FLA010816	Orlando/Conserv I WWTF	Orange	DW	0
FLA010816	Orlando/Conserv I WWTF	Orange	GW	0.03
FLA010816	Orlando/Conserv I WWTF	Orange	RO	0
FLA010816	Orlando/Conserv I WWTF	Orange	RW	36.631
FLA010816	Orlando/Conserv I WWTF	Orange	STW	0

Facility ID	Reuse System Name	County	Source of Water	Avg Flow (mgd)
FLA010816	Orlando/Conserv I WWTF	Orange	SW	0
FLA010818	Apopka WRF/Project Arrow	Orange	DW	3.786
FLA010818	Apopka WRF/Project Arrow	Orange	GW	0.978
FLA010818	Apopka WRF/Project Arrow	Orange	RW	3.562
FLA010819	Winter Park Estates WWTF	Orange	ASR	0
FLA010819	Winter Park Estates WWTF	Orange	DW	0
FLA010819	Winter Park Estates WWTF	Orange	GW	0
FLA010819	Winter Park Estates WWTF	Orange	RO	0
FLA010819	Winter Park Estates WWTF	Orange	RW	0.545
FLA010819	Winter Park Estates WWTF	Orange	STW	0
FLA010819	Winter Park Estates WWTF	Orange	SW	0
FLA010823	Fairways Country Club WWTF	Orange	ASR	0
FLA010823	Fairways Country Club WWTF	Orange	DW	0
FLA010823	Fairways Country Club WWTF	Orange	GW	0
FLA010823	Fairways Country Club WWTF	Orange	RO	0
FLA010823	Fairways Country Club WWTF	Orange	RW	0.121
FLA010823	Fairways Country Club WWTF	Orange	STW	0
FLA010823	Fairways Country Club WWTF	Orange	SW	0
FLA010835	Gulfstream Harbor WWTF	Orange	ASR	0
FLA010835	Gulfstream Harbor WWTF	Orange	DW	0
FLA010835	Gulfstream Harbor WWTF	Orange	GW	0
FLA010835	Gulfstream Harbor WWTF	Orange	RO	0
FLA010835	Gulfstream Harbor WWTF	Orange	RW	0.037
FLA010835	Gulfstream Harbor WWTF	Orange	STW	0

Facility ID	Reuse System Name	County	Source of Water	Avg Flow (mgd)
FLA010835	Gulfstream Harbor WWTF	Orange	SW	0
FLA010871	Rock Springs MHP WWTF	Orange	RW	0.11
FLA010900	Wedgfield WWTF	Orange	RW	0.289
FLA107972	OCUD/South WRF	Orange	ASR	0
FLA107972	OCUD/South WRF	Orange	DW	0
FLA107972	OCUD/South WRF	Orange	GW	0
FLA107972	OCUD/South WRF	Orange	RO	0
FLA107972	OCUD/South WRF	Orange	RW	32.532
FLA107972	OCUD/South WRF	Orange	STW	0
FLA107972	OCUD/South WRF	Orange	SW	0
FLA108219	Central Florida Tourism Oversight District	Orange	ASR	0
FLA108219	Central Florida Tourism Oversight District	Orange	DW	0
FLA108219	Central Florida Tourism Oversight District	Orange	GW	0.058
FLA108219	Central Florida Tourism Oversight District	Orange	RO	0
FLA108219	Central Florida Tourism Oversight District	Orange	RW	12.801
FLA108219	Central Florida Tourism Oversight District	Orange	STW	0
FLA108219	Central Florida Tourism Oversight District	Orange	SW	0
FLAB07049	OCUD Hamlin WRF	Orange	ASR	0
FLAB07049	OCUD Hamlin WRF	Orange	DW	0
FLAB07049	OCUD Hamlin WRF	Orange	GW	0
FLAB07049	OCUD Hamlin WRF	Orange	RO	0
FLAB07049	OCUD Hamlin WRF	Orange	RW	3.881
FLAB07049	OCUD Hamlin WRF	Orange	STW	0
FLAB07049	OCUD Hamlin WRF	Orange	SW	0

Facility ID	Reuse System Name	County	Source of Water	Avg Flow (mgd)
FLA010957	TWA/South Bermuda	Osceola	RW	17.731
FLA010957	TWA/South Bermuda	Osceola	SW	1.095
FLA010958	TWA/Sandhill Road WWTF	Osceola	RW	5.922
FLA010960	TWA/Parkway WWTF	Osceola	GW	0.001
FLA010960	TWA/Parkway WWTF	Osceola	RW	1.273
FLA010962	TWA Southside WRF	Osceola	RW	5.347
FLA011029	Southport Park	Osceola	RW	0.001
FLA109843	TWA/Cypress West	Osceola	GW	0.016
FLA109843	TWA/Cypress West	Osceola	RW	5.725
FLA267872	TWA/Harmony Community Dev. District WWTF	Osceola	GW	0.003
FLA267872	TWA/Harmony Community Dev. District WWTF	Osceola	RO	0.07
FLA267872	TWA/Harmony Community Dev. District WWTF	Osceola	RW	0.353
FLAB07198	Sunbridge Water Reclamation Facility (WRF)	Osceola	GW	0.027
FLAB07198	Sunbridge Water Reclamation Facility (WRF)	Osceola	RW	0.371
FL0026344	City of Boca Raton WWTP	Palm Beach	RO	0.526
FL0026344	City of Boca Raton WWTP	Palm Beach	RW	15.772
FL0034649	Loxahatchee Env. Control Dist. WWTP	Palm Beach	RO	1.83
FL0034649	Loxahatchee Env. Control Dist. WWTP	Palm Beach	RW	6.94
FL0035980	South Central Regional WWTP	Palm Beach	RW	17.5
FL0038768	Seacoast Utilities Authority PGA Regional WWTF	Palm Beach	ASR	0
FL0038768	Seacoast Utilities Authority PGA Regional WWTF	Palm Beach	DW	0.046
FL0038768	Seacoast Utilities Authority PGA Regional WWTF	Palm Beach	GW	0.16
FL0038768	Seacoast Utilities Authority PGA Regional WWTF	Palm Beach	RO	1.912
FL0038768	Seacoast Utilities Authority PGA Regional WWTF	Palm Beach	RW	7.915

Facility ID	Reuse System Name	County	Source of Water	Avg Flow (mgd)
FL0038768	Seacoast Utilities Authority PGA Regional WWTF	Palm Beach	STW	0
FL0038768	Seacoast Utilities Authority PGA Regional WWTF	Palm Beach	SW	0
FL0041424	Palm Beach County Southern Region Water Reclamation Facility	Palm Beach	ASR	0
FL0041424	Palm Beach County Southern Region Water Reclamation Facility	Palm Beach	DW	0
FL0041424	Palm Beach County Southern Region Water Reclamation Facility	Palm Beach	GW	0
FL0041424	Palm Beach County Southern Region Water Reclamation Facility	Palm Beach	RO	0
FL0041424	Palm Beach County Southern Region Water Reclamation Facility	Palm Beach	RW	21.75
FL0041424	Palm Beach County Southern Region Water Reclamation Facility	Palm Beach	STW	0
FL0041424	Palm Beach County Southern Region Water Reclamation Facility	Palm Beach	SW	0
FL0471275	Central Region Reclaimed Water Facility	Palm Beach	ASR	0
FL0471275	Central Region Reclaimed Water Facility	Palm Beach	DW	0
FL0471275	Central Region Reclaimed Water Facility	Palm Beach	GW	0
FL0471275	Central Region Reclaimed Water Facility	Palm Beach	RO	0
FL0471275	Central Region Reclaimed Water Facility	Palm Beach	RW	0.409
FL0471275	Central Region Reclaimed Water Facility	Palm Beach	STW	0
FL0471275	Central Region Reclaimed Water Facility	Palm Beach	SW	0
FLA013706	Okeelanta Corporation	Palm Beach	RW	0.0286
FLA027740	Western Region WWTF	Palm Beach	ASR	0
FLA027740	Western Region WWTF	Palm Beach	DW	0
FLA027740	Western Region WWTF	Palm Beach	GW	0
FLA027740	Western Region WWTF	Palm Beach	RO	0
FLA027740	Western Region WWTF	Palm Beach	RW	2.804
FLA027740	Western Region WWTF	Palm Beach	STW	0
FLA027740	Western Region WWTF	Palm Beach	SW	0



Facility ID	Reuse System Name	County	Source of Water	Avg Flow (mgd)
FLA041360	East Central Regional Water Reclamation Facility	Palm Beach	ASR	0
FLA041360	East Central Regional Water Reclamation Facility	Palm Beach	DW	0
FLA041360	East Central Regional Water Reclamation Facility	Palm Beach	GW	0
FLA041360	East Central Regional Water Reclamation Facility	Palm Beach	RO	0
FLA041360	East Central Regional Water Reclamation Facility	Palm Beach	RW	50.78
FLA041360	East Central Regional Water Reclamation Facility	Palm Beach	STW	0
FLA041360	East Central Regional Water Reclamation Facility	Palm Beach	SW	0
FLA042595	Village of Wellington WWTP	Palm Beach	DW	0.263
FLA042595	Village of Wellington WWTP	Palm Beach	RW	3.67
FLA136778	Western Region North WWTP	Palm Beach	ASR	0
FLA136778	Western Region North WWTP	Palm Beach	DW	0
FLA136778	Western Region North WWTP	Palm Beach	GW	0
FLA136778	Western Region North WWTP	Palm Beach	RO	0
FLA136778	Western Region North WWTP	Palm Beach	RW	0.967
FLA136778	Western Region North WWTP	Palm Beach	STW	0
FLA136778	Western Region North WWTP	Palm Beach	SW	0
FL0127434	City of New Port Richey WWTF	Pasco	RW	4.841
FLA012742	Dade City WWTP	Pasco	RW	0.706
FLA012752	Seven Springs WWTF	Pasco	RW	1.766
FLA012801	Forest Lake Estates WWTP	Pasco	ASR	0
FLA012801	Forest Lake Estates WWTP	Pasco	DW	0
FLA012801	Forest Lake Estates WWTP	Pasco	GW	0
FLA012801	Forest Lake Estates WWTP	Pasco	RO	0
FLA012801	Forest Lake Estates WWTP	Pasco	RW	0.071

Facility ID	Reuse System Name	County	Source of Water	Avg Flow (mgd)
FLA012801	Forest Lake Estates WWTP	Pasco	STW	0
FLA012801	Forest Lake Estates WWTP	Pasco	SW	0
FLA012831	Travelers Rest WWTF	Pasco	ASR	0
FLA012831	Travelers Rest WWTF	Pasco	DW	0.028
FLA012831	Travelers Rest WWTF	Pasco	GW	0
FLA012831	Travelers Rest WWTF	Pasco	RO	0
FLA012831	Travelers Rest WWTF	Pasco	RW	0.052
FLA012831	Travelers Rest WWTF	Pasco	STW	0
FLA012831	Travelers Rest WWTF	Pasco	SW	0
FLA127272	Pasco County Master Reuse System	Pasco	RW	29.315
FL0021326	City of Dunedin AWWTF	Pinellas	GW	0.1
FL0021326	City of Dunedin AWWTF	Pinellas	RW	3.7
FL0026603	City of Largo	Pinellas	ASR	0
FL0026603	City of Largo	Pinellas	DW	0
FL0026603	City of Largo	Pinellas	GW	0
FL0026603	City of Largo	Pinellas	RO	0
FL0026603	City of Largo	Pinellas	RW	12.36
FL0026603	City of Largo	Pinellas	STW	0
FL0026603	City of Largo	Pinellas	SW	0
FL0030406	City of Tarpon Springs	Pinellas	RW	1.91
FL0040436	South Cross Bayou WRF	Pinellas	RW	21.35
FL0128775	William E. Dunn WRF	Pinellas	ASR	0
FL0128775	William E. Dunn WRF	Pinellas	DW	0
FL0128775	William E. Dunn WRF	Pinellas	GW	0

Facility ID	Reuse System Name	County	Source of Water	Avg Flow (mgd)
FL0128775	William E. Dunn WRF	Pinellas	RO	0
FL0128775	William E. Dunn WRF	Pinellas	RW	6.848
FL0128775	William E. Dunn WRF	Pinellas	STW	0
FL0128775	William E. Dunn WRF	Pinellas	SW	0
FL0186261	City of Clearwater Master Reuse System	Pinellas	RW	3.59
FLA012881	St. Petersburg Master Urban Reuse System	Pinellas	ASR	0.014
FLA012881	St. Petersburg Master Urban Reuse System	Pinellas	DW	0
FLA012881	St. Petersburg Master Urban Reuse System	Pinellas	GW	0
FLA012881	St. Petersburg Master Urban Reuse System	Pinellas	RO	0
FLA012881	St. Petersburg Master Urban Reuse System	Pinellas	RW	35.402
FLA012881	St. Petersburg Master Urban Reuse System	Pinellas	STW	0
FLA012881	St. Petersburg Master Urban Reuse System	Pinellas	SW	0
FLA012905	On Top of The World WWTP	Pinellas	RW	0.462
FL0039772	City of Lakeland Glendale WRF	Polk	RW	16.04
FL0A00002	Northeast Regional WWTF	Polk	ASR	0
FL0A00002	Northeast Regional WWTF	Polk	DW	0
FL0A00002	Northeast Regional WWTF	Polk	GW	1.727
FL0A00002	Northeast Regional WWTF	Polk	RO	0
FL0A00002	Northeast Regional WWTF	Polk	RW	5.362
FL0A00002	Northeast Regional WWTF	Polk	STW	0
FL0A00002	Northeast Regional WWTF	Polk	SW	0
FLA011047	Outdoor Resorts at Orlando WWTF	Polk	RW	0.112
FLA012949	Sun Ray WWTP	Polk	ASR	0
FLA012949	Sun Ray WWTP	Polk	DW	0

Facility ID	Reuse System Name	County	Source of Water	Avg Flow (mgd)
FLA012949	Sun Ray WWTP	Polk	GW	0
FLA012949	Sun Ray WWTP	Polk	RO	0
FLA012949	Sun Ray WWTP	Polk	RW	0.37
FLA012949	Sun Ray WWTP	Polk	STW	0
FLA012949	Sun Ray WWTP	Polk	SW	0
FLA012954	Southwest Regional WWTP	Polk	ASR	0
FLA012954	Southwest Regional WWTP	Polk	DW	0
FLA012954	Southwest Regional WWTP	Polk	GW	0
FLA012954	Southwest Regional WWTP	Polk	RO	0
FLA012954	Southwest Regional WWTP	Polk	RW	2.237
FLA012954	Southwest Regional WWTP	Polk	STW	0
FLA012954	Southwest Regional WWTP	Polk	SW	0
FLA012968	Waverly WWTF	Polk	ASR	0
FLA012968	Waverly WWTF	Polk	DW	0
FLA012968	Waverly WWTF	Polk	GW	0
FLA012968	Waverly WWTF	Polk	RO	0
FLA012968	Waverly WWTF	Polk	RW	0.025
FLA012968	Waverly WWTF	Polk	STW	0
FLA012968	Waverly WWTF	Polk	SW	0
FLA012976	City of Bartow WRF	Polk	RW	2.537
FLA012983	City of Frostproof WWTF	Polk	RW	0.164
FLA013082	Sweetwater Golf & Tennis Club WWTP	Polk	ASR	0
FLA013082	Sweetwater Golf & Tennis Club WWTP	Polk	DW	0
FLA013082	Sweetwater Golf & Tennis Club WWTP	Polk	GW	0

Facility ID	Reuse System Name	County	Source of Water	Avg Flow (mgd)
FLA013082	Sweetwater Golf & Tennis Club WWTP	Polk	RO	0
FLA013082	Sweetwater Golf & Tennis Club WWTP	Polk	RW	0.058
FLA013082	Sweetwater Golf & Tennis Club WWTP	Polk	STW	0
FLA013082	Sweetwater Golf & Tennis Club WWTP	Polk	SW	0
FLA013102	Swiss Village WWTF	Polk	RW	0.033
FLA013103	Swiss Golf Club	Polk	RW	0.044
FLA013123	Cypress Lakes WWTP	Polk	ASR	0
FLA013123	Cypress Lakes WWTP	Polk	DW	0
FLA013123	Cypress Lakes WWTP	Polk	GW	0
FLA013123	Cypress Lakes WWTP	Polk	RO	0
FLA013123	Cypress Lakes WWTP	Polk	RW	0.111
FLA013123	Cypress Lakes WWTP	Polk	STW	0
FLA013123	Cypress Lakes WWTP	Polk	SW	0
FLA129747	City of Winter Haven WWTP #2	Polk	RW	7.059
FLA129844	City of Lake Wales WWTP	Polk	ASR	0
FLA129844	City of Lake Wales WWTP	Polk	DW	0
FLA129844	City of Lake Wales WWTP	Polk	GW	0
FLA129844	City of Lake Wales WWTP	Polk	RO	0
FLA129844	City of Lake Wales WWTP	Polk	RW	1.107
FLA129844	City of Lake Wales WWTP	Polk	STW	0
FLA129844	City of Lake Wales WWTP	Polk	SW	0
FLA178667	Northwest Regional WWTF	Polk	ASR	0.039
FLA178667	Northwest Regional WWTF	Polk	DW	0
FLA178667	Northwest Regional WWTF	Polk	GW	0

Facility ID	Reuse System Name	County	Source of Water	Avg Flow (mgd)
FLA178667	Northwest Regional WWTF	Polk	RO	0
FLA178667	Northwest Regional WWTF	Polk	RW	1.41
FLA178667	Northwest Regional WWTF	Polk	STW	0
FLA178667	Northwest Regional WWTF	Polk	SW	0
FLA180416	Dundee Regional WWTF	Polk	RW	0.204
FLA489093	Cardinal Hill WWTF	Polk	ASR	0
FLA489093	Cardinal Hill WWTF	Polk	DW	0
FLA489093	Cardinal Hill WWTF	Polk	GW	0
FLA489093	Cardinal Hill WWTF	Polk	RO	0
FLA489093	Cardinal Hill WWTF	Polk	RW	0.187
FLA489093	Cardinal Hill WWTF	Polk	STW	0
FLA489093	Cardinal Hill WWTF	Polk	SW	0
FLAB07302	Lake Hamilton Wastewater Treatment Facility	Polk	ASR	0
FLAB07302	Lake Hamilton Wastewater Treatment Facility	Polk	DW	0
FLAB07302	Lake Hamilton Wastewater Treatment Facility	Polk	GW	0
FLAB07302	Lake Hamilton Wastewater Treatment Facility	Polk	RO	0
FLAB07302	Lake Hamilton Wastewater Treatment Facility	Polk	RW	0.011
FLAB07302	Lake Hamilton Wastewater Treatment Facility	Polk	STW	0
FLAB07302	Lake Hamilton Wastewater Treatment Facility	Polk	SW	0
FL0021610	Crescent City WWTF	Putnam	RW	0.115
FLA011709	Bass Capital Mobile Home Park WWTF	Putnam	RW	0.003
FLA011713	Economy Inn Motel WWTF/Palatka	Putnam	RW	0.002
FL0021903	Milton WWTF	Santa Rosa	ASR	0
FL0021903	Milton WWTF	Santa Rosa	DW	0

Facility ID	Reuse System Name	County	Source of Water	Avg Flow (mgd)
FL0021903	Milton WWTF	Santa Rosa	GW	0
FL0021903	Milton WWTF	Santa Rosa	RO	0
FL0021903	Milton WWTF	Santa Rosa	RW	2.11
FL0021903	Milton WWTF	Santa Rosa	STW	0
FL0021903	Milton WWTF	Santa Rosa	SW	0
FL0023981	Navarre Beach WWTP	Santa Rosa	RW	0.394
FL0102202	Pace Water System WWTP	Santa Rosa	RW	1.899
FLA010206	Town of Jay WWTP	Santa Rosa	ASR	0
FLA010206	Town of Jay WWTP	Santa Rosa	DW	0
FLA010206	Town of Jay WWTP	Santa Rosa	GW	0
FLA010206	Town of Jay WWTP	Santa Rosa	RO	0
FLA010206	Town of Jay WWTP	Santa Rosa	RW	0.053
FLA010206	Town of Jay WWTP	Santa Rosa	STW	0
FLA010206	Town of Jay WWTP	Santa Rosa	SW	0
FLA010211	Holley/Navarre Wastewater Treatment Facility	Santa Rosa	ASR	0
FLA010211	Holley/Navarre Wastewater Treatment Facility	Santa Rosa	DW	0
FLA010211	Holley/Navarre Wastewater Treatment Facility	Santa Rosa	GW	0
FLA010211	Holley/Navarre Wastewater Treatment Facility	Santa Rosa	RO	0
FLA010211	Holley/Navarre Wastewater Treatment Facility	Santa Rosa	RW	1.657
FLA010211	Holley/Navarre Wastewater Treatment Facility	Santa Rosa	STW	0
FLA010211	Holley/Navarre Wastewater Treatment Facility	Santa Rosa	SW	0
FLA010212	Gulf Breeze Regional Water System WRF	Santa Rosa	RW	1.891
FLA010212	Gulf Breeze Regional Water System WRF	Santa Rosa	STW	0.024
FLA010212	Gulf Breeze Regional Water System WRF	Santa Rosa	SW	0.02

Facility ID	Reuse System Name	County	Source of Water	Avg Flow (mgd)
FLA016779	Sundial Utilities WWTP	Santa Rosa	ASR	0
FLA016779	Sundial Utilities WWTP	Santa Rosa	DW	0
FLA016779	Sundial Utilities WWTP	Santa Rosa	GW	0
FLA016779	Sundial Utilities WWTP	Santa Rosa	RO	0
FLA016779	Sundial Utilities WWTP	Santa Rosa	RW	0.146
FLA016779	Sundial Utilities WWTP	Santa Rosa	STW	0
FLA016779	Sundial Utilities WWTP	Santa Rosa	SW	0
FL0040771	City of Sarasota AWWTF	Sarasota	RW	7.86
FL0041441	Venice Eastside WWTP	Sarasota	GW	0.732
FL0041441	Venice Eastside WWTP	Sarasota	RW	4.138
FLA013378	City of North Port WWTP	Sarasota	RW	2.62
FLA176303	Sarasota County South Master Reuse System	Sarasota	RW	3.76
FLA177008	Sarasota County North Master Reuse System	Sarasota	ASR	0
FLA177008	Sarasota County North Master Reuse System	Sarasota	DW	0
FLA177008	Sarasota County North Master Reuse System	Sarasota	GW	0
FLA177008	Sarasota County North Master Reuse System	Sarasota	RO	0
FLA177008	Sarasota County North Master Reuse System	Sarasota	RW	13.5
FLA177008	Sarasota County North Master Reuse System	Sarasota	STW	0
FLA177008	Sarasota County North Master Reuse System	Sarasota	SW	0
FLA984841	Southwest WRF	Sarasota	DW	0.3
FLA984841	Southwest WRF	Sarasota	RW	0.712
FL0020141	Sanford North WRF	Seminole	ASR	7.342
FL0020141	Sanford South WRC	Seminole	ASR	7.342
FL0033251	Altamonte Springs Regional WRF	Seminole	GW	0.0829



Facility ID	Reuse System Name	County	Source of Water	Avg Flow (mgd)
FL0033251	Altamonte Springs Regional WRF	Seminole	RW	7.1
FL0036251	Wekiva Hunt Club WRF	Seminole	RW	2.2
FL0037966	Orlando/Iron Bridge Regional WRF	Seminole	RW	26.87
FLA011066	Casselberry WRF	Seminole	ASR	0
FLA011066	Casselberry WRF	Seminole	DW	0.245
FLA011066	Casselberry WRF	Seminole	GW	0
FLA011066	Casselberry WRF	Seminole	RO	0
FLA011066	Casselberry WRF	Seminole	RW	0.758
FLA011066	Casselberry WRF	Seminole	STW	0
FLA011066	Casselberry WRF	Seminole	SW	0
FLA011067	Winter Springs/West	Seminole	RW	1.28
FLA011068	Winter Springs/East WWTF	Seminole	RW	1.041
FLA011076	Chuluota WWTF	Seminole	RW	0.174
FLA011085	Palm Valley MHP WWTF	Seminole	ASR	0
FLA011085	Palm Valley MHP WWTF	Seminole	DW	0
FLA011085	Palm Valley MHP WWTF	Seminole	GW	0
FLA011085	Palm Valley MHP WWTF	Seminole	RO	0
FLA011085	Palm Valley MHP WWTF	Seminole	RW	0.118
FLA011085	Palm Valley MHP WWTF	Seminole	STW	0
FLA011085	Palm Valley MHP WWTF	Seminole	SW	0
FLA011086	SCU/Greenwood Lakes WRF	Seminole	RW	2.367
FLA042625	SCU/Northwest Regional WRF	Seminole	RW	2.539
FLA042625	SCU/Northwest Regional WRF	Seminole	SW	0.033
FL0021938	St. Augustine WWTF No. 1	St. Johns	RW	3.776

Facility ID	Reuse System Name	County	Source of Water	Avg Flow (mgd)
FL0038831	Anastasia Island WWTF	St. Johns	ASR	0
FL0038831	Anastasia Island WWTF	St. Johns	DW	0
FL0038831	Anastasia Island WWTF	St. Johns	GW	0
FL0038831	Anastasia Island WWTF	St. Johns	RO	0
FL0038831	Anastasia Island WWTF	St. Johns	RW	3.67
FL0038831	Anastasia Island WWTF	St. Johns	STW	0
FL0038831	Anastasia Island WWTF	St. Johns	SW	0
FL0044245	Players Club South WWTF	St. Johns	ASR	0
FL0044245	Players Club South WWTF	St. Johns	DW	0
FL0044245	Players Club South WWTF	St. Johns	GW	0
FL0044245	Players Club South WWTF	St. Johns	RO	0
FL0044245	Players Club South WWTF	St. Johns	RW	1.461
FL0044245	Players Club South WWTF	St. Johns	STW	0
FL0044245	Players Club South WWTF	St. Johns	SW	0
FL0044253	Marsh Landing WWTF	St. Johns	ASR	0
FL0044253	Marsh Landing WWTF	St. Johns	DW	0
FL0044253	Marsh Landing WWTF	St. Johns	GW	0
FL0044253	Marsh Landing WWTF	St. Johns	RO	0
FL0044253	Marsh Landing WWTF	St. Johns	RW	0.627
FL0044253	Marsh Landing WWTF	St. Johns	STW	0
FL0044253	Marsh Landing WWTF	St. Johns	SW	0
FL0117471	State Road 207 WWTF	St. Johns	ASR	0
FL0117471	State Road 207 WWTF	St. Johns	DW	0
FL0117471	State Road 207 WWTF	St. Johns	GW	0

Facility ID	Reuse System Name	County	Source of Water	Avg Flow (mgd)
FL0117471	State Road 207 WWTF	St. Johns	RO	0
FL0117471	State Road 207 WWTF	St. Johns	RW	0.128
FL0117471	State Road 207 WWTF	St. Johns	STW	0
FL0117471	State Road 207 WWTF	St. Johns	SW	0
FL0117951	Ponte Vedra WRF	St. Johns	RW	0.77
FL0670651	Northwest Wastewater Treatment Plant	St. Johns	ASR	0
FL0670651	Northwest Wastewater Treatment Plant	St. Johns	DW	0
FL0670651	Northwest Wastewater Treatment Plant	St. Johns	GW	0
FL0670651	Northwest Wastewater Treatment Plant	St. Johns	RO	0
FL0670651	Northwest Wastewater Treatment Plant	St. Johns	RW	2.738
FL0670651	Northwest Wastewater Treatment Plant	St. Johns	STW	0
FL0670651	Northwest Wastewater Treatment Plant	St. Johns	SW	0
FLA011765	North Beach WWTF	St. Johns	ASR	0
FLA011765	North Beach WWTF	St. Johns	DW	0
FLA011765	North Beach WWTF	St. Johns	GW	0
FLA011765	North Beach WWTF	St. Johns	RO	0.07
FLA011765	North Beach WWTF	St. Johns	RW	0.21
FLA011765	North Beach WWTF	St. Johns	STW	0
FLA011765	North Beach WWTF	St. Johns	SW	0
FLA011773	Ponce De Leon WWTF	St. Johns	RW	0.075
FL0027278	Fort Pierce Utility Authority WWTF	St. Lucie	ASR	0
FL0027278	Fort Pierce Utility Authority WWTF	St. Lucie	DW	0
FL0027278	Fort Pierce Utility Authority WWTF	St. Lucie	GW	0
FL0027278	Fort Pierce Utility Authority WWTF	St. Lucie	RO	0

Facility ID	Reuse System Name	County	Source of Water	Avg Flow (mgd)
FL0027278	Fort Pierce Utility Authority WWTF	St. Lucie	RW	5.33
FL0027278	Fort Pierce Utility Authority WWTF	St. Lucie	STW	0
FL0027278	Fort Pierce Utility Authority WWTF	St. Lucie	SW	0
FL0139475	SLCUD South Hutchinson Island Water Reclamation Facility	St. Lucie	RW	0.292
FLA013946	SLCU North Hutchinson Island WWTF	St. Lucie	ASR	0
FLA013946	SLCU North Hutchinson Island WWTF	St. Lucie	DW	0
FLA013946	SLCU North Hutchinson Island WWTF	St. Lucie	GW	0
FLA013946	SLCU North Hutchinson Island WWTF	St. Lucie	RO	0
FLA013946	SLCU North Hutchinson Island WWTF	St. Lucie	RW	0.198
FLA013946	SLCU North Hutchinson Island WWTF	St. Lucie	STW	0
FLA013946	SLCU North Hutchinson Island WWTF	St. Lucie	SW	0
FLA013969	St. Lucie County Utilities Holiday Pines WWTF	St. Lucie	RW	0.143
FLA013977	Spanish Lakes Country Club	St. Lucie	RW	0.095
FLA013980	Island Dunes Country Club WWTF	St. Lucie	ASR	0
FLA013980	Island Dunes Country Club WWTF	St. Lucie	DW	0
FLA013980	Island Dunes Country Club WWTF	St. Lucie	GW	0
FLA013980	Island Dunes Country Club WWTF	St. Lucie	RO	0
FLA013980	Island Dunes Country Club WWTF	St. Lucie	RW	0.027
FLA013980	Island Dunes Country Club WWTF	St. Lucie	STW	0
FLA013980	Island Dunes Country Club WWTF	St. Lucie	SW	0
FLA013982	Meadowood Community Association, Inc. WWTF	St. Lucie	ASR	0
FLA013982	Meadowood Community Association, Inc. WWTF	St. Lucie	DW	0
FLA013982	Meadowood Community Association, Inc. WWTF	St. Lucie	GW	0
FLA013982	Meadowood Community Association, Inc. WWTF	St. Lucie	RO	0

Facility ID	Reuse System Name	County	Source of Water	Avg Flow (mgd)
FLA013982	Meadowood Community Association, Inc. WWTF	St. Lucie	RW	0.063
FLA013982	Meadowood Community Association, Inc. WWTF	St. Lucie	STW	0
FLA013982	Meadowood Community Association, Inc. WWTF	St. Lucie	SW	0
FLA013993	St. Lucie West Services District	St. Lucie	DW	0
FLA013993	St. Lucie West Services District	St. Lucie	GW	0.016
FLA013993	St. Lucie West Services District	St. Lucie	RO	0.019
FLA013993	St. Lucie West Services District	St. Lucie	RW	1.515
FLA013993	St. Lucie West Services District	St. Lucie	STW	1.122
FLA013993	St. Lucie West Services District	St. Lucie	SW	0
FLA013998	Spanish Lakes Fairways WWTF	St. Lucie	RW	0.113
FLA139653	Port St. Lucie Utility Westport WWTF	St. Lucie	ASR	0
FLA139653	Port St. Lucie Utility Westport WWTF	St. Lucie	DW	0
FLA139653	Port St. Lucie Utility Westport WWTF	St. Lucie	GW	0
FLA139653	Port St. Lucie Utility Westport WWTF	St. Lucie	RO	0
FLA139653	Port St. Lucie Utility Westport WWTF	St. Lucie	RW	5.631
FLA139653	Port St. Lucie Utility Westport WWTF	St. Lucie	STW	0
FLA139653	Port St. Lucie Utility Westport WWTF	St. Lucie	SW	0
FLA326321	Port St. Lucie Utilities (PSLU) Glades WWTF	St. Lucie	ASR	0
FLA326321	Port St. Lucie Utilities (PSLU) Glades WWTF	St. Lucie	DW	0
FLA326321	Port St. Lucie Utilities (PSLU) Glades WWTF	St. Lucie	GW	0
FLA326321	Port St. Lucie Utilities (PSLU) Glades WWTF	St. Lucie	RO	0
FLA326321	Port St. Lucie Utilities (PSLU) Glades WWTF	St. Lucie	RW	6.28
FLA326321	Port St. Lucie Utilities (PSLU) Glades WWTF	St. Lucie	STW	0
FLA326321	Port St. Lucie Utilities (PSLU) Glades WWTF	St. Lucie	SW	0

Facility ID	Reuse System Name	County	Source of Water	Avg Flow (mgd)
FLA013497	City of Wildwood WWTP	Sumter	RW	2.335
FLA017133	Little Sumter Utility Co. WWTF	Sumter	RW	1.481
FLA043699	Continental Country Club	Sumter	ASR	0
FLA043699	Continental Country Club	Sumter	DW	0
FLA043699	Continental Country Club	Sumter	GW	0
FLA043699	Continental Country Club	Sumter	RO	0
FLA043699	Continental Country Club	Sumter	RW	0.2
FLA043699	Continental Country Club	Sumter	STW	0
FLA043699	Continental Country Club	Sumter	SW	0
FLA281581	North Sumter Utility Company WWTF	Sumter	RW	1.67
FLA499951	Central Sumter Utility Company WWTF	Sumter	RW	1.246
FLA516708	North Sumter Utility Company Master Reuse System	Sumter	RW	4.191
FLAB07202	GPU WRF	Sumter	RW	0.072
FLA011805	Live Oak WWTF	Suwannee	RW	1.05
FLA118338	City of Lake Butler WWTF	Union	RW	0.557
FL0020303	Deland/Wiley M. Nash Water Reclamation Facility	Volusia	RW	5.08
FL0020303	Deland/Wiley M. Nash Water Reclamation Facility	Volusia	SW	0.25
FL0020532	Ormond Beach WWTF	Volusia	RO	0.36
FL0020532	Ormond Beach WWTF	Volusia	RW	5.86
FL0020559	Port Orange WWTF	Volusia	ASR	0
FL0020559	Port Orange WWTF	Volusia	DW	0
FL0020559	Port Orange WWTF	Volusia	GW	0.045
FL0020559	Port Orange WWTF	Volusia	RO	0
FL0020559	Port Orange WWTF	Volusia	RW	5.99

Facility ID	Reuse System Name	County	Source of Water	Avg Flow (mgd)
FL0020559	Port Orange WWTF	Volusia	STW	0
FL0020559	Port Orange WWTF	Volusia	SW	0
FL0021431	City of Edgewater	Volusia	RW	1.528
FL0021431	City of Edgewater	Volusia	SW	0.375
FL0025984	Daytona Beach/Bethune Point WRF	Volusia	RW	13.74
FL0172090	New Smyrna Beach Water Reclamation Facility	Volusia	ASR	0
FL0172090	New Smyrna Beach Water Reclamation Facility	Volusia	DW	0
FL0172090	New Smyrna Beach Water Reclamation Facility	Volusia	GW	0
FL0172090	New Smyrna Beach Water Reclamation Facility	Volusia	RO	0
FL0172090	New Smyrna Beach Water Reclamation Facility	Volusia	RW	4.5
FL0172090	New Smyrna Beach Water Reclamation Facility	Volusia	STW	0
FL0172090	New Smyrna Beach Water Reclamation Facility	Volusia	SW	0
FLA011113	Samsula Academy WWTF	Volusia	RW	0.001
FLA011121	VC/Southwest WWTF #2	Volusia	ASR	0
FLA011121	VC/Southwest WWTF #2	Volusia	DW	0
FLA011121	VC/Southwest WWTF #2	Volusia	GW	0
FLA011121	VC/Southwest WWTF #2	Volusia	RO	0
FLA011121	VC/Southwest WWTF #2	Volusia	RW	0.171
FLA011121	VC/Southwest WWTF #2	Volusia	STW	0
FLA011121	VC/Southwest WWTF #2	Volusia	SW	0
FLA011128	VC/Southwest Regional WRF	Volusia	ASR	0
FLA011128	VC/Southwest Regional WRF	Volusia	DW	0
FLA011128	VC/Southwest Regional WRF	Volusia	GW	0
FLA011128	VC/Southwest Regional WRF	Volusia	RO	0

Facility ID	Reuse System Name	County	Source of Water	Avg Flow (mgd)
FLA011128	VC/Southwest Regional WRF	Volusia	RW	2.17
FLA011128	VC/Southwest Regional WRF	Volusia	STW	0
FLA011128	VC/Southwest Regional WRF	Volusia	SW	0
FLA011131	VC/Halifax Plantation WWTF #8	Volusia	ASR	0
FLA011131	VC/Halifax Plantation WWTF #8	Volusia	DW	0
FLA011131	VC/Halifax Plantation WWTF #8	Volusia	GW	0
FLA011131	VC/Halifax Plantation WWTF #8	Volusia	RO	0.022
FLA011131	VC/Halifax Plantation WWTF #8	Volusia	RW	0.195
FLA011131	VC/Halifax Plantation WWTF #8	Volusia	STW	0
FLA011131	VC/Halifax Plantation WWTF #8	Volusia	SW	0
FLA011150	Mariners Bay Condominium WWTF	Volusia	RW	0.0038
FLA011151	Windemere Shores Condo	Volusia	RW	0.0025
FLA011154	Cypress Point WWTF (Golf & RV Campground)	Volusia	RW	0.002
FLA011156	Van Lee Condominiums WWTF	Volusia	RW	0.0085
FLA011159	Applegate Estates MHP WWTF	Volusia	RW	0.008
FLA011162	Ocean House Condominium WWTF	Volusia	RW	0.005
FLA011169	Villages of Pine Run	Volusia	RW	0.0115
FLA011188	North Peninsula Utilities WWTF	Volusia	RW	0.055
FLA011197	Arlington Square Apartments WWTF	Volusia	RW	0.007
FLA011198	Lakeview Terrace MHP	Volusia	RW	0.004
FLA011199	Lake Helen Mobile Home Villas	Volusia	RW	0.017
FLA011203	Quality Inn WWTF	Volusia	RW	0.0013
FLA011208	Meadowlea Estates WWTF	Volusia	RW	0.031
FLA011209	El Dorado Estates WWTF	Volusia	RW	0.01



Facility ID	Reuse System Name	County	Source of Water	Avg Flow (mgd)
FLA011212	Sunny Sands Resort	Volusia	RW	0.0024
FLA011217	Orangewood Mobile Home Park	Volusia	RW	0.0066
FLA011220	Days Inn of Orange City WWTF	Volusia	RW	0.003
FLA011234	Paradise Lakes Campground	Volusia	RW	0.0025
FLA011235	Kove Estates	Volusia	RW	0.019
FLA011236	Emerald Palms WWTF	Volusia	RW	0.003
FLA011239	Encore Daytona North WWTF	Volusia	RW	0.019
FLA011263	St. Johns River Club Condominium WWTF	Volusia	RW	0.0011
FLA011265	Candlelight MHP	Volusia	RW	0.009
FLA011276	Hontoon Island State Park	Volusia	RW	0.001
FLA011279	Blue Spring State Park	Volusia	RW	0.004
FLA017413	VC/Southeast WWTF #7	Volusia	ASR	0
FLA017413	VC/Southeast WWTF #7	Volusia	DW	0
FLA017413	VC/Southeast WWTF #7	Volusia	GW	0
FLA017413	VC/Southeast WWTF #7	Volusia	RO	0
FLA017413	VC/Southeast WWTF #7	Volusia	RW	0.244
FLA017413	VC/Southeast WWTF #7	Volusia	STW	0
FLA017413	VC/Southeast WWTF #7	Volusia	SW	0
FLA010225	Wakulla County/Otter Creek WWTP	Wakulla	RW	0.764
FLA016544	Winco Utilities, Inc. WWTP	Wakulla	ASR	0
FLA016544	Winco Utilities, Inc. WWTP	Wakulla	DW	0
FLA016544	Winco Utilities, Inc. WWTP	Wakulla	GW	0
FLA016544	Winco Utilities, Inc. WWTP	Wakulla	RO	0
FLA016544	Winco Utilities, Inc. WWTP	Wakulla	RW	0.238

Facility ID	Reuse System Name	County	Source of Water	Avg Flow (mgd)
FLA016544	Winco Utilities, Inc. WWTP	Wakulla	STW	0
FLA016544	Winco Utilities, Inc. WWTP	Wakulla	SW	0
FL0102482	South Walton Utility Company WWTP	Walton	RW	1.5753
FLA010245	City of Freeport WWTP	Walton	RW	0.764
FLA010251	Sandestin WWTP	Walton	RW	1.847
FLA010252	Point Washington WWTP	Walton	RW	1.892
FLA010254	Walton Correctional Institution WWTP	Walton	ASR	0
FLA010254	Walton Correctional Institution WWTP	Walton	DW	0
FLA010254	Walton Correctional Institution WWTP	Walton	GW	0
FLA010254	Walton Correctional Institution WWTP	Walton	RO	0
FLA010254	Walton Correctional Institution WWTP	Walton	RW	0.187
FLA010254	Walton Correctional Institution WWTP	Walton	STW	0
FLA010254	Walton Correctional Institution WWTP	Walton	SW	0
FLA183555	Seacrest WWTP	Walton	RW	2.484
FLA689637	Walton County Commerce Park at Mossy Head WWTF	Walton	ASR	0
FLA689637	Walton County Commerce Park at Mossy Head WWTF	Walton	DW	0
FLA689637	Walton County Commerce Park at Mossy Head WWTF	Walton	GW	0
FLA689637	Walton County Commerce Park at Mossy Head WWTF	Walton	RO	0
FLA689637	Walton County Commerce Park at Mossy Head WWTF	Walton	RW	0.028
FLA689637	Walton County Commerce Park at Mossy Head WWTF	Walton	STW	0
FLA689637	Walton County Commerce Park at Mossy Head WWTF	Walton	SW	0
FLA027570	Chipley WWTP	Washington	ASR	0
FLA027570	Chipley WWTP	Washington	DW	0
FLA027570	Chipley WWTP	Washington	GW	0

Facility ID	Reuse System Name	County	Source of Water	Avg Flow (mgd)
FLA027570	Chipley WWTP	Washington	RO	0
FLA027570	Chipley WWTP	Washington	RW	0.77
FLA027570	Chipley WWTP	Washington	STW	0
FLA027570	Chipley WWTP	Washington	SW	0
FLA102563	City of Vernon WWTF	Washington	ASR	0
FLA102563	City of Vernon WWTF	Washington	DW	0
FLA102563	City of Vernon WWTF	Washington	GW	0
FLA102563	City of Vernon WWTF	Washington	RO	0
FLA102563	City of Vernon WWTF	Washington	RW	0.052
FLA102563	City of Vernon WWTF	Washington	STW	0
FLA102563	City of Vernon WWTF	Washington	SW	0
FLAB07131	Chipley/Bultman Sprayfield	Washington	ASR	0
FLAB07131	Chipley/Bultman Sprayfield	Washington	DW	0
FLAB07131	Chipley/Bultman Sprayfield	Washington	GW	0
FLAB07131	Chipley/Bultman Sprayfield	Washington	RO	0
FLAB07131	Chipley/Bultman Sprayfield	Washington	RW	0.77
FLAB07131	Chipley/Bultman Sprayfield	Washington	STW	0
FLAB07131	Chipley/Bultman Sprayfield	Washington	SW	0

## Appendix D. Reclaimed Water Utilization

County	Reuse System Name	Reuse Type	Reuse Subtype	Capacity (mgd)	Flow (mgd)	Area (acres)
Alachua	City of Alachua AWRF	AI	OC	1.23	0.805	105
Alachua	City of Alachua AWRF	IND	AOF	1.5	Not reported.	Not reported.
Alachua	GRU/Main Street WRF	IND	AOF	0.6698	0	Not reported.
Alachua	GRU/Main Street WRF	IND	ATP	0	1.67	0
Alachua	GRU/Main Street WRF	OTH	OTH	7.5	4.46	1,300
Alachua	GRU/Main Street WRF	PAA&LI	OPAA	0.3447	0.025	295
Alachua	High Springs WWTF	AI	EC	0	0	0
Alachua	High Springs WWTF	AI	OC	0	0	0
Alachua	High Springs WWTF	FP	NA	0	0	Not reported.
Alachua	High Springs WWTF	GWR&IPR	AF	0	0	0
Alachua	High Springs WWTF	GWR&IPR	INJ	0	0	0
Alachua	High Springs WWTF	GWR&IPR	RIB	0	0	0
Alachua	High Springs WWTF	GWR&IPR	SWA	0	0	0
Alachua	High Springs WWTF	IND	AOF	0	0	0
Alachua	High Springs WWTF	IND	ATP	0	0	0
Alachua	High Springs WWTF	OTH	OTH	0	0	0
Alachua	High Springs WWTF	PAA&LI	GCI	0	0	0
Alachua	High Springs WWTF	PAA&LI	OPAA	0	0	0
Alachua	High Springs WWTF	PAA&LI	RI	0	0	0
Alachua	High Springs WWTF	TF	NA	0	0	Not reported.
Alachua	High Springs WWTF	WL	NA	0	0	0
Alachua	Kanapaha WRF	GWR&IPR	INJ	10	7.3	Not reported.

County	Reuse System Name	Reuse Type	Reuse Subtype	Capacity (mgd)	Flow (mgd)	Area (acres)
Alachua	Kanapaha WRF	IND	ATP	Not reported.	1.2	0
Alachua	Kanapaha WRF	OTH	OTH	2.9	0.6	106
Alachua	Kanapaha WRF	PAA&LI	GCI	0.13	0.098	140
Alachua	Kanapaha WRF	PAA&LI	RI	5.7	2.4	1,249
Alachua	Newberry WWTF	AI	OC	0.56	0.274	39.87
Alachua	University of Florida WWTF (FDOE)	IND	AOF	0.5	0.14	0
Alachua	University of Florida WWTF (FDOE)	IND	ATP	Not reported.	0.15	0
Alachua	University of Florida WWTF (FDOE)	PAA&LI	GCI	0.15	0.12	75
Alachua	University of Florida WWTF (FDOE)	PAA&LI	OPAA	2.35	0.67	340
Baker	Baker Correctional Institution WWTF	AI	EC	0	0	0
Baker	Baker Correctional Institution WWTF	AI	OC	0.054	0.031	22.2
Baker	Baker Correctional Institution WWTF	FP	NA	0	0	Not reported.
Baker	Baker Correctional Institution WWTF	GWR&IPR	AF	0	0	0
Baker	Baker Correctional Institution WWTF	GWR&IPR	INJ	0	0	0
Baker	Baker Correctional Institution WWTF	GWR&IPR	RIB	0.19	0.093	4.65
Baker	Baker Correctional Institution WWTF	GWR&IPR	SWA	0	0	0
Baker	Baker Correctional Institution WWTF	IND	AOF	0	0	0
Baker	Baker Correctional Institution WWTF	IND	ATP	0	0	0
Baker	Baker Correctional Institution WWTF	OTH	OTH	0	0	0
Baker	Baker Correctional Institution WWTF	PAA&LI	GCI	0	0	0
Baker	Baker Correctional Institution WWTF	PAA&LI	OPAA	0	0	0
Baker	Baker Correctional Institution WWTF	PAA&LI	RI	0	0	0
Baker	Baker Correctional Institution WWTF	TF	NA	0	0	Not reported.

County	Reuse System Name	Reuse Type	Reuse Subtype	Capacity (mgd)	Flow (mgd)	Area (acres)
Baker	Baker Correctional Institution WWTF	WL	NA	0	0	0
Bay	Military Point Regional AWT Facility	IND	ATP	0.114	0	10
Bay	Military Point Regional AWT Facility	PAA&LI	GCI	1	0	100
Bay	North Bay WWTF	AI	OC	0.5	0	65
Bay	North Bay WWTF	GWR&IPR	RIB	0.5	0.215	6.12
Bay	Panama City Beach WWTP #1	IND	AOF	0.013	0.011	2
Bay	Panama City Beach WWTP #1	IND	ATP	0.005	0.005	1
Bay	Panama City Beach WWTP #1	PAA&LI	OPAA	0.96	1.035	193
Bay	Panama City Beach WWTP #1	PAA&LI	RI	2.487	2.322	433
Bay	Panama City Beach WWTP #1	WL	NA	18	4.331	1,150
Bradford	Florida State Prison WWTF	AI	OC	1.58	0.71	766
Brevard	BCUD/Port St. John	AI	EC	0	0	0
Brevard	BCUD/Port St. John	AI	OC	0	0	0
Brevard	BCUD/Port St. John	FP	NA	0	0	Not reported.
Brevard	BCUD/Port St. John	GWR&IPR	AF	0.15	0.09	1
Brevard	BCUD/Port St. John	GWR&IPR	INJ	0	0	0
Brevard	BCUD/Port St. John	GWR&IPR	RIB	0.356	0.283	1.5
Brevard	BCUD/Port St. John	GWR&IPR	SWA	0	0	0
Brevard	BCUD/Port St. John	IND	AOF	0	0	Not reported.
Brevard	BCUD/Port St. John	IND	ATP	0	0	0
Brevard	BCUD/Port St. John	PAA&LI	GCI	0	0	0
Brevard	BCUD/Port St. John	PAA&LI	OPAA	100	0.014	7.45
Brevard	BCUD/Port St. John	PAA&LI	RI	0	0	0

County	Reuse System Name	Reuse Type	Reuse Subtype	Capacity (mgd)	Flow (mgd)	Area (acres)
Brevard	BCUD/Port St. John	TF	NA	0	0	Not reported.
Brevard	BCUD/Port St. John	WL	NA	0	0	0
Brevard	BCUD/South Beaches	PAA&LI	GCI	0.993	0.776	80
Brevard	BCUD/South Beaches	PAA&LI	RI	0.3	0.523	35.9
Brevard	BCUD/South Central Regional	PAA&LI	GCI	1.996	0	569
Brevard	BCUD/South Central Regional	PAA&LI	RI	6.2	4.86	1,298
Brevard	BCUD/South Central Regional	WL	NA	0.99	0	163
Brevard	BCUD/Sykes Creek Regional WWTF	IND	ATP	0.17	0	20
Brevard	BCUD/Sykes Creek Regional WWTF	PAA&LI	GCI	0.26	0.145	120
Brevard	BCUD/Sykes Creek Regional WWTF	PAA&LI	RI	3.68	1.443	292
Brevard	Barefoot Bay Advanced WWTF	AI	EC	0	0	0
Brevard	Barefoot Bay Advanced WWTF	AI	OC	0.787	0.574	360
Brevard	Barefoot Bay Advanced WWTF	FP	NA	0	0	Not reported.
Brevard	Barefoot Bay Advanced WWTF	GWR&IPR	AF	0	0	0
Brevard	Barefoot Bay Advanced WWTF	GWR&IPR	INJ	0	0	0
Brevard	Barefoot Bay Advanced WWTF	GWR&IPR	RIB	0	0	0
Brevard	Barefoot Bay Advanced WWTF	GWR&IPR	SWA	0	0	0
Brevard	Barefoot Bay Advanced WWTF	IND	AOF	0	0	0
Brevard	Barefoot Bay Advanced WWTF	IND	ATP	0.01	0	10
Brevard	Barefoot Bay Advanced WWTF	OTH	OTH	0	0	0
Brevard	Barefoot Bay Advanced WWTF	PAA&LI	GCI	0.124	0.09	50
Brevard	Barefoot Bay Advanced WWTF	PAA&LI	OPAA	0	0	0
Brevard	Barefoot Bay Advanced WWTF	PAA&LI	RI	0	0	0

County	Reuse System Name	Reuse Type	Reuse Subtype	Capacity (mgd)	Flow (mgd)	Area (acres)
Brevard	Barefoot Bay Advanced WWTF	TF	NA	0	0	Not reported.
Brevard	Barefoot Bay Advanced WWTF	WL	NA	0	0	0
Brevard	Cape Canaveral Air Force Station Regional WWTF	GWR&IPR	RIB	0.8	0.471	5.48
Brevard	Cape Canaveral WRF	PAA&LI	RI	1.45	0.827	445
Brevard	Cocoa Beach WRF	IND	ATP	6	0.25	16
Brevard	Cocoa Beach WRF	PAA&LI	GCI	6	0.167	1,200
Brevard	Cocoa Beach WRF	PAA&LI	RI	6	3.039	3,000
Brevard	Cocoa Water Reclamation Facility	IND	AOF	0	0.02	0
Brevard	Cocoa Water Reclamation Facility	IND	ATP	0	0.01	0
Brevard	Cocoa Water Reclamation Facility	PAA&LI	GCI	0.2	0.1	13.37
Brevard	Cocoa Water Reclamation Facility	PAA&LI	OPAA	1.5	0.74	62.83
Brevard	Cocoa Water Reclamation Facility	PAA&LI	RI	2.8	1.32	481.62
Brevard	Cocoa Water Reclamation Facility	TF	NA	0	0.01	Not reported.
Brevard	Melbourne/D.B. Lee WWTP	IND	ATP	0.3	0.3	35
Brevard	Melbourne/D.B. Lee WWTP	PAA&LI	GCI	1	0.23	120
Brevard	Melbourne/D.B. Lee WWTP	PAA&LI	OPAA	0.75	0.75	241
Brevard	Melbourne/D.B. Lee WWTP	PAA&LI	RI	0.43	0.43	190
Brevard	Melbourne/Grant Street	IND	ATP	0.17	0.17	21
Brevard	Melbourne/Grant Street	OTH	OTH	14	0	4
Brevard	Melbourne/Grant Street	PAA&LI	GCI	0.5	0.16	100
Brevard	Melbourne/Grant Street	PAA&LI	OPAA	0.32	0.32	78
Brevard	Melbourne/Grant Street	PAA&LI	RI	0.03	0.03	4.5
Brevard	Northgate Mobile Ranch & Travel Park WWTF	GWR&IPR	RIB	0.046	0.016	0.42



County	Reuse System Name	Reuse Type	Reuse Subtype	Capacity (mgd)	Flow (mgd)	Area (acres)
Brevard	Palm Bay #1 WRF	AI	EC	0	0	0
Brevard	Palm Bay #1 WRF	AI	OC	0	0	0
Brevard	Palm Bay #1 WRF	FP	NA	0	0	Not reported.
Brevard	Palm Bay #1 WRF	GWR&IPR	AF	0	0	0
Brevard	Palm Bay #1 WRF	GWR&IPR	INJ	0	0	0
Brevard	Palm Bay #1 WRF	GWR&IPR	RIB	0	0	0
Brevard	Palm Bay #1 WRF	GWR&IPR	SWA	0	0	0
Brevard	Palm Bay #1 WRF	IND	AOF	1.01	0.111	298.47
Brevard	Palm Bay #1 WRF	IND	ATP	0.1	0.416	21.87
Brevard	Palm Bay #1 WRF	OTH	OTH	0	0	0
Brevard	Palm Bay #1 WRF	PAA&LI	GCI	0	0	0
Brevard	Palm Bay #1 WRF	PAA&LI	OPAA	Not reported.	0.009	15.82
Brevard	Palm Bay #1 WRF	PAA&LI	RI	0.47	0.465	103.42
Brevard	Palm Bay #1 WRF	TF	NA	0	0	Not reported.
Brevard	Palm Bay #1 WRF	WL	NA	0	0	0
Brevard	Pinewood Village MHP	GWR&IPR	RIB	0.015	0.01	0.11
Brevard	City of Rockledge	AI	EC	0	0	0
Brevard	City of Rockledge	AI	OC	0	0	0
Brevard	City of Rockledge	FP	NA	0	0	Not reported.
Brevard	City of Rockledge	GWR&IPR	AF	0	0	0
Brevard	City of Rockledge	GWR&IPR	INJ	0	0	0
Brevard	City of Rockledge	GWR&IPR	RIB	0	0	0
Brevard	City of Rockledge	GWR&IPR	SWA	0	0	0

County	Reuse System Name	Reuse Type	Reuse Subtype	Capacity (mgd)	Flow (mgd)	Area (acres)
Brevard	City of Rockledge	IND	AOF	0	0	0
Brevard	City of Rockledge	IND	ATP	4.177	0.2696	0
Brevard	City of Rockledge	OTH	OTH	0	0	0
Brevard	City of Rockledge	PAA&LI	GCI	0.35	0.1622	0
Brevard	City of Rockledge	PAA&LI	OPAA	0.291	0.0242	0
Brevard	City of Rockledge	PAA&LI	RI	4.177	0.9388	0
Brevard	City of Rockledge	TF	NA	0	0	Not reported.
Brevard	City of Rockledge	WL	NA	0	0	0
Brevard	Stuckey's Pecan Shop and RV Campground WWTF	GWR&IPR	RIB	0.0085	0.0067	0.19
Brevard	Titusville Blue Heron WRF	OTH	OTH	0.401	0.227	275
Brevard	Titusville Blue Heron WRF	PAA&LI	GCI	0.65	0.214	168
Brevard	Titusville Blue Heron WRF	PAA&LI	OPAA	1.567	0.836	405
Brevard	Titusville Blue Heron WRF	PAA&LI	RI	2.218	1.183	573
Brevard	Titusville Blue Heron WRF	WL	NA	4.68	2.9	292
Brevard	West Melbourne/Ray Bullard	AI	EC	0	0	0
Brevard	West Melbourne/Ray Bullard	AI	OC	0	0	0
Brevard	West Melbourne/Ray Bullard	FP	NA	0	0	Not reported.
Brevard	West Melbourne/Ray Bullard	GWR&IPR	AF	0	0	0
Brevard	West Melbourne/Ray Bullard	GWR&IPR	INJ	0	0	0
Brevard	West Melbourne/Ray Bullard	GWR&IPR	RIB	0	0	0
Brevard	West Melbourne/Ray Bullard	GWR&IPR	SWA	0	0	0
Brevard	West Melbourne/Ray Bullard	IND	AOF	0	0	0
Brevard	West Melbourne/Ray Bullard	IND	ATP	0	0	0

County	Reuse System Name	Reuse Type	Reuse Subtype	Capacity (mgd)	Flow (mgd)	Area (acres)
Brevard	West Melbourne/Ray Bullard	OTH	OTH	0	0	0
Brevard	West Melbourne/Ray Bullard	PAA&LI	GCI	0	0	0
Brevard	West Melbourne/Ray Bullard	PAA&LI	OPAA	0	0	0
Brevard	West Melbourne/Ray Bullard	PAA&LI	RI	1.02	0.9	173
Brevard	West Melbourne/Ray Bullard	TF	NA	0	0	Not reported.
Brevard	West Melbourne/Ray Bullard	WL	NA	0	0	0
Broward	Broward Co. North Regional WWTP	IND	AOF	0	0.03	11.39
Broward	Broward Co. North Regional WWTP	IND	ATP	0	5.5	0
Broward	Broward Co. North Regional WWTP	OTH	OTH	10	0	0
Broward	Broward Co. North Regional WWTP	PAA&LI	OPAA	0	0.17	386.32
Broward	Broward Co. North Regional WWTP	PAA&LI	RI	0	0	2.84
Broward	Coral Springs Imp. Dist. WWTF	AI	EC	0	0	0
Broward	Coral Springs Imp. Dist. WWTF	AI	OC	0	0	0
Broward	Coral Springs Imp. Dist. WWTF	FP	NA	0	0	Not reported.
Broward	Coral Springs Imp. Dist. WWTF	GWR&IPR	AF	0	0	0
Broward	Coral Springs Imp. Dist. WWTF	GWR&IPR	INJ	0	0	0
Broward	Coral Springs Imp. Dist. WWTF	GWR&IPR	RIB	0.01	0	1.25
Broward	Coral Springs Imp. Dist. WWTF	GWR&IPR	SWA	0	0	0
Broward	Coral Springs Imp. Dist. WWTF	IND	AOF	0	0	0
Broward	Coral Springs Imp. Dist. WWTF	IND	ATP	0	0	0
Broward	Coral Springs Imp. Dist. WWTF	OTH	OTH	0	0	0
Broward	Coral Springs Imp. Dist. WWTF	PAA&LI	GCI	0	0	0
Broward	Coral Springs Imp. Dist. WWTF	PAA&LI	OPAA	0	0	0

County	Reuse System Name	Reuse Type	Reuse Subtype	Capacity (mgd)	Flow (mgd)	Area (acres)
Broward	Coral Springs Imp. Dist. WWTF	PAA&LI	RI	0	0	0
Broward	Coral Springs Imp. Dist. WWTF	TF	NA	0	0	Not reported.
Broward	Coral Springs Imp. Dist. WWTF	WL	NA	0	0	0
Broward	Hollywood Southern Regional WWTF	IND	ATP	4	2.49	0
Broward	Hollywood Southern Regional WWTF	PAA&LI	GCI	2.82	1.2	602.8
Broward	Hollywood Southern Regional WWTF	PAA&LI	OPAA	0.511	0.13	121
Broward	Hollywood Southern Regional WWTF	PAA&LI	RI	0.672	0.03	16
Broward	City of Miramar WWTF	AI	EC	0	0	0
Broward	City of Miramar WWTF	AI	OC	0	0	0
Broward	City of Miramar WWTF	FP	NA	0	0	Not reported.
Broward	City of Miramar WWTF	GWR&IPR	AF	0	0	0
Broward	City of Miramar WWTF	GWR&IPR	INJ	0	0	0
Broward	City of Miramar WWTF	GWR&IPR	RIB	0	0	0
Broward	City of Miramar WWTF	GWR&IPR	SWA	0	0	0
Broward	City of Miramar WWTF	IND	AOF	0	0	0
Broward	City of Miramar WWTF	IND	ATP	0	0.89	4.8
Broward	City of Miramar WWTF	OTH	OTH	0	0	0
Broward	City of Miramar WWTF	PAA&LI	GCI	0	0	0
Broward	City of Miramar WWTF	PAA&LI	OPAA	0	0	0
Broward	City of Miramar WWTF	PAA&LI	RI	7.5	3.49	643.63
Broward	City of Miramar WWTF	TF	NA	0	0	Not reported.
Broward	City of Miramar WWTF	WL	NA	0	0	0
Broward	Plantation Regional WWTP	AI	EC	1	0	113.57

County	Reuse System Name	Reuse Type	Reuse Subtype	Capacity (mgd)	Flow (mgd)	Area (acres)
Broward	Plantation Regional WWTP	IND	ATP	1	0.502	14.75
Broward	Sunrise No. 3 WWTP (Sawgrass)	IND	ATP	2	0.135	0
Broward	Sunrise Southwest WWTP	GWR&IPR	RIB	0.99	0.396	5.4
Broward	Tindall Hammock Wastewater Treatment Facility	AI	EC	0	0	0
Broward	Tindall Hammock Wastewater Treatment Facility	AI	OC	0	0	0
Broward	Tindall Hammock Wastewater Treatment Facility	FP	NA	0	0	Not reported.
Broward	Tindall Hammock Wastewater Treatment Facility	GWR&IPR	AF	0	0	0
Broward	Tindall Hammock Wastewater Treatment Facility	GWR&IPR	INJ	0	0	0
Broward	Tindall Hammock Wastewater Treatment Facility	GWR&IPR	RIB	0	0	0
Broward	Tindall Hammock Wastewater Treatment Facility	GWR&IPR	SWA	0.6	0.403	100
Broward	Tindall Hammock Wastewater Treatment Facility	IND	AOF	0	0	0
Broward	Tindall Hammock Wastewater Treatment Facility	IND	ATP	0	0	0
Broward	Tindall Hammock Wastewater Treatment Facility	PAA&LI	GCI	0	0	0
Broward	Tindall Hammock Wastewater Treatment Facility	PAA&LI	OPAA	0	0	0
Broward	Tindall Hammock Wastewater Treatment Facility	PAA&LI	RI	0	0	0
Broward	Tindall Hammock Wastewater Treatment Facility	TF	NA	0	0	Not reported.
Broward	Tindall Hammock Wastewater Treatment Facility	WL	NA	0	0	0
Broward	Town of Davie Water Reclamation Facility	IND	AOF	0.534	0.088	Not reported.
Broward	Town of Davie Water Reclamation Facility	IND	ATP	0.891	0.05	Not reported.
Broward	Town of Davie Water Reclamation Facility	PAA&LI	GCI	0.872	0	250.4
Broward	Town of Davie Water Reclamation Facility	PAA&LI	OPAA	1.043	0.468	Not reported.
Broward	Town of Davie Water Reclamation Facility	TF	NA	0.16	0.03	Not reported.
Charlotte	Charlotte County Utilities/Burnt Store WWTP	AI	EC	0	0	0

County	Reuse System Name	Reuse Type	Reuse Subtype	Capacity (mgd)	Flow (mgd)	Area (acres)
Charlotte	Charlotte County Utilities/Burnt Store WWTP	AI	OC	0	0	0
Charlotte	Charlotte County Utilities/Burnt Store WWTP	FP	NA	0	0	Not reported.
Charlotte	Charlotte County Utilities/Burnt Store WWTP	GWR&IPR	AF	0	0	0
Charlotte	Charlotte County Utilities/Burnt Store WWTP	GWR&IPR	INJ	0	0	0
Charlotte	Charlotte County Utilities/Burnt Store WWTP	GWR&IPR	RIB	0.25	0.139	0
Charlotte	Charlotte County Utilities/Burnt Store WWTP	GWR&IPR	SWA	0	0	0
Charlotte	Charlotte County Utilities/Burnt Store WWTP	IND	AOF	0	0	0
Charlotte	Charlotte County Utilities/Burnt Store WWTP	IND	ATP	0	0	0
Charlotte	Charlotte County Utilities/Burnt Store WWTP	PAA&LI	GCI	0	0	0
Charlotte	Charlotte County Utilities/Burnt Store WWTP	PAA&LI	OPAA	0.048	0.009	0
Charlotte	Charlotte County Utilities/Burnt Store WWTP	PAA&LI	RI	0	0	0
Charlotte	Charlotte County Utilities/Burnt Store WWTP	TF	NA	0	0	Not reported.
Charlotte	Charlotte County Utilities/Burnt Store WWTP	WL	NA	0	0	0
Charlotte	Charlotte County Utilities/Eastport WWTP	AI	EC	0	0	0
Charlotte	Charlotte County Utilities/Eastport WWTP	AI	OC	0	0	0
Charlotte	Charlotte County Utilities/Eastport WWTP	FP	NA	0	0	Not reported.
Charlotte	Charlotte County Utilities/Eastport WWTP	GWR&IPR	AF	0	0	0
Charlotte	Charlotte County Utilities/Eastport WWTP	GWR&IPR	INJ	0	0	0
Charlotte	Charlotte County Utilities/Eastport WWTP	GWR&IPR	RIB	0	0	0
Charlotte	Charlotte County Utilities/Eastport WWTP	GWR&IPR	SWA	0	0	0
Charlotte	Charlotte County Utilities/Eastport WWTP	IND	AOF	0	0	0
Charlotte	Charlotte County Utilities/Eastport WWTP	IND	ATP	0	0	0
Charlotte	Charlotte County Utilities/Eastport WWTP	OTH	OTH	1.45	0	0

County	Reuse System Name	Reuse Type	Reuse Subtype	Capacity (mgd)	Flow (mgd)	Area (acres)
Charlotte	Charlotte County Utilities/Eastport WWTP	PAA&LI	GCI	4.556	3.12	1,150
Charlotte	Charlotte County Utilities/Eastport WWTP	PAA&LI	OPAA	4.421	0.14	1,116
Charlotte	Charlotte County Utilities/Eastport WWTP	PAA&LI	RI	1.256	0.245	318
Charlotte	Charlotte County Utilities/Eastport WWTP	TF	NA	0	0	Not reported.
Charlotte	Charlotte County Utilities/Eastport WWTP	WL	NA	0	0	0
Charlotte	City of Punta Gorda WWTP	AI	EC	0	0	0
Charlotte	City of Punta Gorda WWTP	AI	OC	0	0	0
Charlotte	City of Punta Gorda WWTP	FP	NA	0	0	Not reported.
Charlotte	City of Punta Gorda WWTP	GWR&IPR	AF	0	0	0
Charlotte	City of Punta Gorda WWTP	GWR&IPR	INJ	0	0	0
Charlotte	City of Punta Gorda WWTP	GWR&IPR	RIB	0	0	0
Charlotte	City of Punta Gorda WWTP	GWR&IPR	SWA	0	0	0
Charlotte	City of Punta Gorda WWTP	IND	AOF	0	0	0
Charlotte	City of Punta Gorda WWTP	IND	ATP	0	0	0
Charlotte	City of Punta Gorda WWTP	OTH	OTH	0	0	0
Charlotte	City of Punta Gorda WWTP	PAA&LI	GCI	0	0	0
Charlotte	City of Punta Gorda WWTP	PAA&LI	OPAA	0	0	0
Charlotte	City of Punta Gorda WWTP	PAA&LI	RI	0	0	0
Charlotte	City of Punta Gorda WWTP	TF	NA	0	0	Not reported.
Charlotte	City of Punta Gorda WWTP	WL	NA	0	0	0
Charlotte	Englewood Water District WRF	IND	ATP	0.36	0.301	110
Charlotte	Englewood Water District WRF	PAA&LI	GCI	1.33	0.502	286
Charlotte	Englewood Water District WRF	PAA&LI	OPAA	0.27	0.082	46

County	Reuse System Name	Reuse Type	Reuse Subtype	Capacity (mgd)	Flow (mgd)	Area (acres)
Charlotte	Englewood Water District WRF	PAA&LI	RI	1.53	0.583	2960
Charlotte	Riverwoods Utilities WWTP	AI	EC	0	0	0
Charlotte	Riverwoods Utilities WWTP	AI	OC	0	0	0
Charlotte	Riverwoods Utilities WWTP	FP	NA	0	0	Not reported.
Charlotte	Riverwoods Utilities WWTP	GWR&IPR	AF	0	0	0
Charlotte	Riverwoods Utilities WWTP	GWR&IPR	INJ	0	0	0
Charlotte	Riverwoods Utilities WWTP	GWR&IPR	RIB	0.499	0	0
Charlotte	Riverwoods Utilities WWTP	GWR&IPR	SWA	0	0	0
Charlotte	Riverwoods Utilities WWTP	IND	AOF	0	0	0
Charlotte	Riverwoods Utilities WWTP	IND	ATP	0	0	0
Charlotte	Riverwoods Utilities WWTP	PAA&LI	GCI	0	0	106.1
Charlotte	Riverwoods Utilities WWTP	PAA&LI	OPAA	0	0	11.4
Charlotte	Riverwoods Utilities WWTP	PAA&LI	RI	0.5	0.626	313
Charlotte	Riverwoods Utilities WWTP	TF	NA	0	0	Not reported.
Charlotte	Riverwoods Utilities WWTP	WL	NA	0	0	0
Charlotte	Town and Country Utility Water Reclamation Facility	AI	EC	0	0	0
Charlotte	Town and Country Utility Water Reclamation Facility	AI	OC	0	0	0
Charlotte	Town and Country Utility Water Reclamation Facility	FP	NA	0	0	Not reported.
Charlotte	Town and Country Utility Water Reclamation Facility	GWR&IPR	AF	0	0	0
Charlotte	Town and Country Utility Water Reclamation Facility	GWR&IPR	INJ	0	0	0
Charlotte	Town and Country Utility Water Reclamation Facility	GWR&IPR	RIB	0	0	0
Charlotte	Town and Country Utility Water Reclamation Facility	GWR&IPR	SWA	0	0	0
Charlotte	Town and Country Utility Water Reclamation Facility	IND	AOF	0	0	0



County	Reuse System Name	Reuse Type	Reuse Subtype	Capacity (mgd)	Flow (mgd)	Area (acres)
Charlotte	Town and Country Utility Water Reclamation Facility	IND	ATP	0	0	0
Charlotte	Town and Country Utility Water Reclamation Facility	OTH	OTH	0	0.085	0
Charlotte	Town and Country Utility Water Reclamation Facility	PAA&LI	GCI	0.405	0.369	106
Charlotte	Town and Country Utility Water Reclamation Facility	PAA&LI	OPAA	0.764	1.01	244.12
Charlotte	Town and Country Utility Water Reclamation Facility	PAA&LI	RI	2.73	0.876	1,076.68
Charlotte	Town and Country Utility Water Reclamation Facility	TF	NA	0	0	Not reported.
Charlotte	Town and Country Utility Water Reclamation Facility	WL	NA	0	0	0
Citrus	Beverly Hills WWTF	GWR&IPR	RIB	1	0.525	5.14
Citrus	Brentwood Regional WWTF	GWR&IPR	RIB	0.5	0.437	7.8
Citrus	City of Crystal River WWTF	AI	EC	0	0	0
Citrus	City of Crystal River WWTF	AI	OC	1.5	0.388	108
Citrus	City of Crystal River WWTF	FP	NA	0	0	Not reported.
Citrus	City of Crystal River WWTF	GWR&IPR	AF	0	0	0
Citrus	City of Crystal River WWTF	GWR&IPR	INJ	0	0	0
Citrus	City of Crystal River WWTF	GWR&IPR	RIB	0	0	0
Citrus	City of Crystal River WWTF	GWR&IPR	SWA	0	0	0
Citrus	City of Crystal River WWTF	IND	AOF	2.15	0.545	1.5
Citrus	City of Crystal River WWTF	IND	ATP	0	0	0
Citrus	City of Crystal River WWTF	OTH	OTH	0	0	1.5
Citrus	City of Crystal River WWTF	PAA&LI	GCI	0	0	0
Citrus	City of Crystal River WWTF	PAA&LI	OPAA	0	0	0
Citrus	City of Crystal River WWTF	PAA&LI	RI	0	0	0
Citrus	City of Crystal River WWTF	TF	NA	0	0	Not reported.

County	Reuse System Name	Reuse Type	Reuse Subtype	Capacity (mgd)	Flow (mgd)	Area (acres)
Citrus	City of Crystal River WWTF	WL	NA	0	0	0
Citrus	City of Inverness WWTF	AI	EC	0	0	0
Citrus	City of Inverness WWTF	AI	OC	1.5	0.256	0
Citrus	City of Inverness WWTF	FP	NA	0	0	Not reported.
Citrus	City of Inverness WWTF	GWR&IPR	AF	0	0	0
Citrus	City of Inverness WWTF	GWR&IPR	INJ	0	0	0
Citrus	City of Inverness WWTF	GWR&IPR	RIB	0	0	0
Citrus	City of Inverness WWTF	GWR&IPR	SWA	0	0	0
Citrus	City of Inverness WWTF	IND	AOF	0	0	0
Citrus	City of Inverness WWTF	IND	ATP	0	0	0
Citrus	City of Inverness WWTF	OTH	OTH	0	0	0
Citrus	City of Inverness WWTF	PAA&LI	GCI	0.9	0.206	89
Citrus	City of Inverness WWTF	PAA&LI	OPAA	0	0	0
Citrus	City of Inverness WWTF	PAA&LI	RI	0	0	0
Citrus	City of Inverness WWTF	TF	NA	0	0	Not reported.
Citrus	City of Inverness WWTF	WL	NA	0	0	0
Citrus	Meadowcrest WWTF	GWR&IPR	RIB	2	0.389	14.35
Citrus	Meadowcrest WWTF	PAA&LI	GCI	2	0.462	320
Citrus	Point O. Woods	GWR&IPR	RIB	0.036	0.009	0.42
Citrus	Point O. Woods	PAA&LI	GCI	0.036	0.016	17.6
Citrus	Southwest Regional Water R.F. FKA Sugarmill Woods WWTF	GWR&IPR	RIB	1.5	0.783	11
Clay	Green Cove Springs/Harbor Road WWTF	AI	EC	0	0	0
Clay	Green Cove Springs/Harbor Road WWTF	AI	OC	0	0	0

County	Reuse System Name	Reuse Type	Reuse Subtype	Capacity (mgd)	Flow (mgd)	Area (acres)
Clay	Green Cove Springs/Harbor Road WWTF	FP	NA	0	0	Not reported.
Clay	Green Cove Springs/Harbor Road WWTF	GWR&IPR	AF	0	0	0
Clay	Green Cove Springs/Harbor Road WWTF	GWR&IPR	INJ	0	0	0
Clay	Green Cove Springs/Harbor Road WWTF	GWR&IPR	RIB	0	0	0
Clay	Green Cove Springs/Harbor Road WWTF	GWR&IPR	SWA	0	0	0
Clay	Green Cove Springs/Harbor Road WWTF	IND	AOF	0	0	0
Clay	Green Cove Springs/Harbor Road WWTF	IND	ATP	0	0	0
Clay	Green Cove Springs/Harbor Road WWTF	PAA&LI	GCI	0.75	0.303	180
Clay	Green Cove Springs/Harbor Road WWTF	PAA&LI	OPAA	0	0	0
Clay	Green Cove Springs/Harbor Road WWTF	PAA&LI	RI	0	0	0
Clay	Green Cove Springs/Harbor Road WWTF	TF	NA	0	0	Not reported.
Clay	Green Cove Springs/Harbor Road WWTF	WL	NA	0	0	0
Clay	Peter's Creek (FKA Green Cove West) WWTF	AI	EC	0	0	0
Clay	Peter's Creek (FKA Green Cove West) WWTF	AI	OC	0	0	0
Clay	Peter's Creek (FKA Green Cove West) WWTF	FP	NA	0	0	Not reported.
Clay	Peter's Creek (FKA Green Cove West) WWTF	GWR&IPR	AF	0	0	0
Clay	Peter's Creek (FKA Green Cove West) WWTF	GWR&IPR	INJ	0	0	0
Clay	Peter's Creek (FKA Green Cove West) WWTF	GWR&IPR	RIB	0.3	0.237	4.08
Clay	Peter's Creek (FKA Green Cove West) WWTF	GWR&IPR	SWA	0	0	0
Clay	Peter's Creek (FKA Green Cove West) WWTF	IND	AOF	0	0	0
Clay	Peter's Creek (FKA Green Cove West) WWTF	IND	ATP	0	0	0
Clay	Peter's Creek (FKA Green Cove West) WWTF	OTH	OTH	0	0	0
Clay	Peter's Creek (FKA Green Cove West) WWTF	PAA&LI	GCI	0	0	0

County	Reuse System Name	Reuse Type	Reuse Subtype	Capacity (mgd)	Flow (mgd)	Area (acres)
Clay	Peter's Creek (FKA Green Cove West) WWTF	PAA&LI	OPAA	0	0	0
Clay	Peter's Creek (FKA Green Cove West) WWTF	PAA&LI	RI	0	0	0
Clay	Peter's Creek (FKA Green Cove West) WWTF	TF	NA	0	0	Not reported.
Clay	Peter's Creek (FKA Green Cove West) WWTF	WL	NA	0	0	0
Clay	Spencer's Crossing WWTF	AI	EC	0	0	0
Clay	Spencer's Crossing WWTF	AI	OC	0	0	0
Clay	Spencer's Crossing WWTF	FP	NA	0	0	Not reported.
Clay	Spencer's Crossing WWTF	GWR&IPR	AF	0	0	0
Clay	Spencer's Crossing WWTF	GWR&IPR	INJ	0	0	0
Clay	Spencer's Crossing WWTF	GWR&IPR	RIB	2.08	1.004	30.88
Clay	Spencer's Crossing WWTF	GWR&IPR	SWA	0	0	0
Clay	Spencer's Crossing WWTF	IND	AOF	0	0	0
Clay	Spencer's Crossing WWTF	IND	ATP	1	0.581	0
Clay	Spencer's Crossing WWTF	OTH	OTH	0	0.081	0
Clay	Spencer's Crossing WWTF	PAA&LI	GCI	2.522	1.151	507
Clay	Spencer's Crossing WWTF	PAA&LI	OPAA	7.375	2.456	650
Clay	Spencer's Crossing WWTF	PAA&LI	RI	10.624	3.304	18,439
Clay	Spencer's Crossing WWTF	TF	NA	0	0	Not reported.
Clay	Spencer's Crossing WWTF	WL	NA	0	0	0
Collier	Ave Maria WWTP	PAA&LI	GCI	0.36	0	151
Collier	Ave Maria WWTP	PAA&LI	OPAA	1.69	0.748	178
Collier	Ave Maria WWTP	PAA&LI	RI	3.76	2.02	550
Collier	City of Naples Water Reclamation Facility	AI	EC	Not reported.	0	Not reported.

County	Reuse System Name	Reuse Type	Reuse Subtype	Capacity (mgd)	Flow (mgd)	Area (acres)
Collier	City of Naples Water Reclamation Facility	AI	OC	Not reported.	0	Not reported.
Collier	City of Naples Water Reclamation Facility	FP	NA	Not reported.	0	Not reported.
Collier	City of Naples Water Reclamation Facility	GWR&IPR	AF	Not reported.	0	Not reported.
Collier	City of Naples Water Reclamation Facility	GWR&IPR	INJ	Not reported.	0	Not reported.
Collier	City of Naples Water Reclamation Facility	GWR&IPR	RIB	Not reported.	0	Not reported.
Collier	City of Naples Water Reclamation Facility	GWR&IPR	SWA	Not reported.	0	Not reported.
Collier	City of Naples Water Reclamation Facility	IND	AOF	Not reported.	0	Not reported.
Collier	City of Naples Water Reclamation Facility	IND	ATP	Not reported.	0	Not reported.
Collier	City of Naples Water Reclamation Facility	OTH	OTH	Not reported.	0	Not reported.
Collier	City of Naples Water Reclamation Facility	PAA&LI	GCI	1.5	1.048	1,119
Collier	City of Naples Water Reclamation Facility	PAA&LI	OPAA	0.5	0.358	157.5
Collier	City of Naples Water Reclamation Facility	PAA&LI	RI	6	4.529	618.35
Collier	City of Naples Water Reclamation Facility	TF	NA	Not reported.	0	Not reported.
Collier	City of Naples Water Reclamation Facility	WL	NA	Not reported.	0	Not reported.
Collier	Collier County South County WRF	PAA&LI	GCI	10.75	5.869	2,771.5
Collier	Collier County South County WRF	PAA&LI	OPAA	2.266	0.683	584.2
Collier	Collier County South County WRF	PAA&LI	RI	10.39	7.099	2,657.96
Collier	Everglades City WWTF	AI	EC	0	0	0
Collier	Everglades City WWTF	AI	OC	0	0	0
Collier	Everglades City WWTF	FP	NA	0	0	Not reported.
Collier	Everglades City WWTF	GWR&IPR	AF	0	0	0
Collier	Everglades City WWTF	GWR&IPR	INJ	0	0	0
Collier	Everglades City WWTF	GWR&IPR	RIB	0.115	0.089	0.01

County	Reuse System Name	Reuse Type	Reuse Subtype	Capacity (mgd)	Flow (mgd)	Area (acres)
Collier	Everglades City WWTF	GWR&IPR	SWA	0	0	0
Collier	Everglades City WWTF	IND	AOF	0	0	0
Collier	Everglades City WWTF	IND	ATP	0	0	0
Collier	Everglades City WWTF	OTH	OTH	0	0	0
Collier	Everglades City WWTF	PAA&LI	GCI	0.152	0	10
Collier	Everglades City WWTF	PAA&LI	OPAA	0	0	0
Collier	Everglades City WWTF	PAA&LI	RI	0	0	0
Collier	Everglades City WWTF	TF	NA	0	0	Not reported.
Collier	Everglades City WWTF	WL	NA	0	0	0
Collier	Golden Gate WWTP	GWR&IPR	RIB	1.25	0.049	7
Collier	Immokalee WWTP	AI	OC	1.84	0	364
Collier	Marco Island Utilities WWTP	PAA&LI	GCI	0.973	0.441	314
Collier	Marco Island Utilities WWTP	PAA&LI	OPAA	1.58	1.325	550
Collier	NE Utilities WWTP	GWR&IPR	RIB	1.1	0.332	5.79
Collier	Port of The Islands WRF	PAA&LI	OPAA	0.306	0.266	113
Desoto	Desoto County Regional WWTF	AI	EC	0	0	0
Desoto	Desoto County Regional WWTF	AI	OC	0.95	0.511	600
Desoto	Desoto County Regional WWTF	FP	NA	0	0	Not reported.
Desoto	Desoto County Regional WWTF	GWR&IPR	AF	0	0	0
Desoto	Desoto County Regional WWTF	GWR&IPR	INJ	0	0	0
Desoto	Desoto County Regional WWTF	GWR&IPR	RIB	0	0	0
Desoto	Desoto County Regional WWTF	GWR&IPR	SWA	0	0	0
Desoto	Desoto County Regional WWTF	IND	AOF	0	0	0

County	Reuse System Name	Reuse Type	Reuse Subtype	Capacity (mgd)	Flow (mgd)	Area (acres)
Desoto	Desoto County Regional WWTF	IND	ATP	0	0	0
Desoto	Desoto County Regional WWTF	OTH	OTH	0	0	0
Desoto	Desoto County Regional WWTF	PAA&LI	GCI	0	0	0
Desoto	Desoto County Regional WWTF	PAA&LI	OPAA	0	0	0
Desoto	Desoto County Regional WWTF	PAA&LI	RI	0	0	0
Desoto	Desoto County Regional WWTF	TF	NA	0	0	Not reported.
Desoto	Desoto County Regional WWTF	WL	NA	0	0	0
Dixie	Cross City WWTF	AI	OC	64	0.474	76.9
Duval	Arlington East WWTF	IND	ATP	10	3.143	10
Duval	Arlington East WWTF	PAA&LI	GCI	18.237	0.536	100
Duval	Arlington East WWTF	PAA&LI	OPAA	18.237	0.536	1,000
Duval	Arlington East WWTF	PAA&LI	RI	18.237	15.52	1,000
Duval	Buckman WWTF	IND	ATP	5	2.856	3
Duval	District II WWTF	IND	AOF	5	0.616	10
Duval	District II WWTF	IND	ATP	5	0.388	2
Duval	Jacksonville Beach WWTF	IND	ATP	4.5	0.233	Not reported.
Duval	Jacksonville Beach WWTF	PAA&LI	GCI	0.75	0.89	138.38
Duval	Normandy Village Utility Company WWTF	GWR&IPR	RIB	0.4	0.237	7.26
Duval	Southwest District WWTF	IND	ATP	8	0.379	1
Duval	USN NAS Jacksonville WWTF	AI	OC	1	0	43
Duval	USN NAS Jacksonville WWTF	PAA&LI	GCI	1	0.262	234
Escambia	ECUA/Bayou Marcus Water Reclamation Facility	IND	ATP	Not reported.	0.001	Not reported.
Escambia	ECUA/Bayou Marcus Water Reclamation Facility	WL	NA	10.25	5.816	992

County	Reuse System Name	Reuse Type	Reuse Subtype	Capacity (mgd)	Flow (mgd)	Area (acres)
Escambia	ECUA/Central Water Reclamation Facility	AI	OC	2.55	1.246	119
Escambia	ECUA/Central Water Reclamation Facility	IND	AOF	28	9.992	Not reported.
Escambia	ECUA/Central Water Reclamation Facility	IND	ATP	1.6	0.806	Not reported.
Escambia	ECUA/Central Water Reclamation Facility	WL	NA	5	2.13	1,406
Escambia	ECUA/Pensacola Beach WRF	IND	ATP	1	0.035	1.95
Escambia	ECUA/Pensacola Beach WRF	PAA&LI	OPAA	1.27	0.044	4
Flagler	City of Bunnell WWTF	AI	EC	0	0	0
Flagler	City of Bunnell WWTF	AI	OC	0	0	0
Flagler	City of Bunnell WWTF	FP	NA	0	0	Not reported.
Flagler	City of Bunnell WWTF	GWR&IPR	AF	0	0	0
Flagler	City of Bunnell WWTF	GWR&IPR	INJ	0	0	0
Flagler	City of Bunnell WWTF	GWR&IPR	RIB	0	0	0
Flagler	City of Bunnell WWTF	GWR&IPR	SWA	0	0	0
Flagler	City of Bunnell WWTF	IND	AOF	0	0	0
Flagler	City of Bunnell WWTF	IND	ATP	0	0	0
Flagler	City of Bunnell WWTF	OTH	OTH	0.1	0.11	50
Flagler	City of Bunnell WWTF	PAA&LI	GCI	0.5	0.213	609
Flagler	City of Bunnell WWTF	PAA&LI	OPAA	0	0	0
Flagler	City of Bunnell WWTF	PAA&LI	RI	0	0	0
Flagler	City of Bunnell WWTF	TF	NA	0	0	Not reported.
Flagler	City of Bunnell WWTF	WL	NA	0	0	0
Flagler	Dunes Community Development District WWTF	PAA&LI	GCI	1.707	0.614	220
Flagler	Dunes Community Development District WWTF	PAA&LI	RI	6.04	1.518	779



County	Reuse System Name	Reuse Type	Reuse Subtype	Capacity (mgd)	Flow (mgd)	Area (acres)
Flagler	Flagler-By-The-Sea WWTF	GWR&IPR	RIB	0.01	0.003	0.13
Flagler	Marine Park of Flagler WWTF	OTH	OTH	0.025	0.014	0
Flagler	Maritime Estates I WWTF	GWR&IPR	RIB	0.012	0.0028	0.14
Flagler	Maritime Estates II	GWR&IPR	AF	0.0134	0.0029	0.04
Flagler	Palm Coast WWTF #2	PAA&LI	GCI	0.34	0.249	110.7
Flagler	Palm Coast WWTF #2	PAA&LI	OPAA	0.15	0.191	56.7
Flagler	Palm Coast WWTF #2	PAA&LI	RI	1.51	0.39	242.5
Flagler	Palm Coast WWTF	GWR&IPR	AF	0.6	0.563	60
Flagler	Palm Coast WWTF	GWR&IPR	RIB	2.3	0.821	37.5
Flagler	Palm Coast WWTF	PAA&LI	GCI	1.776	1.538	448
Flagler	Palm Coast WWTF	PAA&LI	OPAA	2.144	1.725	668
Flagler	Palm Coast WWTF	PAA&LI	RI	6.644	2.05	2,043
Flagler	Plantation Bay WWTF	AI	EC	0	0	0
Flagler	Plantation Bay WWTF	AI	OC	0	0	0
Flagler	Plantation Bay WWTF	FP	NA	0	0	Not reported.
Flagler	Plantation Bay WWTF	GWR&IPR	AF	0	0	0
Flagler	Plantation Bay WWTF	GWR&IPR	INJ	0	0	0
Flagler	Plantation Bay WWTF	GWR&IPR	RIB	1.7	0.25	1.7
Flagler	Plantation Bay WWTF	GWR&IPR	SWA	0	0	0
Flagler	Plantation Bay WWTF	IND	AOF	0	0	0
Flagler	Plantation Bay WWTF	IND	ATP	0	0	0
Flagler	Plantation Bay WWTF	OTH	OTH	0	0	0
Flagler	Plantation Bay WWTF	PAA&LI	GCI	0.475	0.003	75

County	Reuse System Name	Reuse Type	Reuse Subtype	Capacity (mgd)	Flow (mgd)	Area (acres)
Flagler	Plantation Bay WWTF	PAA&LI	OPAA	0	0	0
Flagler	Plantation Bay WWTF	PAA&LI	RI	0	0	0
Flagler	Plantation Bay WWTF	TF	NA	0	0	Not reported.
Flagler	Plantation Bay WWTF	WL	NA	0	0	0
Franklin	Eastpoint Wastewater Treatment Plant	AI	OC	0.3	0.118	38.42
Gadsden	Gadsden East WWTF	AI	EC	0	0	0
Gadsden	Gadsden East WWTF	AI	OC	0	0	0
Gadsden	Gadsden East WWTF	FP	NA	0	0	Not reported.
Gadsden	Gadsden East WWTF	GWR&IPR	AF	0	0	0
Gadsden	Gadsden East WWTF	GWR&IPR	INJ	0	0	0
Gadsden	Gadsden East WWTF	GWR&IPR	RIB	0.25	0.169	3.97
Gadsden	Gadsden East WWTF	GWR&IPR	SWA	0	0	0
Gadsden	Gadsden East WWTF	IND	AOF	0	0	0
Gadsden	Gadsden East WWTF	IND	ATP	0	0	0
Gadsden	Gadsden East WWTF	OTH	OTH	0	0	0
Gadsden	Gadsden East WWTF	PAA&LI	GCI	0	0	0
Gadsden	Gadsden East WWTF	PAA&LI	OPAA	0	0	0
Gadsden	Gadsden East WWTF	PAA&LI	RI	0	0	0
Gadsden	Gadsden East WWTF	TF	NA	0	0	Not reported.
Gadsden	Gadsden East WWTF	WL	NA	0	0	0
Gadsden	City of Gretna WWTP	AI	OC	0.4	0.233	3.21
Gadsden	City of Gretna WWTP	GWR&IPR	RIB	0.4	0	40
Gadsden	Havana Middle School WWTP	AI	EC	0	0	0

County	Reuse System Name	Reuse Type	Reuse Subtype	Capacity (mgd)	Flow (mgd)	Area (acres)
Gadsden	Havana Middle School WWTP	AI	OC	0	0	0
Gadsden	Havana Middle School WWTP	FP	NA	0	0	Not reported.
Gadsden	Havana Middle School WWTP	GWR&IPR	AF	0	0	0
Gadsden	Havana Middle School WWTP	GWR&IPR	INJ	0	0	0
Gadsden	Havana Middle School WWTP	GWR&IPR	RIB	0.015	0.006	0.67
Gadsden	Havana Middle School WWTP	GWR&IPR	SWA	0	0	0
Gadsden	Havana Middle School WWTP	IND	AOF	0	0	0
Gadsden	Havana Middle School WWTP	IND	ATP	0	0	0
Gadsden	Havana Middle School WWTP	OTH	OTH	0	0	0
Gadsden	Havana Middle School WWTP	PAA&LI	GCI	0	0	0
Gadsden	Havana Middle School WWTP	PAA&LI	OPAA	0	0	0
Gadsden	Havana Middle School WWTP	PAA&LI	RI	0	0	0
Gadsden	Havana Middle School WWTP	TF	NA	0	0	Not reported.
Gadsden	Havana Middle School WWTP	WL	NA	0	0	0
Gadsden	Havana WWTF	AI	EC	0	0	Not reported.
Gadsden	Havana WWTF	AI	OC	0.4	0.169	174
Gadsden	Havana WWTF	FP	NA	0	0	Not reported.
Gadsden	Havana WWTF	GWR&IPR	AF	0	0	Not reported.
Gadsden	Havana WWTF	GWR&IPR	INJ	0	0	Not reported.
Gadsden	Havana WWTF	GWR&IPR	RIB	0	0	Not reported.
Gadsden	Havana WWTF	GWR&IPR	SWA	0	0	Not reported.
Gadsden	Havana WWTF	IND	AOF	0	0	Not reported.
Gadsden	Havana WWTF	IND	ATP	0.015	0.0144	Not reported.

County	Reuse System Name	Reuse Type	Reuse Subtype	Capacity (mgd)	Flow (mgd)	Area (acres)
Gadsden	Havana WWTF	PAA&LI	GCI	0	0	Not reported.
Gadsden	Havana WWTF	PAA&LI	OPAA	0	0	Not reported.
Gadsden	Havana WWTF	PAA&LI	RI	0	0	Not reported.
Gadsden	Havana WWTF	TF	NA	0	0	Not reported.
Gadsden	Havana WWTF	WL	NA	0	0	Not reported.
Gadsden	Quincy WWTP	AI	EC	0	0	Not reported.
Gadsden	Quincy WWTP	AI	OC	0	0	Not reported.
Gadsden	Quincy WWTP	FP	NA	0	0	Not reported.
Gadsden	Quincy WWTP	GWR&IPR	AF	0	0	Not reported.
Gadsden	Quincy WWTP	GWR&IPR	INJ	0	0	Not reported.
Gadsden	Quincy WWTP	GWR&IPR	RIB	0	0	Not reported.
Gadsden	Quincy WWTP	GWR&IPR	SWA	0	0	Not reported.
Gadsden	Quincy WWTP	IND	AOF	0	0	Not reported.
Gadsden	Quincy WWTP	IND	ATP	0.2	0	0
Gadsden	Quincy WWTP	PAA&LI	GCI	0	0	Not reported.
Gadsden	Quincy WWTP	PAA&LI	OPAA	0	0	Not reported.
Gadsden	Quincy WWTP	PAA&LI	RI	0	0	Not reported.
Gadsden	Quincy WWTP	TF	NA	0	0	Not reported.
Gadsden	Quincy WWTP	WL	NA	0	0	Not reported.
Gilchrist	Lancaster Correctional Institution WWTF	AI	OC	0.25	0.108	33.8
Glades	Glades County Correctional WWTP	AI	EC	0	0	0
Glades	Glades County Correctional WWTP	AI	OC	0.405	0	14.45
Glades	Glades County Correctional WWTP	FP	NA	0	0	Not reported.

County	Reuse System Name	Reuse Type	Reuse Subtype	Capacity (mgd)	Flow (mgd)	Area (acres)
Glades	Glades County Correctional WWTP	GWR&IPR	AF	0	0	0
Glades	Glades County Correctional WWTP	GWR&IPR	INJ	0	0	0
Glades	Glades County Correctional WWTP	GWR&IPR	RIB	0	0	0
Glades	Glades County Correctional WWTP	GWR&IPR	SWA	0	0	0
Glades	Glades County Correctional WWTP	IND	AOF	0	0	0
Glades	Glades County Correctional WWTP	IND	ATP	0	0	0
Glades	Glades County Correctional WWTP	OTH	OTH	0	0	0
Glades	Glades County Correctional WWTP	PAA&LI	GCI	0	0	0
Glades	Glades County Correctional WWTP	PAA&LI	OPAA	0	0	0
Glades	Glades County Correctional WWTP	PAA&LI	RI	0	0	0
Glades	Glades County Correctional WWTP	TF	NA	0	0	Not reported.
Glades	Glades County Correctional WWTP	WL	NA	0.405	0.169	52.25
Gulf	Gulf Correctional Institution WWTP	AI	OC	0.35	0.189	25
Hamilton	White Springs WWTF	AI	EC	0	Not reported.	Not reported.
Hamilton	White Springs WWTF	AI	OC	0	Not reported.	Not reported.
Hamilton	White Springs WWTF	FP	NA	0	0	Not reported.
Hamilton	White Springs WWTF	GWR&IPR	AF	0	0	0
Hamilton	White Springs WWTF	GWR&IPR	INJ	0	0	0
Hamilton	White Springs WWTF	GWR&IPR	RIB	0	Not reported.	Not reported.
Hamilton	White Springs WWTF	GWR&IPR	SWA	0	0	0
Hamilton	White Springs WWTF	IND	AOF	0	0	0
Hamilton	White Springs WWTF	IND	ATP	0	0	0
Hamilton	White Springs WWTF	OTH	OTH	0	0	0

County	Reuse System Name	Reuse Type	Reuse Subtype	Capacity (mgd)	Flow (mgd)	Area (acres)
Hamilton	White Springs WWTF	PAA&LI	GCI	0	Not reported.	Not reported.
Hamilton	White Springs WWTF	PAA&LI	OPAA	0	Not reported.	Not reported.
Hamilton	White Springs WWTF	PAA&LI	RI	0	Not reported.	Not reported.
Hamilton	White Springs WWTF	TF	NA	0	0	Not reported.
Hamilton	White Springs WWTF	WL	NA	0	0	0
Hardee	City of Bowling Green WWTF	AI	EC	0	0	0
Hardee	City of Bowling Green WWTF	AI	OC	0	0	0
Hardee	City of Bowling Green WWTF	FP	NA	0	0	Not reported.
Hardee	City of Bowling Green WWTF	GWR&IPR	AF	0	0	0
Hardee	City of Bowling Green WWTF	GWR&IPR	INJ	0	0	0
Hardee	City of Bowling Green WWTF	GWR&IPR	RIB	0	0	0
Hardee	City of Bowling Green WWTF	GWR&IPR	SWA	0	0	0
Hardee	City of Bowling Green WWTF	IND	AOF	0.32	0.204	0
Hardee	City of Bowling Green WWTF	IND	ATP	0	0	0
Hardee	City of Bowling Green WWTF	OTH	OTH	0	0	Not reported.
Hardee	City of Bowling Green WWTF	PAA&LI	GCI	0	0	0
Hardee	City of Bowling Green WWTF	PAA&LI	OPAA	0	0	0
Hardee	City of Bowling Green WWTF	PAA&LI	RI	0	0	0
Hardee	City of Bowling Green WWTF	TF	NA	0	0	Not reported.
Hardee	City of Bowling Green WWTF	WL	NA	0	0	Not reported.
Hardee	City of Wauchula WWTP	IND	ATP	1.2	Not reported.	Not reported.
Hardee	City of Wauchula WWTP	OTH	OTH	Not reported.	0.698	Not reported.
Hardee	Hardee Correctional Institution	AI	EC	0	0	0

County	Reuse System Name	Reuse Type	Reuse Subtype	Capacity (mgd)	Flow (mgd)	Area (acres)
Hardee	Hardee Correctional Institution	AI	OC	0.212	0.232	109
Hardee	Hardee Correctional Institution	FP	NA	0	0	Not reported.
Hardee	Hardee Correctional Institution	GWR&IPR	AF	0	0	0
Hardee	Hardee Correctional Institution	GWR&IPR	INJ	0	0	0
Hardee	Hardee Correctional Institution	GWR&IPR	RIB	0	0	0
Hardee	Hardee Correctional Institution	GWR&IPR	SWA	0	0	0
Hardee	Hardee Correctional Institution	IND	AOF	0	0	0
Hardee	Hardee Correctional Institution	IND	ATP	0	0	0
Hardee	Hardee Correctional Institution	OTH	OTH	0	0	0
Hardee	Hardee Correctional Institution	PAA&LI	GCI	0	0	0
Hardee	Hardee Correctional Institution	PAA&LI	OPAA	0	0	0
Hardee	Hardee Correctional Institution	PAA&LI	RI	0	0	0
Hardee	Hardee Correctional Institution	TF	NA	0	0	Not reported.
Hardee	Hardee Correctional Institution	WL	NA	0	0	0
Hardee	Wauchula Hills WWTP	IND	AOF	0	0	0
Hardee	Wauchula Hills WWTP	IND	ATP	0.36	0.147	0
Hardee	City of Zolfo Springs WWTF	AI	OC	0.29	0.105	148
Hendry	City of Clewiston WWTP	AI	OC	1.5	1	192.9
Hendry	City of Labelle WWTP #1	GWR&IPR	RIB	0.75	0.536	0.99
Hendry	Port Labelle WWTP	GWR&IPR	AF	0.499	0.233	5
Hernando	Glen Water Reclamation Facility	AI	EC	0	0	0
Hernando	Glen Water Reclamation Facility	AI	OC	0	0	0
Hernando	Glen Water Reclamation Facility	FP	NA	0	0	Not reported.

County	Reuse System Name	Reuse Type	Reuse Subtype	Capacity (mgd)	Flow (mgd)	Area (acres)
Hernando	Glen Water Reclamation Facility	GWR&IPR	AF	0	0	0
Hernando	Glen Water Reclamation Facility	GWR&IPR	INJ	0	0	0
Hernando	Glen Water Reclamation Facility	GWR&IPR	RIB	3	0.165	23.22
Hernando	Glen Water Reclamation Facility	GWR&IPR	SWA	0	0	0
Hernando	Glen Water Reclamation Facility	IND	AOF	0	0	0
Hernando	Glen Water Reclamation Facility	IND	ATP	0	0	0
Hernando	Glen Water Reclamation Facility	OTH	OTH	0	0	0
Hernando	Glen Water Reclamation Facility	PAA&LI	GCI	2.797	1.734	376.85
Hernando	Glen Water Reclamation Facility	PAA&LI	OPAA	0	0	0
Hernando	Glen Water Reclamation Facility	PAA&LI	RI	0	0	0
Hernando	Glen Water Reclamation Facility	TF	NA	0	0	Not reported.
Hernando	Glen Water Reclamation Facility	WL	NA	0	0	0
Hernando	Hernando County Airport WRF	AI	EC	0	0	0
Hernando	Hernando County Airport WRF	AI	OC	0	0	0
Hernando	Hernando County Airport WRF	FP	NA	0	0	Not reported.
Hernando	Hernando County Airport WRF	GWR&IPR	AF	0	0	0
Hernando	Hernando County Airport WRF	GWR&IPR	INJ	0	0	0
Hernando	Hernando County Airport WRF	GWR&IPR	RIB	6	2.766	75
Hernando	Hernando County Airport WRF	GWR&IPR	SWA	0	0	0
Hernando	Hernando County Airport WRF	IND	AOF	0	0	0
Hernando	Hernando County Airport WRF	IND	ATP	0	0	0
Hernando	Hernando County Airport WRF	PAA&LI	GCI	0	0	0
Hernando	Hernando County Airport WRF	PAA&LI	OPAA	0	0	0



County	Reuse System Name	Reuse Type	Reuse Subtype	Capacity (mgd)	Flow (mgd)	Area (acres)
Hernando	Hernando County Airport WRF	PAA&LI	RI	0	0	0
Hernando	Hernando County Airport WRF	TF	NA	0	0	Not reported.
Hernando	Hernando County Airport WRF	WL	NA	0	0	0
Hernando	Ridge Manor Subregional WWTF	AI	EC	0	0	0
Hernando	Ridge Manor Subregional WWTF	AI	OC	0	0	0
Hernando	Ridge Manor Subregional WWTF	FP	NA	0	0	Not reported.
Hernando	Ridge Manor Subregional WWTF	GWR&IPR	AF	0	0	0
Hernando	Ridge Manor Subregional WWTF	GWR&IPR	INJ	0	0	0
Hernando	Ridge Manor Subregional WWTF	GWR&IPR	RIB	0.75	0.282	25
Hernando	Ridge Manor Subregional WWTF	GWR&IPR	SWA	0	0	0
Hernando	Ridge Manor Subregional WWTF	IND	AOF	0	0	0
Hernando	Ridge Manor Subregional WWTF	IND	ATP	0	0	0
Hernando	Ridge Manor Subregional WWTF	OTH	OTH	0	0	0
Hernando	Ridge Manor Subregional WWTF	PAA&LI	GCI	0	0	0
Hernando	Ridge Manor Subregional WWTF	PAA&LI	OPAA	0	0	0
Hernando	Ridge Manor Subregional WWTF	PAA&LI	RI	0	0	0
Hernando	Ridge Manor Subregional WWTF	TF	NA	0	0	Not reported.
Hernando	Ridge Manor Subregional WWTF	WL	NA	0	0	0
Hernando	William S. Smith Water Reclamation Facility	IND	AOF	8	0.812	1,345
Hernando	William S. Smith Water Reclamation Facility	PAA&LI	GCI	0.723	0.638	198
Highlands	City of Avon Park WWTP	GWR&IPR	RIB	1.8	0.891	16.79
Highlands	City of Sebring Cemetery Road WWTP	GWR&IPR	RIB	1.5	1.137	6.63
Highlands	North Main Street WWTP	AI	EC	0	0	0

County	Reuse System Name	Reuse Type	Reuse Subtype	Capacity (mgd)	Flow (mgd)	Area (acres)
Highlands	North Main Street WWTP	AI	OC	0	0	0
Highlands	North Main Street WWTP	FP	NA	0	0	Not reported.
Highlands	North Main Street WWTP	GWR&IPR	AF	0	0	0
Highlands	North Main Street WWTP	GWR&IPR	INJ	0	0	0
Highlands	North Main Street WWTP	GWR&IPR	RIB	0.249	0.106	3.91
Highlands	North Main Street WWTP	GWR&IPR	SWA	0	0	0
Highlands	North Main Street WWTP	IND	AOF	0	0	0
Highlands	North Main Street WWTP	IND	ATP	0	0	0
Highlands	North Main Street WWTP	OTH	OTH	0	0	0
Highlands	North Main Street WWTP	PAA&LI	GCI	0	0	0
Highlands	North Main Street WWTP	PAA&LI	OPAA	0.162	0.007	96
Highlands	North Main Street WWTP	PAA&LI	RI	0	0	0
Highlands	North Main Street WWTP	TF	NA	0	0	Not reported.
Highlands	North Main Street WWTP	WL	NA	0	0	0
Highlands	Sun'N Lake of Sebring Unit 23 WWTP	AI	EC	0	0	0
Highlands	Sun'N Lake of Sebring Unit 23 WWTP	AI	OC	0	0	0
Highlands	Sun'N Lake of Sebring Unit 23 WWTP	FP	NA	0	0	Not reported.
Highlands	Sun'N Lake of Sebring Unit 23 WWTP	GWR&IPR	AF	0	0	0
Highlands	Sun'N Lake of Sebring Unit 23 WWTP	GWR&IPR	INJ	0	0	0
Highlands	Sun'N Lake of Sebring Unit 23 WWTP	GWR&IPR	RIB	0.7	0.379	3.06
Highlands	Sun'N Lake of Sebring Unit 23 WWTP	GWR&IPR	SWA	0	0	0
Highlands	Sun'N Lake of Sebring Unit 23 WWTP	IND	AOF	0	0	0
Highlands	Sun'N Lake of Sebring Unit 23 WWTP	IND	ATP	0	0	0

County	Reuse System Name	Reuse Type	Reuse Subtype	Capacity (mgd)	Flow (mgd)	Area (acres)
Highlands	Sun'N Lake of Sebring Unit 23 WWTP	OTH	OTH	0	0	0
Highlands	Sun'N Lake of Sebring Unit 23 WWTP	PAA&LI	GCI	0	0	0
Highlands	Sun'N Lake of Sebring Unit 23 WWTP	PAA&LI	OPAA	0	0	0
Highlands	Sun'N Lake of Sebring Unit 23 WWTP	PAA&LI	RI	0	0	0
Highlands	Sun'N Lake of Sebring Unit 23 WWTP	TF	NA	0	0	Not reported.
Highlands	Sun'N Lake of Sebring Unit 23 WWTP	WL	NA	0	0	0
Highlands	Sun'N Lake of Sebring Unit 4 WWTP	AI	EC	0	0	0
Highlands	Sun'N Lake of Sebring Unit 4 WWTP	AI	OC	0	0	0
Highlands	Sun'N Lake of Sebring Unit 4 WWTP	FP	NA	0	0	Not reported.
Highlands	Sun'N Lake of Sebring Unit 4 WWTP	GWR&IPR	AF	0	0	0
Highlands	Sun'N Lake of Sebring Unit 4 WWTP	GWR&IPR	INJ	0	0	0
Highlands	Sun'N Lake of Sebring Unit 4 WWTP	GWR&IPR	RIB	0.25	0.0716	5.08
Highlands	Sun'N Lake of Sebring Unit 4 WWTP	GWR&IPR	SWA	0	0	0
Highlands	Sun'N Lake of Sebring Unit 4 WWTP	IND	AOF	0	0	0
Highlands	Sun'N Lake of Sebring Unit 4 WWTP	IND	ATP	0	0	0
Highlands	Sun'N Lake of Sebring Unit 4 WWTP	PAA&LI	GCI	0	0	0
Highlands	Sun'N Lake of Sebring Unit 4 WWTP	PAA&LI	OPAA	0	0	0
Highlands	Sun'N Lake of Sebring Unit 4 WWTP	PAA&LI	RI	0	0	0
Highlands	Sun'N Lake of Sebring Unit 4 WWTP	TF	NA	0	0	Not reported.
Highlands	Sun'N Lake of Sebring Unit 4 WWTP	WL	NA	0	0	0
Highlands	Tomoka Heights WWTP AKA Placid Utilities	AI	EC	0	0	0
Highlands	Tomoka Heights WWTP AKA Placid Utilities	AI	OC	0	0	0
Highlands	Tomoka Heights WWTP AKA Placid Utilities	FP	NA	0	0	Not reported.

County	Reuse System Name	Reuse Type	Reuse Subtype	Capacity (mgd)	Flow (mgd)	Area (acres)
Highlands	Tomoka Heights WWTP AKA Placid Utilities	GWR&IPR	AF	0	0	0
Highlands	Tomoka Heights WWTP AKA Placid Utilities	GWR&IPR	INJ	0	0	0
Highlands	Tomoka Heights WWTP AKA Placid Utilities	GWR&IPR	RIB	0.2	0.067	1.42
Highlands	Tomoka Heights WWTP AKA Placid Utilities	GWR&IPR	SWA	0	0	0
Highlands	Tomoka Heights WWTP AKA Placid Utilities	IND	AOF	0	0	0
Highlands	Tomoka Heights WWTP AKA Placid Utilities	IND	ATP	0	0	0
Highlands	Tomoka Heights WWTP AKA Placid Utilities	OTH	OTH	0	0	0
Highlands	Tomoka Heights WWTP AKA Placid Utilities	PAA&LI	GCI	0	0	0
Highlands	Tomoka Heights WWTP AKA Placid Utilities	PAA&LI	OPAA	0	0	0
Highlands	Tomoka Heights WWTP AKA Placid Utilities	PAA&LI	RI	0	0	0
Highlands	Tomoka Heights WWTP AKA Placid Utilities	TF	NA	0	0	Not reported.
Highlands	Tomoka Heights WWTP AKA Placid Utilities	WL	NA	0	0	0
Highlands	Western Blvd WWTP	GWR&IPR	RIB	0.2	0.082	2.96
Hillsborough	Country Meadows/Golden Lakes WWTP	AI	EC	0	0	0
Hillsborough	Country Meadows/Golden Lakes WWTP	AI	OC	0	0	0
Hillsborough	Country Meadows/Golden Lakes WWTP	FP	NA	0	0	Not reported.
Hillsborough	Country Meadows/Golden Lakes WWTP	GWR&IPR	AF	0	0	0
Hillsborough	Country Meadows/Golden Lakes WWTP	GWR&IPR	INJ	0	0	0
Hillsborough	Country Meadows/Golden Lakes WWTP	GWR&IPR	RIB	0.11	0.079	5.1
Hillsborough	Country Meadows/Golden Lakes WWTP	GWR&IPR	SWA	0	0	0
Hillsborough	Country Meadows/Golden Lakes WWTP	IND	AOF	0	0	0
Hillsborough	Country Meadows/Golden Lakes WWTP	IND	ATP	0	0	0
Hillsborough	Country Meadows/Golden Lakes WWTP	OTH	OTH	0	0.007	1.1

County	Reuse System Name	Reuse Type	Reuse Subtype	Capacity (mgd)	Flow (mgd)	Area (acres)
Hillsborough	Country Meadows/Golden Lakes WWTP	PAA&LI	GCI	0.064	0.026	31.6
Hillsborough	Country Meadows/Golden Lakes WWTP	PAA&LI	OPAA	0	0	0
Hillsborough	Country Meadows/Golden Lakes WWTP	PAA&LI	RI	0	0	0
Hillsborough	Country Meadows/Golden Lakes WWTP	TF	NA	0	0	Not reported.
Hillsborough	Country Meadows/Golden Lakes WWTP	WL	NA	0	0	0
Hillsborough	Falkenburg Road AWTP	AI	EC	0	0	0
Hillsborough	Falkenburg Road AWTP	AI	OC	0	0.17	0
Hillsborough	Falkenburg Road AWTP	FP	NA	0	0	Not reported.
Hillsborough	Falkenburg Road AWTP	GWR&IPR	AF	0	0	0
Hillsborough	Falkenburg Road AWTP	GWR&IPR	INJ	29.5	9.09	0
Hillsborough	Falkenburg Road AWTP	GWR&IPR	RIB	0	0	0
Hillsborough	Falkenburg Road AWTP	GWR&IPR	SWA	0	0	0
Hillsborough	Falkenburg Road AWTP	IND	AOF	25.4	2.19	0
Hillsborough	Falkenburg Road AWTP	IND	ATP	25.4	1.04	0
Hillsborough	Falkenburg Road AWTP	OTH	OTH	0	0.27	0
Hillsborough	Falkenburg Road AWTP	PAA&LI	GCI	25.4	2.32	893
Hillsborough	Falkenburg Road AWTP	PAA&LI	OPAA	25.4	1.48	2,209
Hillsborough	Falkenburg Road AWTP	PAA&LI	RI	25.4	6.74	5,700
Hillsborough	Falkenburg Road AWTP	TF	NA	0	0	Not reported.
Hillsborough	Falkenburg Road AWTP	WL	NA	0	0	0
Hillsborough	H. Curren AWWTP	IND	AOF	6.62	4.02	0
Hillsborough	H. Curren AWWTP	IND	ATP	8.6	6.3	0
Hillsborough	H. Curren AWWTP	PAA&LI	OPAA	0.45	1.1	786

County	Reuse System Name	Reuse Type	Reuse Subtype	Capacity (mgd)	Flow (mgd)	Area (acres)
Hillsborough	H. Curren AWWTP	PAA&LI	RI	5.55	2.23	1,003
Hillsborough	MacDill AFB WWTP	AI	OC	0.08	0.015	10
Hillsborough	MacDill AFB WWTP	GWR&IPR	RIB	1.2	0.207	18
Hillsborough	MacDill AFB WWTP	PAA&LI	GCI	1.2	0.319	497
Hillsborough	Northwest Regional WRF	AI	EC	0	0	0
Hillsborough	Northwest Regional WRF	AI	OC	0.1	0.06	132
Hillsborough	Northwest Regional WRF	FP	NA	0	0	Not reported.
Hillsborough	Northwest Regional WRF	GWR&IPR	AF	0	0	0
Hillsborough	Northwest Regional WRF	GWR&IPR	INJ	5	2.25	0
Hillsborough	Northwest Regional WRF	GWR&IPR	RIB	0	0	0
Hillsborough	Northwest Regional WRF	GWR&IPR	SWA	0	0	0
Hillsborough	Northwest Regional WRF	IND	AOF	0.1	0.07	0
Hillsborough	Northwest Regional WRF	IND	ATP	2.5	1.46	0
Hillsborough	Northwest Regional WRF	OTH	OTH	0	0.06	0
Hillsborough	Northwest Regional WRF	PAA&LI	GCI	1.5	1.11	629
Hillsborough	Northwest Regional WRF	PAA&LI	OPAA	1.5	1.11	1,743
Hillsborough	Northwest Regional WRF	PAA&LI	RI	10.06	6.89	8,027
Hillsborough	Northwest Regional WRF	TF	NA	0	0	Not reported.
Hillsborough	Northwest Regional WRF	WL	NA	0	0	0
Hillsborough	Plant City WRF	AI	EC	0	0	0
Hillsborough	Plant City WRF	AI	OC	0	0	0
Hillsborough	Plant City WRF	FP	NA	0	0	Not reported.
Hillsborough	Plant City WRF	GWR&IPR	AF	0	0	0

County	Reuse System Name	Reuse Type	Reuse Subtype	Capacity (mgd)	Flow (mgd)	Area (acres)
Hillsborough	Plant City WRF	GWR&IPR	INJ	0	0	0
Hillsborough	Plant City WRF	GWR&IPR	RIB	0	0	0
Hillsborough	Plant City WRF	GWR&IPR	SWA	0	0	0
Hillsborough	Plant City WRF	IND	AOF	1	1.133	0
Hillsborough	Plant City WRF	IND	ATP	0.136	0.099	40
Hillsborough	Plant City WRF	OTH	OTH	0.01	0.002	2
Hillsborough	Plant City WRF	PAA&LI	GCI	0.375	0	200
Hillsborough	Plant City WRF	PAA&LI	OPAA	0.348	0.208	266
Hillsborough	Plant City WRF	PAA&LI	RI	1.302	0.14	80
Hillsborough	Plant City WRF	TF	NA	0	0	Not reported.
Hillsborough	Plant City WRF	WL	NA	1.5	0	0
Hillsborough	Rice Creek WWTF	AI	EC	0	0	0
Hillsborough	Rice Creek WWTF	AI	OC	0	0	0
Hillsborough	Rice Creek WWTF	FP	NA	0	0	Not reported.
Hillsborough	Rice Creek WWTF	GWR&IPR	AF	0	0	0
Hillsborough	Rice Creek WWTF	GWR&IPR	INJ	0	0	0
Hillsborough	Rice Creek WWTF	GWR&IPR	RIB	0.225	0.063	4.4
Hillsborough	Rice Creek WWTF	GWR&IPR	SWA	0	0	0
Hillsborough	Rice Creek WWTF	IND	AOF	0	0	0
Hillsborough	Rice Creek WWTF	IND	ATP	0	0	0
Hillsborough	Rice Creek WWTF	OTH	OTH	0	0	0
Hillsborough	Rice Creek WWTF	PAA&LI	GCI	0	0	0
Hillsborough	Rice Creek WWTF	PAA&LI	OPAA	0	0	0

County	Reuse System Name	Reuse Type	Reuse Subtype	Capacity (mgd)	Flow (mgd)	Area (acres)
Hillsborough	Rice Creek WWTF	PAA&LI	RI	0	0	0
Hillsborough	Rice Creek WWTF	TF	NA	0	0	Not reported.
Hillsborough	Rice Creek WWTF	WL	NA	0	0	0
Hillsborough	Riverside Club WWTP	AI	EC	0	0	0
Hillsborough	Riverside Club WWTP	AI	OC	0	0	0
Hillsborough	Riverside Club WWTP	FP	NA	0	0	Not reported.
Hillsborough	Riverside Club WWTP	GWR&IPR	AF	0	0	0
Hillsborough	Riverside Club WWTP	GWR&IPR	INJ	0	0	0
Hillsborough	Riverside Club WWTP	GWR&IPR	RIB	0.12	0.059	18.7
Hillsborough	Riverside Club WWTP	GWR&IPR	SWA	0	0	0
Hillsborough	Riverside Club WWTP	IND	AOF	0	0	0
Hillsborough	Riverside Club WWTP	IND	ATP	0	0	0
Hillsborough	Riverside Club WWTP	OTH	OTH	0	0	0
Hillsborough	Riverside Club WWTP	PAA&LI	GCI	0	0	0
Hillsborough	Riverside Club WWTP	PAA&LI	OPAA	0	0	0
Hillsborough	Riverside Club WWTP	PAA&LI	RI	0	0	0
Hillsborough	Riverside Club WWTP	TF	NA	0	0	Not reported.
Hillsborough	Riverside Club WWTP	WL	NA	0	0	0
Hillsborough	Windemere Utility WWTP	AI	EC	0	0	0
Hillsborough	Windemere Utility WWTP	AI	OC	0	0	0
Hillsborough	Windemere Utility WWTP	FP	NA	0	0	Not reported.
Hillsborough	Windemere Utility WWTP	GWR&IPR	AF	0	0	0
Hillsborough	Windemere Utility WWTP	GWR&IPR	INJ	0	0	0



County	Reuse System Name	Reuse Type	Reuse Subtype	Capacity (mgd)	Flow (mgd)	Area (acres)
Hillsborough	Windemere Utility WWTP	GWR&IPR	RIB	0.185	0.11	3
Hillsborough	Windemere Utility WWTP	GWR&IPR	SWA	0	0	0
Hillsborough	Windemere Utility WWTP	IND	AOF	0	0	0
Hillsborough	Windemere Utility WWTP	IND	ATP	0	0	0
Hillsborough	Windemere Utility WWTP	OTH	OTH	0	0	0
Hillsborough	Windemere Utility WWTP	PAA&LI	GCI	0	0	0
Hillsborough	Windemere Utility WWTP	PAA&LI	OPAA	0	0	0
Hillsborough	Windemere Utility WWTP	PAA&LI	RI	0	0	0
Hillsborough	Windemere Utility WWTP	TF	NA	0	0	Not reported.
Hillsborough	Windemere Utility WWTP	WL	NA	0	0	0
Indian River	IRCUD/Central (Gifford) WWTF	AI	EC	0	0	0
Indian River	IRCUD/Central (Gifford) WWTF	AI	OC	0	0	0
Indian River	IRCUD/Central (Gifford) WWTF	FP	NA	0	0	Not reported.
Indian River	IRCUD/Central (Gifford) WWTF	GWR&IPR	AF	0	0	0
Indian River	IRCUD/Central (Gifford) WWTF	GWR&IPR	INJ	0	0	0
Indian River	IRCUD/Central (Gifford) WWTF	GWR&IPR	RIB	0.86	0.439	43.69
Indian River	IRCUD/Central (Gifford) WWTF	GWR&IPR	SWA	0	0	0
Indian River	IRCUD/Central (Gifford) WWTF	IND	AOF	0	0	0
Indian River	IRCUD/Central (Gifford) WWTF	IND	ATP	0	0	0
Indian River	IRCUD/Central (Gifford) WWTF	OTH	OTH	0	0	0
Indian River	IRCUD/Central (Gifford) WWTF	PAA&LI	GCI	6.97	3.322	1,274
Indian River	IRCUD/Central (Gifford) WWTF	PAA&LI	OPAA	0	0	0
Indian River	IRCUD/Central (Gifford) WWTF	PAA&LI	RI	0	0	0

County	Reuse System Name	Reuse Type	Reuse Subtype	Capacity (mgd)	Flow (mgd)	Area (acres)
Indian River	IRCUD/Central (Gifford) WWTF	TF	NA	0	0	Not reported.
Indian River	IRCUD/Central (Gifford) WWTF	WL	NA	4	1.885	169
Indian River	City of Vero Beach	AI	EC	0	0	0
Indian River	City of Vero Beach	AI	OC	0	0	0
Indian River	City of Vero Beach	FP	NA	0	0	Not reported.
Indian River	City of Vero Beach	GWR&IPR	AF	0	0	0
Indian River	City of Vero Beach	GWR&IPR	INJ	0	0	0
Indian River	City of Vero Beach	GWR&IPR	RIB	0	0	0
Indian River	City of Vero Beach	GWR&IPR	SWA	0	0	0
Indian River	City of Vero Beach	IND	AOF	0	0	0
Indian River	City of Vero Beach	IND	ATP	0.5	0.231	14
Indian River	City of Vero Beach	PAA&LI	GCI	0.3	0.25	182
Indian River	City of Vero Beach	PAA&LI	OPAA	0.22	0.22	108
Indian River	City of Vero Beach	PAA&LI	RI	2.64	2.422	1,596
Indian River	City of Vero Beach	TF	NA	0	0	Not reported.
Indian River	City of Vero Beach	WL	NA	0	0	0
Jackson	Cottondale WWTP	AI	OC	0.3	0.1211	65
Jackson	Jackson Correctional Institution WWTP	AI	OC	0.275	0.1458	27.5
Jackson	Town of Grand Ridge WWTF	AI	OC	0.205	0.045	106
Jefferson	Jefferson Correctional Institution WWTF	AI	EC	0	0	0
Jefferson	Jefferson Correctional Institution WWTF	AI	OC	0.116	0.135	0.5
Jefferson	Jefferson Correctional Institution WWTF	FP	NA	0	0	Not reported.
Jefferson	Jefferson Correctional Institution WWTF	GWR&IPR	AF	0	0	0

County	Reuse System Name	Reuse Type	Reuse Subtype	Capacity (mgd)	Flow (mgd)	Area (acres)
Jefferson	Jefferson Correctional Institution WWTF	GWR&IPR	INJ	0	0	0
Jefferson	Jefferson Correctional Institution WWTF	GWR&IPR	RIB	0	0	0
Jefferson	Jefferson Correctional Institution WWTF	GWR&IPR	SWA	0	0	0
Jefferson	Jefferson Correctional Institution WWTF	IND	AOF	0	0	0
Jefferson	Jefferson Correctional Institution WWTF	IND	ATP	0	0	0
Jefferson	Jefferson Correctional Institution WWTF	OTH	OTH	0	0	0
Jefferson	Jefferson Correctional Institution WWTF	PAA&LI	GCI	0	0	0
Jefferson	Jefferson Correctional Institution WWTF	PAA&LI	OPAA	0	0	0
Jefferson	Jefferson Correctional Institution WWTF	PAA&LI	RI	0	0	0
Jefferson	Jefferson Correctional Institution WWTF	TF	NA	0.185	0.034	Not reported.
Jefferson	Jefferson Correctional Institution WWTF	WL	NA	0	0	0
Lafayette	Mayo Correctional Institution WWTF	AI	EC	0	0	0
Lafayette	Mayo Correctional Institution WWTF	AI	OC	0	0	0
Lafayette	Mayo Correctional Institution WWTF	FP	NA	0	0	Not reported.
Lafayette	Mayo Correctional Institution WWTF	GWR&IPR	AF	0	0	0
Lafayette	Mayo Correctional Institution WWTF	GWR&IPR	INJ	0	0	0
Lafayette	Mayo Correctional Institution WWTF	GWR&IPR	RIB	0.495	0.146	5.48
Lafayette	Mayo Correctional Institution WWTF	GWR&IPR	SWA	0	0	0
Lafayette	Mayo Correctional Institution WWTF	IND	AOF	0	0	0
Lafayette	Mayo Correctional Institution WWTF	IND	ATP	0	0	0
Lafayette	Mayo Correctional Institution WWTF	OTH	OTH	0	0	0
Lafayette	Mayo Correctional Institution WWTF	PAA&LI	GCI	0	0	0
Lafayette	Mayo Correctional Institution WWTF	PAA&LI	OPAA	0	0	0

County	Reuse System Name	Reuse Type	Reuse Subtype	Capacity (mgd)	Flow (mgd)	Area (acres)
Lafayette	Mayo Correctional Institution WWTF	PAA&LI	RI	0	0	0
Lafayette	Mayo Correctional Institution WWTF	TF	NA	0	0	Not reported.
Lafayette	Mayo Correctional Institution WWTF	WL	NA	0	0	0
Lake	Clerbrook RV Resorts	GWR&IPR	RIB	0.12	0.054	1.47
Lake	Clermont/East	AI	EC	0	0	0
Lake	Clermont/East	AI	OC	0	0	0
Lake	Clermont/East	FP	NA	0	0	Not reported.
Lake	Clermont/East	GWR&IPR	AF	0	0	0
Lake	Clermont/East	GWR&IPR	INJ	0	0	0
Lake	Clermont/East	GWR&IPR	RIB	0.75	0.283	4.76
Lake	Clermont/East	GWR&IPR	SWA	0	0	0
Lake	Clermont/East	IND	AOF	0	0	0
Lake	Clermont/East	IND	ATP	1	0.125	45
Lake	Clermont/East	OTH	OTH	0	0	0
Lake	Clermont/East	PAA&LI	GCI	1	0.453	553
Lake	Clermont/East	PAA&LI	OPAA	1	0	23.5
Lake	Clermont/East	PAA&LI	RI	4.67	3.222	1,375
Lake	Clermont/East	TF	NA	0	0	Not reported.
Lake	Clermont/East	WL	NA	0	0	0
Lake	Eustis Bates Avenue WWTF	AI	EC	0	0	0
Lake	Eustis Bates Avenue WWTF	AI	OC	0.4	0.389	52
Lake	Eustis Bates Avenue WWTF	FP	NA	0	0	Not reported.
Lake	Eustis Bates Avenue WWTF	GWR&IPR	AF	0	0	0

County	Reuse System Name	Reuse Type	Reuse Subtype	Capacity (mgd)	Flow (mgd)	Area (acres)
Lake	Eustis Bates Avenue WWTF	GWR&IPR	INJ	0	0	0
Lake	Eustis Bates Avenue WWTF	GWR&IPR	RIB	0.533	0.0356	14
Lake	Eustis Bates Avenue WWTF	GWR&IPR	SWA	0	0	0
Lake	Eustis Bates Avenue WWTF	IND	AOF	0	0	0
Lake	Eustis Bates Avenue WWTF	IND	ATP	0	0	0
Lake	Eustis Bates Avenue WWTF	OTH	OTH	0	0	0
Lake	Eustis Bates Avenue WWTF	PAA&LI	GCI	0.58	0.342	253
Lake	Eustis Bates Avenue WWTF	PAA&LI	OPAA	0.49	0.231	63
Lake	Eustis Bates Avenue WWTF	PAA&LI	RI	12.13	0.967	7,757
Lake	Eustis Bates Avenue WWTF	TF	NA	0	0	Not reported.
Lake	Eustis Bates Avenue WWTF	WL	NA	0	0	0
Lake	Frozen Grove WWTF	PAA&LI	GCI	0.87	0.097	250
Lake	Lady Lake WWTF	AI	EC	0	0	0
Lake	Lady Lake WWTF	AI	OC	0	0	0
Lake	Lady Lake WWTF	FP	NA	0	0	Not reported.
Lake	Lady Lake WWTF	GWR&IPR	AF	0	0	0
Lake	Lady Lake WWTF	GWR&IPR	INJ	0	0	0
Lake	Lady Lake WWTF	GWR&IPR	RIB	0.25	0.213	11
Lake	Lady Lake WWTF	GWR&IPR	SWA	0	0	0
Lake	Lady Lake WWTF	IND	AOF	0	0	0
Lake	Lady Lake WWTF	IND	ATP	0	0	0
Lake	Lady Lake WWTF	OTH	OTH	0	0	0
Lake	Lady Lake WWTF	PAA&LI	GCI	0	0	0

County	Reuse System Name	Reuse Type	Reuse Subtype	Capacity (mgd)	Flow (mgd)	Area (acres)
Lake	Lady Lake WWTF	PAA&LI	OPAA	0.75	0.334	49
Lake	Lady Lake WWTF	PAA&LI	RI	0	0.01	26
Lake	Lady Lake WWTF	TF	NA	0	0	Not reported.
Lake	Lady Lake WWTF	WL	NA	0	0	0
Lake	Lake Groves WWTF	AI	EC	0	0	0
Lake	Lake Groves WWTF	AI	OC	0	0	0
Lake	Lake Groves WWTF	FP	NA	0	0	Not reported.
Lake	Lake Groves WWTF	GWR&IPR	AF	0	0	0
Lake	Lake Groves WWTF	GWR&IPR	INJ	0	0	0
Lake	Lake Groves WWTF	GWR&IPR	RIB	0.5	0.49	2.27
Lake	Lake Groves WWTF	GWR&IPR	SWA	0	0	0
Lake	Lake Groves WWTF	IND	AOF	0	0	0
Lake	Lake Groves WWTF	IND	ATP	0	0.019	0
Lake	Lake Groves WWTF	OTH	OTH	0	0	0
Lake	Lake Groves WWTF	PAA&LI	GCI	0	0	0
Lake	Lake Groves WWTF	PAA&LI	OPAA	0	0	0
Lake	Lake Groves WWTF	PAA&LI	RI	0.999	0.28	55.62
Lake	Lake Groves WWTF	TF	NA	0	0	Not reported.
Lake	Lake Groves WWTF	WL	NA	0	0	0
Lake	Leesburg/Canal St. WWTF	AI	EC	0	0	0
Lake	Leesburg/Canal St. WWTF	AI	OC	3	1	303
Lake	Leesburg/Canal St. WWTF	FP	NA	0	0	Not reported.
Lake	Leesburg/Canal St. WWTF	GWR&IPR	AF	0	0	0

County	Reuse System Name	Reuse Type	Reuse Subtype	Capacity (mgd)	Flow (mgd)	Area (acres)
Lake	Leesburg/Canal St. WWTF	GWR&IPR	INJ	0	0	0
Lake	Leesburg/Canal St. WWTF	GWR&IPR	RIB	0	0	0
Lake	Leesburg/Canal St. WWTF	GWR&IPR	SWA	0	0	0
Lake	Leesburg/Canal St. WWTF	IND	AOF	0	0	0
Lake	Leesburg/Canal St. WWTF	IND	ATP	0	0	0
Lake	Leesburg/Canal St. WWTF	OTH	OTH	6.3	3.473	3,896
Lake	Leesburg/Canal St. WWTF	PAA&LI	GCI	0.4	0.372	270
Lake	Leesburg/Canal St. WWTF	PAA&LI	OPAA	0	0	0
Lake	Leesburg/Canal St. WWTF	PAA&LI	RI	8	0.111	1083
Lake	Leesburg/Canal St. WWTF	TF	NA	0	0	Not reported.
Lake	Leesburg/Canal St. WWTF	WL	NA	0	0	0
Lake	Mid Florida Lakes WWTF	AI	OC	0.18	0.111	10
Lake	Pennbrooke Fairways	AI	EC	0	0	0
Lake	Pennbrooke Fairways	AI	OC	0	0	0
Lake	Pennbrooke Fairways	FP	NA	0	0	Not reported.
Lake	Pennbrooke Fairways	GWR&IPR	AF	0	0	0
Lake	Pennbrooke Fairways	GWR&IPR	INJ	0	0	0
Lake	Pennbrooke Fairways	GWR&IPR	RIB	0.3	0	0.75
Lake	Pennbrooke Fairways	GWR&IPR	SWA	0	0	0
Lake	Pennbrooke Fairways	IND	AOF	0	0	0
Lake	Pennbrooke Fairways	IND	ATP	0	0	0
Lake	Pennbrooke Fairways	OTH	OTH	0	0	0
Lake	Pennbrooke Fairways	PAA&LI	GCI	0.18	0.063	72.3

County	Reuse System Name	Reuse Type	Reuse Subtype	Capacity (mgd)	Flow (mgd)	Area (acres)
Lake	Pennbrooke Fairways	PAA&LI	OPAA	0	0	0
Lake	Pennbrooke Fairways	PAA&LI	RI	0	0	0
Lake	Pennbrooke Fairways	TF	NA	0	0	Not reported.
Lake	Pennbrooke Fairways	WL	NA	0	0	0
Lake	Pine Island	PAA&LI	GCI	0.225	0.049	189
Lake	Southlake Utilities WWTF	GWR&IPR	RIB	1.5	1.002	4.84
Lake	St. Johns River Utility WWTF (FKA Astor/Astor Park)	GWR&IPR	RIB	0.3	0.143	11.31
Lake	Tavares/Woodlea Road WWTF	AI	EC	2.3	0.053	134
Lake	Tavares/Woodlea Road WWTF	GWR&IPR	RIB	2	0.646	9.6
Lake	Tavares/Woodlea Road WWTF	PAA&LI	RI	2.3	0.983	125
Lake	Villages WWTF	GWR&IPR	RIB	0.75	0.55	8.75
Lake	Villages WWTF	PAA&LI	GCI	2.831	0.308	417
Lake	Villages WWTF	PAA&LI	OPAA	0.41	0.046	60.44
Lee	Bonita Springs Water Reclamation (West)	GWR&IPR	RIB	9.44	0.1	3.67
Lee	Bonita Springs Water Reclamation (West)	PAA&LI	GCI	3.123	1.888	445
Lee	Bonita Springs Water Reclamation (West)	PAA&LI	OPAA	0.907	0.695	129
Lee	Bonita Springs Water Reclamation (West)	PAA&LI	RI	6.41	4.249	915
Lee	Citrus Park North	GWR&IPR	RIB	0.199	0.0747	3
Lee	Cross Creek WWTF	PAA&LI	GCI	0.249	0.044	60
Lee	Del Prado WWTF	AI	EC	0	0	0
Lee	Del Prado WWTF	AI	OC	0	0	0
Lee	Del Prado WWTF	FP	NA	0	0	Not reported.
Lee	Del Prado WWTF	GWR&IPR	AF	0	0	0



County	Reuse System Name	Reuse Type	Reuse Subtype	Capacity (mgd)	Flow (mgd)	Area (acres)
Lee	Del Prado WWTF	GWR&IPR	INJ	4.87	1.072	0
Lee	Del Prado WWTF	GWR&IPR	RIB	0	0	0
Lee	Del Prado WWTF	GWR&IPR	SWA	0	0	0
Lee	Del Prado WWTF	IND	AOF	0	0	0
Lee	Del Prado WWTF	IND	ATP	0	0	0
Lee	Del Prado WWTF	OTH	OTH	0	0	0
Lee	Del Prado WWTF	PAA&LI	GCI	3.575	0.825	1,171
Lee	Del Prado WWTF	PAA&LI	OPAA	0	0.501	0
Lee	Del Prado WWTF	PAA&LI	RI	1	0.702	0
Lee	Del Prado WWTF	TF	NA	0	0	Not reported.
Lee	Del Prado WWTF	WL	NA	0	0	0
Lee	Donax Water Reclamation Facility	PAA&LI	GCI	1.181	0.562	227.5
Lee	Donax Water Reclamation Facility	PAA&LI	RI	0.48	0.083	79.6
Lee	Eagle Ridge WWTP	PAA&LI	GCI	0.318	0.217	90
Lee	Everest Parkway WRF	PAA&LI	RI	32.65	36.38	16,000
Lee	Fiddlesticks Country Club	GWR&IPR	RIB	0.15	0.018	0.7
Lee	Fiddlesticks Country Club	PAA&LI	GCI	0.15	0.049	160
Lee	Forest Utilities WWTP	PAA&LI	GCI	2	0.488	280
Lee	Fort Myers Beach WRF	AI	EC	0	0	0
Lee	Fort Myers Beach WRF	AI	OC	0	0	0
Lee	Fort Myers Beach WRF	FP	NA	0	0	Not reported.
Lee	Fort Myers Beach WRF	GWR&IPR	AF	0	0	0
Lee	Fort Myers Beach WRF	GWR&IPR	INJ	0	0	0

County	Reuse System Name	Reuse Type	Reuse Subtype	Capacity (mgd)	Flow (mgd)	Area (acres)
Lee	Fort Myers Beach WRF	GWR&IPR	RIB	0.55	0	0
Lee	Fort Myers Beach WRF	GWR&IPR	SWA	0	0	0
Lee	Fort Myers Beach WRF	IND	AOF	0	0	0
Lee	Fort Myers Beach WRF	IND	ATP	0	0	0
Lee	Fort Myers Beach WRF	OTH	OTH	0	0	0
Lee	Fort Myers Beach WRF	PAA&LI	GCI	1.587	1.102	560
Lee	Fort Myers Beach WRF	PAA&LI	OPAA	0.624	0.433	185.2
Lee	Fort Myers Beach WRF	PAA&LI	RI	0.535	0.232	100.3
Lee	Fort Myers Beach WRF	TF	NA	0	0	Not reported.
Lee	Fort Myers Beach WRF	WL	NA	0	0	0
Lee	Fort Myers Central AWWTF	IND	AOF	1.3	0.99	Not reported.
Lee	Fort Myers Central AWWTF	IND	ATP	Not reported.	0.036	Not reported.
Lee	Fort Myers Central AWWTF	OTH	OTH	0.07	0.03	16
Lee	Fort Myers Central AWWTF	PAA&LI	GCI	3.4	2.27	681
Lee	Fort Myers Central AWWTF	PAA&LI	OPAA	0.18	0.13	60
Lee	Gateway Water Reclamation Facility	PAA&LI	OPAA	3	1.576	5,000
Lee	Hunter's Ridge WWTP	AI	EC	0	0	0
Lee	Hunter's Ridge WWTP	AI	OC	0	0	0
Lee	Hunter's Ridge WWTP	FP	NA	0	0	Not reported.
Lee	Hunter's Ridge WWTP	GWR&IPR	AF	0	0	0
Lee	Hunter's Ridge WWTP	GWR&IPR	INJ	0	0	0
Lee	Hunter's Ridge WWTP	GWR&IPR	RIB	0	0	0
Lee	Hunter's Ridge WWTP	GWR&IPR	SWA	0	0	0

County	Reuse System Name	Reuse Type	Reuse Subtype	Capacity (mgd)	Flow (mgd)	Area (acres)
Lee	Hunter's Ridge WWTP	IND	AOF	0	0	0
Lee	Hunter's Ridge WWTP	IND	ATP	0	0	0
Lee	Hunter's Ridge WWTP	OTH	OTH	0	0	0
Lee	Hunter's Ridge WWTP	PAA&LI	GCI	0.402	0.402	83
Lee	Hunter's Ridge WWTP	PAA&LI	OPAA	0	0	0
Lee	Hunter's Ridge WWTP	PAA&LI	RI	0	0	0
Lee	Hunter's Ridge WWTP	TF	NA	0	0	Not reported.
Lee	Hunter's Ridge WWTP	WL	NA	0	0	0
Lee	Lake Fairways WWTP	AI	EC	0	0	0
Lee	Lake Fairways WWTP	AI	OC	0	0	0
Lee	Lake Fairways WWTP	FP	NA	0	0	Not reported.
Lee	Lake Fairways WWTP	GWR&IPR	AF	0	0	0
Lee	Lake Fairways WWTP	GWR&IPR	INJ	0	0	0
Lee	Lake Fairways WWTP	GWR&IPR	RIB	0	0	0
Lee	Lake Fairways WWTP	GWR&IPR	SWA	0	0	0
Lee	Lake Fairways WWTP	IND	AOF	0	0	0
Lee	Lake Fairways WWTP	IND	ATP	0	0	0
Lee	Lake Fairways WWTP	PAA&LI	GCI	0.11	0.095	57
Lee	Lake Fairways WWTP	PAA&LI	OPAA	0	0	0
Lee	Lake Fairways WWTP	PAA&LI	RI	0	0	0
Lee	Lake Fairways WWTP	TF	NA	0	0	Not reported.
Lee	Lake Fairways WWTP	WL	NA	0	0	0
Lee	Lee County Utilities/Fiesta Village	OTH	OTH	5	0.9	0

County	Reuse System Name	Reuse Type	Reuse Subtype	Capacity (mgd)	Flow (mgd)	Area (acres)
Lee	Lee County Utilities/Fiesta Village	PAA&LI	GCI	1.334	0.711	413
Lee	Lee County Utilities/Fiesta Village	PAA&LI	OPAA	1.528	0.045	239
Lee	Lee County Utilities/Fiesta Village	PAA&LI	RI	0.555	0.269	134
Lee	Pine Island WRF	PAA&LI	OPAA	0.474	0.007	133
Lee	South Seas Plantation	AI	EC	0	0	0
Lee	South Seas Plantation	AI	OC	0	0	0
Lee	South Seas Plantation	FP	NA	0	0	Not reported.
Lee	South Seas Plantation	GWR&IPR	AF	0	0	0
Lee	South Seas Plantation	GWR&IPR	INJ	0	0	0
Lee	South Seas Plantation	GWR&IPR	RIB	0	0	0
Lee	South Seas Plantation	GWR&IPR	SWA	0	0	0
Lee	South Seas Plantation	IND	AOF	0	0	0
Lee	South Seas Plantation	IND	ATP	0	0	0
Lee	South Seas Plantation	OTH	OTH	0	0	0
Lee	South Seas Plantation	PAA&LI	GCI	0.264	0.042	32
Lee	South Seas Plantation	PAA&LI	OPAA	0	0	0
Lee	South Seas Plantation	PAA&LI	RI	0	0	0
Lee	South Seas Plantation	TF	NA	0	0	Not reported.
Lee	South Seas Plantation	WL	NA	0	0	0
Lee	Three Oaks WWTF	PAA&LI	GCI	3.27	2.34	610
Lee	Three Oaks WWTF	PAA&LI	OPAA	0.173	0.062	60
Lee	Three Oaks WWTF	PAA&LI	RI	0.66	0.049	136
Leon	Killearn Lakes WWTP	AI	EC	0	0	0

County	Reuse System Name	Reuse Type	Reuse Subtype	Capacity (mgd)	Flow (mgd)	Area (acres)
Leon	Killearn Lakes WWTP	AI	OC	0.0614	0.415	225.1
Leon	Killearn Lakes WWTP	FP	NA	0	0	Not reported.
Leon	Killearn Lakes WWTP	GWR&IPR	AF	0	0	0
Leon	Killearn Lakes WWTP	GWR&IPR	INJ	0	0	0
Leon	Killearn Lakes WWTP	GWR&IPR	RIB	0.086	0	5.8
Leon	Killearn Lakes WWTP	GWR&IPR	SWA	0	0	0
Leon	Killearn Lakes WWTP	IND	AOF	0	0	0
Leon	Killearn Lakes WWTP	IND	ATP	0	0	0
Leon	Killearn Lakes WWTP	OTH	OTH	0	0	0
Leon	Killearn Lakes WWTP	PAA&LI	GCI	0	0	0
Leon	Killearn Lakes WWTP	PAA&LI	OPAA	0	0	0
Leon	Killearn Lakes WWTP	PAA&LI	RI	0	0	0
Leon	Killearn Lakes WWTP	TF	NA	0	0	Not reported.
Leon	Killearn Lakes WWTP	WL	NA	0	0	0
Leon	Lake Jackson WWTP	AI	EC	0	0	0
Leon	Lake Jackson WWTP	AI	OC	0	0	0
Leon	Lake Jackson WWTP	FP	NA	0	0	Not reported.
Leon	Lake Jackson WWTP	GWR&IPR	AF	0	0	0
Leon	Lake Jackson WWTP	GWR&IPR	INJ	0	0	0
Leon	Lake Jackson WWTP	GWR&IPR	RIB	0.5	0.321	6.13
Leon	Lake Jackson WWTP	GWR&IPR	SWA	0	0	0
Leon	Lake Jackson WWTP	IND	AOF	0	0	0
Leon	Lake Jackson WWTP	IND	ATP	0	0	0

County	Reuse System Name	Reuse Type	Reuse Subtype	Capacity (mgd)	Flow (mgd)	Area (acres)
Leon	Lake Jackson WWTP	OTH	OTH	0	0	0
Leon	Lake Jackson WWTP	PAA&LI	GCI	0	0	0
Leon	Lake Jackson WWTP	PAA&LI	OPAA	0	0	0
Leon	Lake Jackson WWTP	PAA&LI	RI	0	0	0
Leon	Lake Jackson WWTP	TF	NA	0	0	Not reported.
Leon	Lake Jackson WWTP	WL	NA	0	0	0
Leon	Meadows-At-Woodrun WWTF	AI	EC	0	0	0
Leon	Meadows-At-Woodrun WWTF	AI	OC	0	0	0
Leon	Meadows-At-Woodrun WWTF	FP	NA	0	0	Not reported.
Leon	Meadows-At-Woodrun WWTF	GWR&IPR	AF	0	0	0
Leon	Meadows-At-Woodrun WWTF	GWR&IPR	INJ	0	0	0
Leon	Meadows-At-Woodrun WWTF	GWR&IPR	RIB	0.0098	0.06	1.83
Leon	Meadows-At-Woodrun WWTF	GWR&IPR	SWA	0	0	0
Leon	Meadows-At-Woodrun WWTF	IND	AOF	0	0	0
Leon	Meadows-At-Woodrun WWTF	IND	ATP	0	0	0
Leon	Meadows-At-Woodrun WWTF	OTH	OTH	0	0	0
Leon	Meadows-At-Woodrun WWTF	PAA&LI	GCI	0	0	0
Leon	Meadows-At-Woodrun WWTF	PAA&LI	OPAA	0	0	0
Leon	Meadows-At-Woodrun WWTF	PAA&LI	RI	0	0	0
Leon	Meadows-At-Woodrun WWTF	TF	NA	0	0	Not reported.
Leon	Meadows-At-Woodrun WWTF	WL	NA	0	0	0
Leon	Sandstone Ranch WWTF	AI	EC	0	0	0
Leon	Sandstone Ranch WWTF	AI	OC	0	0	0

County	Reuse System Name	Reuse Type	Reuse Subtype	Capacity (mgd)	Flow (mgd)	Area (acres)
Leon	Sandstone Ranch WWTF	FP	NA	0	0	Not reported.
Leon	Sandstone Ranch WWTF	GWR&IPR	AF	0	0	0
Leon	Sandstone Ranch WWTF	GWR&IPR	INJ	0	0	0
Leon	Sandstone Ranch WWTF	GWR&IPR	RIB	0.0707	0.009	1.55
Leon	Sandstone Ranch WWTF	GWR&IPR	SWA	0	0	0
Leon	Sandstone Ranch WWTF	IND	AOF	0	0	0
Leon	Sandstone Ranch WWTF	IND	ATP	0	0	0
Leon	Sandstone Ranch WWTF	OTH	OTH	0	0	0
Leon	Sandstone Ranch WWTF	PAA&LI	GCI	0	0	0
Leon	Sandstone Ranch WWTF	PAA&LI	OPAA	0	0	0
Leon	Sandstone Ranch WWTF	PAA&LI	RI	0	0	0
Leon	Sandstone Ranch WWTF	TF	NA	0	0	Not reported.
Leon	Sandstone Ranch WWTF	WL	NA	0	0	0
Leon	T.P. Smith Water Reclamation Facility	AI	OC	31.32	18.3508	2,587
Leon	T.P. Smith Water Reclamation Facility	IND	ATP	5	2.6	1
Leon	T.P. Smith Water Reclamation Facility	PAA&LI	OPAA	1.2	0.708	734.7
Levy	Chiefland WWTF	AI	EC	0	0	0
Levy	Chiefland WWTF	AI	OC	0	0	0
Levy	Chiefland WWTF	FP	NA	0	0	Not reported.
Levy	Chiefland WWTF	GWR&IPR	AF	0	0	0
Levy	Chiefland WWTF	GWR&IPR	INJ	0	0	0
Levy	Chiefland WWTF	GWR&IPR	RIB	0.475	0.411	11
Levy	Chiefland WWTF	GWR&IPR	SWA	0	0	0

County	Reuse System Name	Reuse Type	Reuse Subtype	Capacity (mgd)	Flow (mgd)	Area (acres)
Levy	Chiefland WWTF	IND	AOF	0	0	0
Levy	Chiefland WWTF	IND	ATP	0	0	0
Levy	Chiefland WWTF	OTH	OTH	0	0	0
Levy	Chiefland WWTF	PAA&LI	GCI	0	0	0
Levy	Chiefland WWTF	PAA&LI	OPAA	0	0	0
Levy	Chiefland WWTF	PAA&LI	RI	0	0	0
Levy	Chiefland WWTF	TF	NA	0	0	Not reported.
Levy	Chiefland WWTF	WL	NA	0	0	0
Levy	Williston WWTF	AI	EC	0	0	0
Levy	Williston WWTF	AI	OC	0	0	0
Levy	Williston WWTF	FP	NA	0	0	Not reported.
Levy	Williston WWTF	GWR&IPR	AF	0.45	0.256	59
Levy	Williston WWTF	GWR&IPR	INJ	0	0	0
Levy	Williston WWTF	GWR&IPR	RIB	0	0	0
Levy	Williston WWTF	GWR&IPR	SWA	0	0	0
Levy	Williston WWTF	IND	AOF	0	0	0
Levy	Williston WWTF	IND	ATP	0	0	0
Levy	Williston WWTF	OTH	OTH	Not reported.	0	0
Levy	Williston WWTF	PAA&LI	GCI	0	0	0
Levy	Williston WWTF	PAA&LI	OPAA	0	0	0
Levy	Williston WWTF	PAA&LI	RI	0	0	0
Levy	Williston WWTF	TF	NA	0	0	Not reported.
Levy	Williston WWTF	WL	NA	0	0	0



County	Reuse System Name	Reuse Type	Reuse Subtype	Capacity (mgd)	Flow (mgd)	Area (acres)
Liberty	Bristol WWTF	AI	EC	Not reported.	0	Not reported.
Liberty	Bristol WWTF	AI	OC	Not reported.	0	Not reported.
Liberty	Bristol WWTF	FP	NA	Not reported.	0	Not reported.
Liberty	Bristol WWTF	GWR&IPR	AF	Not reported.	0	Not reported.
Liberty	Bristol WWTF	GWR&IPR	INJ	Not reported.	0	Not reported.
Liberty	Bristol WWTF	GWR&IPR	RIB	4	0.049	3.1
Liberty	Bristol WWTF	GWR&IPR	SWA	Not reported.	0	Not reported.
Liberty	Bristol WWTF	IND	AOF	Not reported.	0	Not reported.
Liberty	Bristol WWTF	IND	ATP	Not reported.	0	Not reported.
Liberty	Bristol WWTF	PAA&LI	GCI	Not reported.	0	Not reported.
Liberty	Bristol WWTF	PAA&LI	OPAA	Not reported.	0	Not reported.
Liberty	Bristol WWTF	PAA&LI	RI	Not reported.	0	Not reported.
Liberty	Bristol WWTF	TF	NA	Not reported.	0	Not reported.
Liberty	Bristol WWTF	WL	NA	Not reported.	0	Not reported.
Liberty	Liberty Correctional Institution WWTP	GWR&IPR	RIB	0.28	0.202	5.24
Manatee	Braden River Utility	AI	EC	0	0	0
Manatee	Braden River Utility	AI	OC	0	0	0
Manatee	Braden River Utility	FP	NA	0	0	Not reported.
Manatee	Braden River Utility	GWR&IPR	AF	0	0	0
Manatee	Braden River Utility	GWR&IPR	INJ	0	0	0
Manatee	Braden River Utility	GWR&IPR	RIB	0	0	0
Manatee	Braden River Utility	GWR&IPR	SWA	0	0	0
Manatee	Braden River Utility	IND	AOF	0	0	0

County	Reuse System Name	Reuse Type	Reuse Subtype	Capacity (mgd)	Flow (mgd)	Area (acres)
Manatee	Braden River Utility	IND	ATP	0	0	0
Manatee	Braden River Utility	OTH	OTH	0	0	0
Manatee	Braden River Utility	PAA&LI	GCI	1.748	0.558	733.03
Manatee	Braden River Utility	PAA&LI	OPAA	0.713	0.25	314.28
Manatee	Braden River Utility	PAA&LI	RI	14.691	3.256	6,987.36
Manatee	Braden River Utility	TF	NA	0	0	Not reported.
Manatee	Braden River Utility	WL	NA	0	0	0
Manatee	Manatee County Master Reuse System	AI	EC	0	0	0
Manatee	Manatee County Master Reuse System	AI	OC	1.2	0.9	305
Manatee	Manatee County Master Reuse System	PAA&LI	GCI	4.4	1.4	750
Manatee	Manatee County Master Reuse System	PAA&LI	OPAA	30.4	8.7	3,914
Manatee	Manatee County Master Reuse System	PAA&LI	RI	14.7	7.7	1,891
Manatee	City of Palmetto WWTP	AI	EC	0	0	0
Manatee	City of Palmetto WWTP	AI	OC	0	0	0
Manatee	City of Palmetto WWTP	FP	NA	0	0	Not reported.
Manatee	City of Palmetto WWTP	GWR&IPR	AF	0	0	0
Manatee	City of Palmetto WWTP	GWR&IPR	INJ	0	0	0
Manatee	City of Palmetto WWTP	GWR&IPR	RIB	0	0	0
Manatee	City of Palmetto WWTP	GWR&IPR	SWA	0	0	0
Manatee	City of Palmetto WWTP	IND	AOF	0	0	0
Manatee	City of Palmetto WWTP	IND	ATP	0	0.112	0
Manatee	City of Palmetto WWTP	OTH	OTH	0.614	0	5
Manatee	City of Palmetto WWTP	PAA&LI	GCI	0.231	0.036	82

County	Reuse System Name	Reuse Type	Reuse Subtype	Capacity (mgd)	Flow (mgd)	Area (acres)
Manatee	City of Palmetto WWTP	PAA&LI	OPAA	0	0	0
Manatee	City of Palmetto WWTP	PAA&LI	RI	2.4	0.928	1,842
Manatee	City of Palmetto WWTP	TF	NA	0	0	Not reported.
Manatee	City of Palmetto WWTP	WL	NA	0	0	0
Marion	City of Belleview	AI	OC	0.3	0.097	19.5
Marion	City of Belleview	PAA&LI	GCI	1.3	0.345	444
Marion	City of Dunnellon WWTF	AI	EC	0	0	0
Marion	City of Dunnellon WWTF	AI	OC	0.49	0.174	50.52
Marion	City of Dunnellon WWTF	FP	NA	0	0	Not reported.
Marion	City of Dunnellon WWTF	GWR&IPR	AF	0	0	0
Marion	City of Dunnellon WWTF	GWR&IPR	INJ	0	0	0
Marion	City of Dunnellon WWTF	GWR&IPR	RIB	0	0	0
Marion	City of Dunnellon WWTF	GWR&IPR	SWA	0	0	0
Marion	City of Dunnellon WWTF	IND	AOF	0	0	0
Marion	City of Dunnellon WWTF	IND	ATP	0	0	0
Marion	City of Dunnellon WWTF	OTH	OTH	0	0	0
Marion	City of Dunnellon WWTF	PAA&LI	GCI	0	0	0
Marion	City of Dunnellon WWTF	PAA&LI	OPAA	0	0	0
Marion	City of Dunnellon WWTF	PAA&LI	RI	0	0	0
Marion	City of Dunnellon WWTF	TF	NA	0	0	Not reported.
Marion	City of Dunnellon WWTF	WL	NA	0	0	0
Marion	Juliette Falls WWTF	AI	EC	0	0	0
Marion	Juliette Falls WWTF	AI	OC	0	0	0

County	Reuse System Name	Reuse Type	Reuse Subtype	Capacity (mgd)	Flow (mgd)	Area (acres)
Marion	Juliette Falls WWTF	FP	NA	0	0	Not reported.
Marion	Juliette Falls WWTF	GWR&IPR	AF	0	0	0
Marion	Juliette Falls WWTF	GWR&IPR	INJ	0	0	0
Marion	Juliette Falls WWTF	GWR&IPR	RIB	0.1	0	0.1
Marion	Juliette Falls WWTF	GWR&IPR	SWA	0	0	0
Marion	Juliette Falls WWTF	IND	AOF	0	0	0
Marion	Juliette Falls WWTF	IND	ATP	0	0	0
Marion	Juliette Falls WWTF	OTH	OTH	0	0	0
Marion	Juliette Falls WWTF	PAA&LI	GCI	0.1	0	100
Marion	Juliette Falls WWTF	PAA&LI	OPAA	0	0	0
Marion	Juliette Falls WWTF	PAA&LI	RI	0	0	0
Marion	Juliette Falls WWTF	TF	NA	0	0	Not reported.
Marion	Juliette Falls WWTF	WL	NA	0	0	0
Marion	MCUD Stonecrest WWTF	AI	EC	0	0	0
Marion	MCUD Stonecrest WWTF	AI	OC	0	0	0
Marion	MCUD Stonecrest WWTF	FP	NA	0	0	Not reported.
Marion	MCUD Stonecrest WWTF	GWR&IPR	AF	0	0	0
Marion	MCUD Stonecrest WWTF	GWR&IPR	INJ	0	0	0
Marion	MCUD Stonecrest WWTF	GWR&IPR	RIB	0.32	0.063	1.86
Marion	MCUD Stonecrest WWTF	GWR&IPR	SWA	0	0	0
Marion	MCUD Stonecrest WWTF	IND	AOF	0	0	0
Marion	MCUD Stonecrest WWTF	IND	ATP	0	0	0
Marion	MCUD Stonecrest WWTF	OTH	OTH	0	0	0

County	Reuse System Name	Reuse Type	Reuse Subtype	Capacity (mgd)	Flow (mgd)	Area (acres)
Marion	MCUD Stonecrest WWTF	PAA&LI	GCI	0.225	0.189	127.3
Marion	MCUD Stonecrest WWTF	PAA&LI	OPAA	0	0	0
Marion	MCUD Stonecrest WWTF	PAA&LI	RI	0	0	0
Marion	MCUD Stonecrest WWTF	TF	NA	0	0	Not reported.
Marion	MCUD Stonecrest WWTF	WL	NA	0	0	0
Marion	MCUD/Oak Run	GWR&IPR	RIB	1.6	0.832	12
Marion	MCUD/Oak Run	PAA&LI	GCI	1.6	0.302	475
Marion	MCUD/Silver Springs Shores WRF	AI	OC	1	0.526	130
Marion	MCUD/Silver Springs Shores WRF	GWR&IPR	RIB	0.5	0.354	8
Marion	MCUD/Silver Springs Shores WRF	PAA&LI	GCI	1.25	0.418	374
Marion	Marion County/Northwest Regional WWTF	AI	EC	0	0	0
Marion	Marion County/Northwest Regional WWTF	AI	OC	0	0	0
Marion	Marion County/Northwest Regional WWTF	FP	NA	0	0	Not reported.
Marion	Marion County/Northwest Regional WWTF	GWR&IPR	AF	0	0	0
Marion	Marion County/Northwest Regional WWTF	GWR&IPR	INJ	0	0	0
Marion	Marion County/Northwest Regional WWTF	GWR&IPR	RIB	0.9	0.276	19.4
Marion	Marion County/Northwest Regional WWTF	GWR&IPR	SWA	0	0	0
Marion	Marion County/Northwest Regional WWTF	IND	AOF	0	0	0
Marion	Marion County/Northwest Regional WWTF	IND	ATP	0	0	0
Marion	Marion County/Northwest Regional WWTF	OTH	OTH	0	0	0
Marion	Marion County/Northwest Regional WWTF	PAA&LI	GCI	0.16	0	155
Marion	Marion County/Northwest Regional WWTF	PAA&LI	OPAA	0	0	0
Marion	Marion County/Northwest Regional WWTF	PAA&LI	RI	0	0	0

County	Reuse System Name	Reuse Type	Reuse Subtype	Capacity (mgd)	Flow (mgd)	Area (acres)
Marion	Marion County/Northwest Regional WWTF	TF	NA	0	0	Not reported.
Marion	Marion County/Northwest Regional WWTF	WL	NA	0	0	0
Marion	Ocala WRF #2	AI	OC	5.8	2.412	653
Marion	Ocala WRF #2	PAA&LI	GCI	0.349	0.197	90
Marion	Ocala WRF #2	PAA&LI	OPAA	0.393	0.016	103.4
Marion	Ocala WRF #2	PAA&LI	RI	0.058	0.032	15
Marion	Ocala WRF #2	WL	NA	5	0.914	23
Marion	Ocala WRF #3	AI	OC	2.57	0.607	220
Marion	Ocala WRF #3	PAA&LI	GCI	1.969	0.158	305
Marion	Ocala WRF #3	PAA&LI	OPAA	1.866	0.159	172
Marion	Ocala WRF #3	WL	NA	5	1.581	32
Marion	On Top of The World South WWTF	AI	OC	1.25	0.345	143
Marion	On Top of The World South WWTF	GWR&IPR	RIB	0.3	0	1.8
Marion	On Top of The World South WWTF	IND	ATP	1.25	0.046	Not reported.
Marion	On Top of The World South WWTF	OTH	OTH	1.25	0.0003	0
Marion	On Top of The World South WWTF	PAA&LI	GCI	1.25	0.435	284
Marion	On Top of The World South WWTF	PAA&LI	OPAA	1.25	0.115	43.86
Marion	Rainbow Springs Fifth Replat WWTF	AI	EC	0	0	0
Marion	Rainbow Springs Fifth Replat WWTF	AI	OC	0.23	0.137	35.14
Marion	Rainbow Springs Fifth Replat WWTF	FP	NA	0	0	Not reported.
Marion	Rainbow Springs Fifth Replat WWTF	GWR&IPR	AF	0	0	0
Marion	Rainbow Springs Fifth Replat WWTF	GWR&IPR	INJ	0	0	0
Marion	Rainbow Springs Fifth Replat WWTF	GWR&IPR	RIB	0.12	0	1.8

County	Reuse System Name	Reuse Type	Reuse Subtype	Capacity (mgd)	Flow (mgd)	Area (acres)
Marion	Rainbow Springs Fifth Replat WWTF	GWR&IPR	SWA	0	0	0
Marion	Rainbow Springs Fifth Replat WWTF	IND	AOF	0	0	0
Marion	Rainbow Springs Fifth Replat WWTF	IND	ATP	0	0	0
Marion	Rainbow Springs Fifth Replat WWTF	OTH	OTH	0	0	0
Marion	Rainbow Springs Fifth Replat WWTF	PAA&LI	GCI	0	0	0
Marion	Rainbow Springs Fifth Replat WWTF	PAA&LI	OPAA	0	0	0
Marion	Rainbow Springs Fifth Replat WWTF	PAA&LI	RI	0	0	0
Marion	Rainbow Springs Fifth Replat WWTF	TF	NA	0	0	Not reported.
Marion	Rainbow Springs Fifth Replat WWTF	WL	NA	0	0	0
Martin	Martin Correctional Institute	AI	EC	0	0	0
Martin	Martin Correctional Institute	AI	OC	0.37	0.314	Not reported.
Martin	Martin Correctional Institute	FP	NA	0	0	Not reported.
Martin	Martin Correctional Institute	GWR&IPR	AF	0	0	0
Martin	Martin Correctional Institute	GWR&IPR	INJ	0	0	0
Martin	Martin Correctional Institute	GWR&IPR	RIB	0	0	0
Martin	Martin Correctional Institute	GWR&IPR	SWA	0	0	0
Martin	Martin Correctional Institute	IND	AOF	0	0	0
Martin	Martin Correctional Institute	IND	ATP	0	0	0
Martin	Martin Correctional Institute	OTH	OTH	0	0	0
Martin	Martin Correctional Institute	PAA&LI	GCI	0	0	0
Martin	Martin Correctional Institute	PAA&LI	OPAA	0	0	0
Martin	Martin Correctional Institute	PAA&LI	RI	0	0	0
Martin	Martin Correctional Institute	TF	NA	0.09	0	Not reported.

County	Reuse System Name	Reuse Type	Reuse Subtype	Capacity (mgd)	Flow (mgd)	Area (acres)
Martin	Martin Correctional Institute	WL	NA	0	0	0
Martin	Martin County Tropical Farms WWTF	PAA&LI	GCI	2.049	1.49	1,132
Martin	Martin County Tropical Farms WWTF	PAA&LI	OPAA	0.175	0.032	33
Martin	Martin County Tropical Farms WWTF	PAA&LI	RI	0.527	0.29	209
Martin	Martin County Utilities North WWTF	PAA&LI	GCI	0.4	0.372	88
Martin	Martin County Utilities North WWTF	PAA&LI	OPAA	0.417	0.059	10
Martin	Martin County Utilities North WWTF	PAA&LI	RI	0.642	0.22	157
Martin	South Martin Regional Util. (FKA Hydratech) WWTF	IND	AOF	0.05	0.002	20
Martin	South Martin Regional Util. (FKA Hydratech) WWTF	IND	ATP	0.014	0.007	5.6
Martin	South Martin Regional Util. (FKA Hydratech) WWTF	PAA&LI	GCI	1.51	0.96	315
Martin	South Martin Regional Util. (FKA Hydratech) WWTF	PAA&LI	OPAA	0.05	0.113	142.9
Martin	South Martin Regional Util. (FKA Hydratech) WWTF	PAA&LI	RI	0.028	0.076	55.6
Martin	City of Stuart	PAA&LI	OPAA	3.6	0.289	48.3
Miami-Dade	City of Homestead	GWR&IPR	RIB	5	4.349	0
Miami-Dade	City of Homestead	IND	ATP	Not reported.	0.851	Not reported.
Miami-Dade	MDWASA Central District WWTF	IND	ATP	7.88	6.35	0
Miami-Dade	MDWASA Central District WWTF	OTH	OTH	0	0	0
Miami-Dade	MDWASA South District WWTF	IND	ATP	0	7.01	0
Miami-Dade	MDWASD North District WWTP	IND	ATP	2.94	3.47	0
Miami-Dade	MDWASD North District WWTP	OTH	OTH	0	0	0
Monroe	Big Coppitt WWTP	AI	EC	0	0	Not reported.
Monroe	Big Coppitt WWTP	AI	OC	0	0	Not reported.
Monroe	Big Coppitt WWTP	FP	NA	0	0	Not reported.



County	Reuse System Name	Reuse Type	Reuse Subtype	Capacity (mgd)	Flow (mgd)	Area (acres)
Monroe	Big Coppitt WWTP	GWR&IPR	AF	0	0	Not reported.
Monroe	Big Coppitt WWTP	GWR&IPR	INJ	0	0	Not reported.
Monroe	Big Coppitt WWTP	GWR&IPR	RIB	0	0	Not reported.
Monroe	Big Coppitt WWTP	GWR&IPR	SWA	0	0	Not reported.
Monroe	Big Coppitt WWTP	IND	AOF	0	0	0
Monroe	Big Coppitt WWTP	IND	ATP	0	0	0
Monroe	Big Coppitt WWTP	OTH	OTH	0	0	0
Monroe	Big Coppitt WWTP	PAA&LI	GCI	0	0	Not reported.
Monroe	Big Coppitt WWTP	PAA&LI	OPAA	0	0	65.69
Monroe	Big Coppitt WWTP	PAA&LI	RI	0.411	0.063	64.51
Monroe	Big Coppitt WWTP	TF	NA	0	0	Not reported.
Monroe	Big Coppitt WWTP	WL	NA	0	0	0
Monroe	City of Marathon Area 3 WWTP	PAA&LI	OPAA	0.17	0	0
Monroe	City of Marathon Area 4 WWTP	PAA&LI	OPAA	0.342	0	0
Monroe	City of Marathon Area 5 Little Venice WWTP	PAA&LI	OPAA	0.38	0	0
Monroe	City of Marathon Area 7 WWTP	PAA&LI	OPAA	0.061	0	0
Monroe	Duck Key Wastewater Cooperative	OTH	OTH	0	0.004	0
Monroe	Duck Key Wastewater Cooperative	PAA&LI	OPAA	0.1	0.032	44.68
Monroe	Duck Key Wastewater Cooperative	PAA&LI	RI	0.155	0.049	66.36
Monroe	City of Key Colony Beach	AI	EC	0	0	0
Monroe	City of Key Colony Beach	AI	OC	0	0	0
Monroe	City of Key Colony Beach	FP	NA	0	0	Not reported.
Monroe	City of Key Colony Beach	GWR&IPR	AF	0	0	0

County	Reuse System Name	Reuse Type	Reuse Subtype	Capacity (mgd)	Flow (mgd)	Area (acres)
Monroe	City of Key Colony Beach	GWR&IPR	INJ	0	0	0
Monroe	City of Key Colony Beach	GWR&IPR	RIB	0	0	0
Monroe	City of Key Colony Beach	GWR&IPR	SWA	0	0	0
Monroe	City of Key Colony Beach	IND	AOF	0	0	0
Monroe	City of Key Colony Beach	IND	ATP	0	0	0
Monroe	City of Key Colony Beach	OTH	OTH	0	0	0
Monroe	City of Key Colony Beach	PAA&LI	GCI	0.99	0.028	15
Monroe	City of Key Colony Beach	PAA&LI	OPAA	0	0	0
Monroe	City of Key Colony Beach	PAA&LI	RI	0	0	0
Monroe	City of Key Colony Beach	TF	NA	0	0	Not reported.
Monroe	City of Key Colony Beach	WL	NA	0	0	0
Monroe	Key West Resort Utility	AI	EC	0	0	0
Monroe	Key West Resort Utility	AI	OC	0	0	0
Monroe	Key West Resort Utility	FP	NA	0	0	Not reported.
Monroe	Key West Resort Utility	GWR&IPR	AF	0	0	0
Monroe	Key West Resort Utility	GWR&IPR	INJ	0	0	0
Monroe	Key West Resort Utility	GWR&IPR	RIB	0	0	0
Monroe	Key West Resort Utility	GWR&IPR	SWA	0	0	0
Monroe	Key West Resort Utility	IND	AOF	0	0	0
Monroe	Key West Resort Utility	IND	ATP	0	0	0
Monroe	Key West Resort Utility	OTH	OTH	0	0	0
Monroe	Key West Resort Utility	PAA&LI	GCI	1	0.131	100.27
Monroe	Key West Resort Utility	PAA&LI	OPAA	0.015	0	4.12

County	Reuse System Name	Reuse Type	Reuse Subtype	Capacity (mgd)	Flow (mgd)	Area (acres)
Monroe	Key West Resort Utility	PAA&LI	RI	0	0	0
Monroe	Key West Resort Utility	TF	NA	0.1	0.014	Not reported.
Monroe	Key West Resort Utility	WL	NA	0	0	0
Monroe	North Key Largo WWTP	PAA&LI	GCI	0.3	0	378.5
Nassau	Hilliard WWTF	WL	NA	0.48	0.346	7
Nassau	Nassau Amelia Utilities WWTF	AI	EC	0	0	0
Nassau	Nassau Amelia Utilities WWTF	AI	OC	0	0	0
Nassau	Nassau Amelia Utilities WWTF	FP	NA	0	0	Not reported.
Nassau	Nassau Amelia Utilities WWTF	GWR&IPR	AF	0	0	0
Nassau	Nassau Amelia Utilities WWTF	GWR&IPR	INJ	0	0	0
Nassau	Nassau Amelia Utilities WWTF	GWR&IPR	RIB	0	0	0
Nassau	Nassau Amelia Utilities WWTF	GWR&IPR	SWA	0	0	0
Nassau	Nassau Amelia Utilities WWTF	IND	AOF	0	0	0
Nassau	Nassau Amelia Utilities WWTF	IND	ATP	0	0	0
Nassau	Nassau Amelia Utilities WWTF	OTH	OTH	0	0	0
Nassau	Nassau Amelia Utilities WWTF	PAA&LI	GCI	1.6475	0.719	0
Nassau	Nassau Amelia Utilities WWTF	PAA&LI	OPAA	0	0	0
Nassau	Nassau Amelia Utilities WWTF	PAA&LI	RI	0	0	0
Nassau	Nassau Amelia Utilities WWTF	TF	NA	0	0	Not reported.
Nassau	Nassau Amelia Utilities WWTF	WL	NA	0	0	0
Nassau	Nassau Regional WWTF	GWR&IPR	RIB	0.19	0.098	10
Nassau	Nassau Regional WWTF	IND	ATP	2	0.339	10
Nassau	Nassau Regional WWTF	PAA&LI	GCI	1.75	0.713	200

County	Reuse System Name	Reuse Type	Reuse Subtype	Capacity (mgd)	Flow (mgd)	Area (acres)
Nassau	Nassau Regional WWTF	PAA&LI	RI	1.75	0.556	200
Okaloosa	Arbennie Pritchett Water Reclamation Facility	GWR&IPR	RIB	10	6.68	200
Okaloosa	Arbennie Pritchett Water Reclamation Facility	PAA&LI	GCI	2	0.378	100
Okaloosa	Arbennie Pritchett Water Reclamation Facility	PAA&LI	OPAA	3.8	0.405	391
Okaloosa	Crestview WWTP	AI	OC	1.53	0.7208	176
Okaloosa	Crestview WWTP	GWR&IPR	RIB	1.12	0.7825	7.65
Okaloosa	George F. French Water Reclamation Facility	GWR&IPR	AF	1.52	0.29	17
Okaloosa	George F. French Water Reclamation Facility	GWR&IPR	RIB	0.39	0.08	3.66
Okaloosa	George F. French Water Reclamation Facility	OTH	OTH	0.9	0.79	6.84
Okaloosa	George F. French Water Reclamation Facility	PAA&LI	GCI	1.9	0.28	243.1
Okaloosa	George F. French Water Reclamation Facility	PAA&LI	OPAA	1	0.48	79.4
Okaloosa	George F. French Water Reclamation Facility	PAA&LI	RI	3.75	1.43	220.9
Okaloosa	Hurlburt Field AWTP	AI	EC	0	0	0
Okaloosa	Hurlburt Field AWTP	AI	OC	0	0	0
Okaloosa	Hurlburt Field AWTP	FP	NA	0	0	Not reported.
Okaloosa	Hurlburt Field AWTP	GWR&IPR	AF	0	0	0
Okaloosa	Hurlburt Field AWTP	GWR&IPR	INJ	0	0	0
Okaloosa	Hurlburt Field AWTP	GWR&IPR	RIB	0	0	0
Okaloosa	Hurlburt Field AWTP	GWR&IPR	SWA	0	0	0
Okaloosa	Hurlburt Field AWTP	IND	AOF	0	0	0
Okaloosa	Hurlburt Field AWTP	IND	ATP	0	0.023	0
Okaloosa	Hurlburt Field AWTP	OTH	OTH	0.199	0	0
Okaloosa	Hurlburt Field AWTP	PAA&LI	GCI	0.3	0	150

County	Reuse System Name	Reuse Type	Reuse Subtype	Capacity (mgd)	Flow (mgd)	Area (acres)
Okaloosa	Hurlburt Field AWTP	PAA&LI	OPAA	0.89	0.044	0
Okaloosa	Hurlburt Field AWTP	PAA&LI	RI	0.198	0.019	58
Okaloosa	Hurlburt Field AWTP	TF	NA	0	0	Not reported.
Okaloosa	Hurlburt Field AWTP	WL	NA	0	0	0
Okaloosa	Jerry D. Mitchem WRF at Bob Sikes Industrial Park	GWR&IPR	AF	0.391	0.161	11.09
Okaloosa	Mary Esther WWTP	AI	EC	0	0	0
Okaloosa	Mary Esther WWTP	AI	OC	0.9	0.508	240
Okaloosa	Mary Esther WWTP	FP	NA	0	0	Not reported.
Okaloosa	Mary Esther WWTP	GWR&IPR	AF	0	0	0
Okaloosa	Mary Esther WWTP	GWR&IPR	INJ	0	0	0
Okaloosa	Mary Esther WWTP	GWR&IPR	RIB	0	0	0
Okaloosa	Mary Esther WWTP	GWR&IPR	SWA	0	0	0
Okaloosa	Mary Esther WWTP	IND	AOF	0	0	0
Okaloosa	Mary Esther WWTP	IND	ATP	0	0	0
Okaloosa	Mary Esther WWTP	PAA&LI	GCI	0	0	0
Okaloosa	Mary Esther WWTP	PAA&LI	OPAA	0	0	0
Okaloosa	Mary Esther WWTP	PAA&LI	RI	0	0	0
Okaloosa	Mary Esther WWTP	TF	NA	0	0	Not reported.
Okaloosa	Mary Esther WWTP	WL	NA	0	0	0
Okaloosa	NV Regional WWTF	AI	OC	3	1.349	194
Okaloosa	NV Regional WWTF	PAA&LI	GCI	1.593	0	150
Okaloosa	NV Regional WWTF	PAA&LI	OPAA	3.736	0.172	737
Okaloosa	NV Regional WWTF	PAA&LI	RI	1.264	0.388	163

County	Reuse System Name	Reuse Type	Reuse Subtype	Capacity (mgd)	Flow (mgd)	Area (acres)
Okaloosa	Okaloosa Correctional Institution WWTF	AI	EC	0	0	0
Okaloosa	Okaloosa Correctional Institution WWTF	AI	OC	0	0	0
Okaloosa	Okaloosa Correctional Institution WWTF	FP	NA	0	0	Not reported.
Okaloosa	Okaloosa Correctional Institution WWTF	GWR&IPR	AF	0	0	0
Okaloosa	Okaloosa Correctional Institution WWTF	GWR&IPR	INJ	0	0	0
Okaloosa	Okaloosa Correctional Institution WWTF	GWR&IPR	RIB	0.225	0.155	5.6
Okaloosa	Okaloosa Correctional Institution WWTF	GWR&IPR	SWA	0	0	0
Okaloosa	Okaloosa Correctional Institution WWTF	IND	AOF	0	0	0
Okaloosa	Okaloosa Correctional Institution WWTF	IND	ATP	0	0	0
Okaloosa	Okaloosa Correctional Institution WWTF	OTH	OTH	0	0	0
Okaloosa	Okaloosa Correctional Institution WWTF	PAA&LI	GCI	0	0	0
Okaloosa	Okaloosa Correctional Institution WWTF	PAA&LI	OPAA	0	0	0
Okaloosa	Okaloosa Correctional Institution WWTF	PAA&LI	RI	0	0	0
Okaloosa	Okaloosa Correctional Institution WWTF	TF	NA	0	0	Not reported.
Okaloosa	Okaloosa Correctional Institution WWTF	WL	NA	0	0	0
Okaloosa	Russell F.W. Stephenson WWTF	GWR&IPR	RIB	0.98	0.577	12.03
Okeechobee	Cemetery Road Wastewater Treatment Facility	AI	EC	0	0	0
Okeechobee	Cemetery Road Wastewater Treatment Facility	AI	OC	1.3	0.259	1,293
Okeechobee	Cemetery Road Wastewater Treatment Facility	FP	NA	0	0	Not reported.
Okeechobee	Cemetery Road Wastewater Treatment Facility	GWR&IPR	AF	0	0	0
Okeechobee	Cemetery Road Wastewater Treatment Facility	GWR&IPR	INJ	0	0	0
Okeechobee	Cemetery Road Wastewater Treatment Facility	GWR&IPR	RIB	0	0	0
Okeechobee	Cemetery Road Wastewater Treatment Facility	GWR&IPR	SWA	0	0	0

County	Reuse System Name	Reuse Type	Reuse Subtype	Capacity (mgd)	Flow (mgd)	Area (acres)
Okeechobee	Cemetery Road Wastewater Treatment Facility	IND	AOF	0	0	0
Okeechobee	Cemetery Road Wastewater Treatment Facility	IND	ATP	0	0	0
Okeechobee	Cemetery Road Wastewater Treatment Facility	OTH	OTH	0.132	0.031	17
Okeechobee	Cemetery Road Wastewater Treatment Facility	PAA&LI	GCI	0	0	0
Okeechobee	Cemetery Road Wastewater Treatment Facility	PAA&LI	OPAA	0	0	0
Okeechobee	Cemetery Road Wastewater Treatment Facility	PAA&LI	RI	0	0	0
Okeechobee	Cemetery Road Wastewater Treatment Facility	TF	NA	0	0	Not reported.
Okeechobee	Cemetery Road Wastewater Treatment Facility	WL	NA	0	0	0
Okeechobee	Okeechobee Correctional WWTF	OTH	OTH	0.2	0.258	86
Orange	Apopka WRF/Project Arrow	AI	OC	0.5	0.045	324.94
Orange	Apopka WRF/Project Arrow	IND	ATP	0.5	0.105	50
Orange	Apopka WRF/Project Arrow	OTH	OTH	4.91	0.285	118.89
Orange	Apopka WRF/Project Arrow	PAA&LI	GCI	1.49	0.339	561.6
Orange	Apopka WRF/Project Arrow	PAA&LI	OPAA	4	1.77	975
Orange	Apopka WRF/Project Arrow	PAA&LI	RI	8	5.338	2,700
Orange	Central Florida Tourism Oversight District	AI	EC	0	0	0
Orange	Central Florida Tourism Oversight District	AI	OC	0	0	0
Orange	Central Florida Tourism Oversight District	FP	NA	0	0	Not reported.
Orange	Central Florida Tourism Oversight District	GWR&IPR	AF	0	0	0
Orange	Central Florida Tourism Oversight District	GWR&IPR	INJ	0	0	0
Orange	Central Florida Tourism Oversight District	GWR&IPR	RIB	12.5	6.629	86
Orange	Central Florida Tourism Oversight District	GWR&IPR	SWA	0	0	0
Orange	Central Florida Tourism Oversight District	IND	AOF	0	0	0

County	Reuse System Name	Reuse Type	Reuse Subtype	Capacity (mgd)	Flow (mgd)	Area (acres)
Orange	Central Florida Tourism Oversight District	IND	ATP	0	0.209	0
Orange	Central Florida Tourism Oversight District	OTH	OTH	0	0.176	49
Orange	Central Florida Tourism Oversight District	PAA&LI	GCI	10	1.011	435
Orange	Central Florida Tourism Oversight District	PAA&LI	OPAA	0	4.834	1,079
Orange	Central Florida Tourism Oversight District	PAA&LI	RI	0	0	0
Orange	Central Florida Tourism Oversight District	TF	NA	0	0	Not reported.
Orange	Central Florida Tourism Oversight District	WL	NA	0	0	0
Orange	Conserv II Distribution Center	AI	EC	4.389	0.183	1,016.3
Orange	Conserv II Distribution Center	AI	OC	0.974	0.242	163
Orange	Conserv II Distribution Center	FP	NA	0	0	Not reported.
Orange	Conserv II Distribution Center	GWR&IPR	AF	0	0	0
Orange	Conserv II Distribution Center	GWR&IPR	INJ	0	0	0
Orange	Conserv II Distribution Center	GWR&IPR	RIB	43.3	14.058	Not reported.
Orange	Conserv II Distribution Center	GWR&IPR	SWA	0	0	0
Orange	Conserv II Distribution Center	IND	AOF	0	0	0
Orange	Conserv II Distribution Center	IND	ATP	0	0	0
Orange	Conserv II Distribution Center	OTH	OTH	0.103	0	40
Orange	Conserv II Distribution Center	PAA&LI	GCI	2.487	1.555	900
Orange	Conserv II Distribution Center	PAA&LI	OPAA	4.157	0.033	340.5
Orange	Conserv II Distribution Center	PAA&LI	RI	15.89	17.066	Not reported.
Orange	Conserv II Distribution Center	TF	NA	0	0	Not reported.
Orange	Conserv II Distribution Center	WL	NA	0	0	0
Orange	Fairways Country Club WWTF	AI	EC	0	0	0



County	Reuse System Name	Reuse Type	Reuse Subtype	Capacity (mgd)	Flow (mgd)	Area (acres)
Orange	Fairways Country Club WWTF	AI	OC	0	0	0
Orange	Fairways Country Club WWTF	FP	NA	0	0	Not reported.
Orange	Fairways Country Club WWTF	GWR&IPR	AF	0	0	0
Orange	Fairways Country Club WWTF	GWR&IPR	INJ	0	0	0
Orange	Fairways Country Club WWTF	GWR&IPR	RIB	0.15	0.029	0
Orange	Fairways Country Club WWTF	GWR&IPR	SWA	0	0	0
Orange	Fairways Country Club WWTF	IND	AOF	0	0	0
Orange	Fairways Country Club WWTF	IND	ATP	0	0	0
Orange	Fairways Country Club WWTF	OTH	OTH	0	0	0
Orange	Fairways Country Club WWTF	PAA&LI	GCI	0.15	0.092	56
Orange	Fairways Country Club WWTF	PAA&LI	OPAA	0	0	0
Orange	Fairways Country Club WWTF	PAA&LI	RI	0	0	0
Orange	Fairways Country Club WWTF	TF	NA	0	0	Not reported.
Orange	Fairways Country Club WWTF	WL	NA	0	0	0
Orange	Gulfstream Harbor WWTF	AI	EC	0	0	0
Orange	Gulfstream Harbor WWTF	AI	OC	0.1	0.037	3.16
Orange	Gulfstream Harbor WWTF	FP	NA	0	0	Not reported.
Orange	Gulfstream Harbor WWTF	GWR&IPR	AF	0	0	0
Orange	Gulfstream Harbor WWTF	GWR&IPR	INJ	0	0	0
Orange	Gulfstream Harbor WWTF	GWR&IPR	RIB	0	0	0
Orange	Gulfstream Harbor WWTF	GWR&IPR	SWA	0	0	0
Orange	Gulfstream Harbor WWTF	IND	AOF	0	0	0
Orange	Gulfstream Harbor WWTF	IND	ATP	0	0	0

County	Reuse System Name	Reuse Type	Reuse Subtype	Capacity (mgd)	Flow (mgd)	Area (acres)
Orange	Gulfstream Harbor WWTF	OTH	OTH	0	0	0
Orange	Gulfstream Harbor WWTF	PAA&LI	GCI	0	0	0
Orange	Gulfstream Harbor WWTF	PAA&LI	OPAA	0	0	0
Orange	Gulfstream Harbor WWTF	PAA&LI	RI	0	0	0
Orange	Gulfstream Harbor WWTF	TF	NA	0	0	Not reported.
Orange	Gulfstream Harbor WWTF	WL	NA	0	0	0
Orange	OCUD/Hamlin WRF	AI	EC	0	0	0
Orange	OCUD/Hamlin WRF	AI	OC	0	0	0
Orange	OCUD/Hamlin WRF	FP	NA	0	0	Not reported.
Orange	OCUD/Hamlin WRF	GWR&IPR	AF	0	0	0
Orange	OCUD/Hamlin WRF	GWR&IPR	INJ	0	0	0
Orange	OCUD/Hamlin WRF	GWR&IPR	RIB	0	0.417	3,725
Orange	OCUD/Hamlin WRF	GWR&IPR	SWA	0	0	0
Orange	OCUD/Hamlin WRF	IND	AOF	0	0	0
Orange	OCUD/Hamlin WRF	IND	ATP	0	0	0
Orange	OCUD/Hamlin WRF	OTH	OTH	0	0	0
Orange	OCUD/Hamlin WRF	PAA&LI	GCI	0	0	0
Orange	OCUD/Hamlin WRF	PAA&LI	OPAA	5	3.465	Not reported.
Orange	OCUD/Hamlin WRF	PAA&LI	RI	0	0	0
Orange	OCUD/Hamlin WRF	TF	NA	0	0	Not reported.
Orange	OCUD/Hamlin WRF	WL	NA	0	0	0
Orange	OCUD/Eastern Subregional WRF	AI	EC	0	0	0
Orange	OCUD/Eastern Subregional WRF	AI	OC	0	0	0

County	Reuse System Name	Reuse Type	Reuse Subtype	Capacity (mgd)	Flow (mgd)	Area (acres)
Orange	OCUD/Eastern Subregional WRF	FP	NA	0	0	Not reported.
Orange	OCUD/Eastern Subregional WRF	GWR&IPR	AF	0	0	0
Orange	OCUD/Eastern Subregional WRF	GWR&IPR	INJ	0	0	0
Orange	OCUD/Eastern Subregional WRF	GWR&IPR	RIB	2.5	1.4995	90
Orange	OCUD/Eastern Subregional WRF	GWR&IPR	SWA	0	0	0
Orange	OCUD/Eastern Subregional WRF	IND	AOF	0	0	0
Orange	OCUD/Eastern Subregional WRF	IND	ATP	0	0	0
Orange	OCUD/Eastern Subregional WRF	OTH	OTH	13	4.9879	93
Orange	OCUD/Eastern Subregional WRF	PAA&LI	GCI	0	0	0
Orange	OCUD/Eastern Subregional WRF	PAA&LI	OPAA	5.75	4.0111	Not reported.
Orange	OCUD/Eastern Subregional WRF	PAA&LI	RI	0	0	0
Orange	OCUD/Eastern Subregional WRF	TF	NA	0	0	Not reported.
Orange	OCUD/Eastern Subregional WRF	WL	NA	10	8.7253	300
Orange	OCUD/Northwest Water Reclamation Facility	AI	EC	0	0	0
Orange	OCUD/Northwest Water Reclamation Facility	AI	OC	0	0	0
Orange	OCUD/Northwest Water Reclamation Facility	FP	NA	0	0	Not reported.
Orange	OCUD/Northwest Water Reclamation Facility	GWR&IPR	AF	0	0	0
Orange	OCUD/Northwest Water Reclamation Facility	GWR&IPR	INJ	0	0	0
Orange	OCUD/Northwest Water Reclamation Facility	GWR&IPR	RIB	4.9	0.587	44.2
Orange	OCUD/Northwest Water Reclamation Facility	GWR&IPR	SWA	0	0	0
Orange	OCUD/Northwest Water Reclamation Facility	IND	AOF	0	0	0
Orange	OCUD/Northwest Water Reclamation Facility	IND	ATP	0	0	0
Orange	OCUD/Northwest Water Reclamation Facility	OTH	OTH	0	0	0

County	Reuse System Name	Reuse Type	Reuse Subtype	Capacity (mgd)	Flow (mgd)	Area (acres)
Orange	OCUD/Northwest Water Reclamation Facility	PAA&LI	GCI	0	0	0
Orange	OCUD/Northwest Water Reclamation Facility	PAA&LI	OPAA	7.2	3.167	0
Orange	OCUD/Northwest Water Reclamation Facility	PAA&LI	RI	0	0	0
Orange	OCUD/Northwest Water Reclamation Facility	TF	NA	0.05	0.003	Not reported.
Orange	OCUD/Northwest Water Reclamation Facility	WL	NA	3.94	2.784	67.4
Orange	OCUD/South WRF	AI	EC	26.88	12.239	1,141.3
Orange	OCUD/South WRF	AI	OC	1.59	0	163
Orange	OCUD/South WRF	FP	NA	0	0	Not reported.
Orange	OCUD/South WRF	GWR&IPR	AF	0	0	0
Orange	OCUD/South WRF	GWR&IPR	INJ	0	0	0
Orange	OCUD/South WRF	GWR&IPR	RIB	19.6	9.495	4,004
Orange	OCUD/South WRF	GWR&IPR	SWA	0	0	0
Orange	OCUD/South WRF	IND	AOF	2.45	0.035	607
Orange	OCUD/South WRF	IND	ATP	2.3	1.192	50
Orange	OCUD/South WRF	OTH	OTH	0	0	0
Orange	OCUD/South WRF	PAA&LI	GCI	8.28	1.178	2,392
Orange	OCUD/South WRF	PAA&LI	OPAA	7.58	6.623	2,539
Orange	OCUD/South WRF	PAA&LI	RI	5	1.768	2,252
Orange	OCUD/South WRF	TF	NA	0	0.002	Not reported.
Orange	OCUD/South WRF	WL	NA	0	0	0
Orange	Ocoee WWTF	AI	EC	0	0	Not reported.
Orange	Ocoee WWTF	AI	OC	0	0	Not reported.
Orange	Ocoee WWTF	FP	NA	0	0	Not reported.

County	Reuse System Name	Reuse Type	Reuse Subtype	Capacity (mgd)	Flow (mgd)	Area (acres)
Orange	Ocoee WWTF	GWR&IPR	AF	0	0	Not reported.
Orange	Ocoee WWTF	GWR&IPR	INJ	0	0	Not reported.
Orange	Ocoee WWTF	GWR&IPR	RIB	1.1	0.108	19.7
Orange	Ocoee WWTF	GWR&IPR	SWA	0	0	Not reported.
Orange	Ocoee WWTF	IND	AOF	0	0	0
Orange	Ocoee WWTF	IND	ATP	0	0	0
Orange	Ocoee WWTF	OTH	OTH	0	2.082	0
Orange	Ocoee WWTF	PAA&LI	GCI	1	0.034	260
Orange	Ocoee WWTF	PAA&LI	OPAA	28	0.465	Not reported.
Orange	Ocoee WWTF	PAA&LI	RI	1.89	1.733	Not reported.
Orange	Ocoee WWTF	TF	NA	0	0	Not reported.
Orange	Ocoee WWTF	WL	NA	0	0	0
Orange	Orlando/Conserv II WRF	AI	EC	0	0	0
Orange	Orlando/Conserv II WRF	AI	OC	0	0	0
Orange	Orlando/Conserv II WRF	FP	NA	0	0	Not reported.
Orange	Orlando/Conserv II WRF	GWR&IPR	AF	0	0	0
Orange	Orlando/Conserv II WRF	GWR&IPR	INJ	0	0	0
Orange	Orlando/Conserv II WRF	GWR&IPR	RIB	0	0	0
Orange	Orlando/Conserv II WRF	GWR&IPR	SWA	0	0	0
Orange	Orlando/Conserv II WRF	IND	AOF	0	0	0
Orange	Orlando/Conserv II WRF	IND	ATP	0	0	0
Orange	Orlando/Conserv II WRF	OTH	OTH	55.34	12.218	6,713.8
Orange	Orlando/Conserv II WRF	PAA&LI	GCI	1.648	0.5367	213

County	Reuse System Name	Reuse Type	Reuse Subtype	Capacity (mgd)	Flow (mgd)	Area (acres)
Orange	Orlando/Conserv II WRF	PAA&LI	OPAA	4.805	2.8423	1,242.13
Orange	Orlando/Conserv II WRF	PAA&LI	RI	0.619	0.161	160.16
Orange	Orlando/Conserv II WRF	TF	NA	0	0	Not reported.
Orange	Orlando/Conserv II WRF	WL	NA	0	0	0
Orange	Orlando/Conserv I WWTF	AI	EC	0	0	0
Orange	Orlando/Conserv I WWTF	AI	OC	0	0	0
Orange	Orlando/Conserv I WWTF	FP	NA	0	0	Not reported.
Orange	Orlando/Conserv I WWTF	GWR&IPR	AF	0	0	0
Orange	Orlando/Conserv I WWTF	GWR&IPR	INJ	0	0	0
Orange	Orlando/Conserv I WWTF	GWR&IPR	RIB	2	0.09	33.55
Orange	Orlando/Conserv I WWTF	GWR&IPR	SWA	0	0	0
Orange	Orlando/Conserv I WWTF	IND	AOF	0	0	0
Orange	Orlando/Conserv I WWTF	IND	ATP	0.27	0	85
Orange	Orlando/Conserv I WWTF	OTH	OTH	Not reported.	4.79	Not reported.
Orange	Orlando/Conserv I WWTF	PAA&LI	GCI	1.101	0.12	142.35
Orange	Orlando/Conserv I WWTF	PAA&LI	OPAA	15.243	6.198	4,064.94
Orange	Orlando/Conserv I WWTF	PAA&LI	RI	9.646	2.55	2,940.8
Orange	Orlando/Conserv I WWTF	TF	NA	0	0	Not reported.
Orange	Orlando/Conserv I WWTF	WL	NA	35	19.08	1,650
Orange	Rock Springs MHP WWTF	GWR&IPR	RIB	0.15	0.11	4.2
Orange	Wedgfield WWTF	FP	NA	0	0	Not reported.
Orange	Wedgfield WWTF	GWR&IPR	AF	0	0	0
Orange	Wedgfield WWTF	GWR&IPR	INJ	0	0	0

County	Reuse System Name	Reuse Type	Reuse Subtype	Capacity (mgd)	Flow (mgd)	Area (acres)
Orange	Wedgfield WWTF	GWR&IPR	RIB	2.15	0.011	0.92
Orange	Wedgfield WWTF	GWR&IPR	SWA	0	0	0
Orange	Wedgfield WWTF	IND	AOF	0	0	0
Orange	Wedgfield WWTF	IND	ATP	0	0.03	0
Orange	Wedgfield WWTF	OTH	OTH	0.06	0	31.77
Orange	Wedgfield WWTF	PAA&LI	GCI	0.27	0.248	120
Orange	Wedgfield WWTF	TF	NA	0	0	Not reported.
Orange	Wedgfield WWTF	WL	NA	0	0	0
Orange	Winter Garden WWTF	GWR&IPR	RIB	1.75	0	0
Orange	Winter Garden WWTF	PAA&LI	GCI	0.75	0.59	141
Orange	Winter Garden WWTF	PAA&LI	RI	4	1.59	1,210
Orange	Winter Park Estates WWTF	AI	EC	0	0	0
Orange	Winter Park Estates WWTF	AI	OC	0	0	0
Orange	Winter Park Estates WWTF	FP	NA	0	0	Not reported.
Orange	Winter Park Estates WWTF	GWR&IPR	AF	0	0	0
Orange	Winter Park Estates WWTF	GWR&IPR	INJ	0	0	0
Orange	Winter Park Estates WWTF	GWR&IPR	RIB	0	0	0
Orange	Winter Park Estates WWTF	GWR&IPR	SWA	0	0	0
Orange	Winter Park Estates WWTF	IND	AOF	0	0	0
Orange	Winter Park Estates WWTF	IND	ATP	0	0.009	7.73
Orange	Winter Park Estates WWTF	OTH	OTH	0	0	0
Orange	Winter Park Estates WWTF	PAA&LI	GCI	0.345	0.168	198
Orange	Winter Park Estates WWTF	PAA&LI	OPAA	0.27	0.097	115.6

County	Reuse System Name	Reuse Type	Reuse Subtype	Capacity (mgd)	Flow (mgd)	Area (acres)
Orange	Winter Park Estates WWTF	PAA&LI	RI	0	0	0
Orange	Winter Park Estates WWTF	TF	NA	0	0	Not reported.
Orange	Winter Park Estates WWTF	WL	NA	0	0	0
Osceola	Southport Park	GWR&IPR	RIB	0.016	0.001	0.2
Osceola	Sunbridge Water Reclamation Facility (WRF)	PAA&LI	OPAA	0.04	0.04	9.95
Osceola	Sunbridge Water Reclamation Facility (WRF)	PAA&LI	RI	1.02	0.358	262.47
Osceola	TWA/Harmony Community Dev. District WWTF	GWR&IPR	RIB	0.18	0.012	2.09
Osceola	TWA/Harmony Community Dev. District WWTF	PAA&LI	RI	0.499	0.414	264
Osceola	TWA/Sandhill Road WWTF	GWR&IPR	RIB	2	0.416	12
Osceola	TWA/Sandhill Road WWTF	PAA&LI	GCI	0.65	0.139	76.98
Osceola	TWA/Sandhill Road WWTF	PAA&LI	OPAA	3.483	0	595.2
Osceola	TWA/Sandhill Road WWTF	PAA&LI	RI	6.5	5.367	460.3
Osceola	TWA/South Bermuda	AI	OC	1.6	0.308	180
Osceola	TWA/South Bermuda	GWR&IPR	RIB	9.74	3.487	47.7
Osceola	TWA/South Bermuda	IND	AOF	3.72	2.6	0.94
Osceola	TWA/South Bermuda	PAA&LI	GCI	4.038	2.969	320
Osceola	TWA/South Bermuda	PAA&LI	OPAA	13.72	7.018	2,673
Osceola	TWA/South Bermuda	PAA&LI	RI	6.739	2.444	1419
Osceola	TWA/Southside WRF	PAA&LI	GCI	0.573	0.402	219
Osceola	TWA/Southside WRF	PAA&LI	RI	7.927	4.536	2,572
Osceola	TWA/Cypress West	GWR&IPR	RIB	0.943	0.207	20
Osceola	TWA/Cypress West	PAA&LI	GCI	1.493	0.385	223.85
Osceola	TWA/Cypress West	PAA&LI	OPAA	0.616	0.02	37.65



County	Reuse System Name	Reuse Type	Reuse Subtype	Capacity (mgd)	Flow (mgd)	Area (acres)
Osceola	TWA/Cypress West	PAA&LI	RI	7.678	4.276	1,000
Osceola	TWA/Parkway WWTF	GWR&IPR	RIB	1.5	0.324	36
Osceola	TWA/Parkway WWTF	PAA&LI	GCI	0.491	0.382	183
Osceola	TWA/Parkway WWTF	PAA&LI	OPAA	0.249	0.023	95
Osceola	TWA/Parkway WWTF	PAA&LI	RI	0.61	0.331	407
Palm Beach	City of Boca Raton WWTP	IND	ATP	2	1.038	50
Palm Beach	City of Boca Raton WWTP	PAA&LI	GCI	9	4.344	1,400
Palm Beach	City of Boca Raton WWTP	PAA&LI	OPAA	4	3.255	1,050
Palm Beach	City of Boca Raton WWTP	PAA&LI	RI	2.5	1.912	422
Palm Beach	Central Region Reclaimed Water Facility	AI	EC	0	0	0
Palm Beach	Central Region Reclaimed Water Facility	AI	OC	0	0	0
Palm Beach	Central Region Reclaimed Water Facility	FP	NA	0	0	Not reported.
Palm Beach	Central Region Reclaimed Water Facility	GWR&IPR	AF	0	0	0
Palm Beach	Central Region Reclaimed Water Facility	GWR&IPR	INJ	0	0	0
Palm Beach	Central Region Reclaimed Water Facility	GWR&IPR	RIB	0	0	0
Palm Beach	Central Region Reclaimed Water Facility	GWR&IPR	SWA	0	0	0
Palm Beach	Central Region Reclaimed Water Facility	IND	AOF	0	0	0
Palm Beach	Central Region Reclaimed Water Facility	IND	ATP	0	0	0
Palm Beach	Central Region Reclaimed Water Facility	OTH	OTH	0	0	0
Palm Beach	Central Region Reclaimed Water Facility	PAA&LI	GCI	2	0.039	101.2
Palm Beach	Central Region Reclaimed Water Facility	PAA&LI	OPAA	0.14	0	13.2
Palm Beach	Central Region Reclaimed Water Facility	PAA&LI	RI	1.75	0.367	287.5
Palm Beach	Central Region Reclaimed Water Facility	TF	NA	0	0	Not reported.

County	Reuse System Name	Reuse Type	Reuse Subtype	Capacity (mgd)	Flow (mgd)	Area (acres)
Palm Beach	Central Region Reclaimed Water Facility	WL	NA	0	0	0
Palm Beach	East Central Regional Water Reclamation Facility	AI	EC	0	0	0
Palm Beach	East Central Regional Water Reclamation Facility	AI	OC	0	0	0
Palm Beach	East Central Regional Water Reclamation Facility	FP	NA	0	0	Not reported.
Palm Beach	East Central Regional Water Reclamation Facility	GWR&IPR	AF	0	0	0
Palm Beach	East Central Regional Water Reclamation Facility	GWR&IPR	INJ	0	0	0
Palm Beach	East Central Regional Water Reclamation Facility	GWR&IPR	RIB	0	0	0
Palm Beach	East Central Regional Water Reclamation Facility	GWR&IPR	SWA	0	0	0
Palm Beach	East Central Regional Water Reclamation Facility	IND	AOF	22	19	0
Palm Beach	East Central Regional Water Reclamation Facility	IND	ATP	0	0	0
Palm Beach	East Central Regional Water Reclamation Facility	OTH	OTH	0	0	0
Palm Beach	East Central Regional Water Reclamation Facility	PAA&LI	GCI	0	0	0
Palm Beach	East Central Regional Water Reclamation Facility	PAA&LI	OPAA	0.7	0	0
Palm Beach	East Central Regional Water Reclamation Facility	PAA&LI	RI	0	0	0
Palm Beach	East Central Regional Water Reclamation Facility	TF	NA	0	0	Not reported.
Palm Beach	East Central Regional Water Reclamation Facility	WL	NA	0	0	0
Palm Beach	Loxahatchee Env. Control Dist. WWTP	AI	EC	0	0	0
Palm Beach	Loxahatchee Env. Control Dist. WWTP	AI	OC	0	0	0
Palm Beach	Loxahatchee Env. Control Dist. WWTP	FP	NA	0	0	Not reported.
Palm Beach	Loxahatchee Env. Control Dist. WWTP	GWR&IPR	AF	0	0	0
Palm Beach	Loxahatchee Env. Control Dist. WWTP	GWR&IPR	INJ	0	0	0
Palm Beach	Loxahatchee Env. Control Dist. WWTP	GWR&IPR	RIB	0	0	0
Palm Beach	Loxahatchee Env. Control Dist. WWTP	GWR&IPR	SWA	0	0	0

County	Reuse System Name	Reuse Type	Reuse Subtype	Capacity (mgd)	Flow (mgd)	Area (acres)
Palm Beach	Loxahatchee Env. Control Dist. WWTP	IND	AOF	0	0	0
Palm Beach	Loxahatchee Env. Control Dist. WWTP	IND	ATP	0	1.13	0
Palm Beach	Loxahatchee Env. Control Dist. WWTP	OTH	OTH	0	0	0
Palm Beach	Loxahatchee Env. Control Dist. WWTP	PAA&LI	GCI	7.77	4.16	1,872
Palm Beach	Loxahatchee Env. Control Dist. WWTP	PAA&LI	OPAA	1.1	0.58	387
Palm Beach	Loxahatchee Env. Control Dist. WWTP	PAA&LI	RI	2.55	0.99	453
Palm Beach	Loxahatchee Env. Control Dist. WWTP	TF	NA	0	0	Not reported.
Palm Beach	Loxahatchee Env. Control Dist. WWTP	WL	NA	0	0	0
Palm Beach	Okeelanta Corporation	GWR&IPR	RIB	0.225	0.0286	3
Palm Beach	Palm Beach County Southern Region Water Reclamation Facility	AI	EC	0	0	0
Palm Beach	Palm Beach County Southern Region Water Reclamation Facility	AI	OC	0	0	0
Palm Beach	Palm Beach County Southern Region Water Reclamation Facility	FP	NA	0	0	Not reported.
Palm Beach	Palm Beach County Southern Region Water Reclamation Facility	GWR&IPR	AF	0	0	0
Palm Beach	Palm Beach County Southern Region Water Reclamation Facility	GWR&IPR	INJ	0	0	0
Palm Beach	Palm Beach County Southern Region Water Reclamation Facility	GWR&IPR	RIB	0	0	0
Palm Beach	Palm Beach County Southern Region Water Reclamation Facility	GWR&IPR	SWA	0	0	0
Palm Beach	Palm Beach County Southern Region Water Reclamation Facility	IND	AOF	0	0	0
Palm Beach	Palm Beach County Southern Region Water Reclamation Facility	IND	ATP	0	0	0
Palm Beach	Palm Beach County Southern Region Water Reclamation Facility	OTH	OTH	5	1.96	0
Palm Beach	Palm Beach County Southern Region Water Reclamation Facility	PAA&LI	GCI	6.18	2.42	945.4
Palm Beach	Palm Beach County Southern Region Water Reclamation Facility	PAA&LI	OPAA	3.012	0.43	215.01
Palm Beach	Palm Beach County Southern Region Water Reclamation Facility	PAA&LI	RI	28.38	5.79	2,176.6
Palm Beach	Palm Beach County Southern Region Water Reclamation Facility	TF	NA	0	0	Not reported.

County	Reuse System Name	Reuse Type	Reuse Subtype	Capacity (mgd)	Flow (mgd)	Area (acres)
Palm Beach	Palm Beach County Southern Region Water Reclamation Facility	WL	NA	5	2.09	125
Palm Beach	Seacoast Utilities Authority PGA Regional WWTF	AI	EC	0	0	Not reported.
Palm Beach	Seacoast Utilities Authority PGA Regional WWTF	AI	OC	0	0	Not reported.
Palm Beach	Seacoast Utilities Authority PGA Regional WWTF	FP	NA	0	0	Not reported.
Palm Beach	Seacoast Utilities Authority PGA Regional WWTF	GWR&IPR	AF	0	0	Not reported.
Palm Beach	Seacoast Utilities Authority PGA Regional WWTF	GWR&IPR	INJ	0	0	Not reported.
Palm Beach	Seacoast Utilities Authority PGA Regional WWTF	GWR&IPR	RIB	0	0	Not reported.
Palm Beach	Seacoast Utilities Authority PGA Regional WWTF	GWR&IPR	SWA	0	0	Not reported.
Palm Beach	Seacoast Utilities Authority PGA Regional WWTF	IND	AOF	0	0	Not reported.
Palm Beach	Seacoast Utilities Authority PGA Regional WWTF	IND	ATP	0	0	Not reported.
Palm Beach	Seacoast Utilities Authority PGA Regional WWTF	PAA&LI	GCI	6.45	5.773	Not reported.
Palm Beach	Seacoast Utilities Authority PGA Regional WWTF	PAA&LI	OPAA	0.825	0.505	Not reported.
Palm Beach	Seacoast Utilities Authority PGA Regional WWTF	PAA&LI	RI	3.255	2.213	Not reported.
Palm Beach	Seacoast Utilities Authority PGA Regional WWTF	TF	NA	0	0	Not reported.
Palm Beach	Seacoast Utilities Authority PGA Regional WWTF	WL	NA	0	Not reported.	Not reported.
Palm Beach	South Central Regional WWTP	IND	ATP	1.5	0.07	40
Palm Beach	South Central Regional WWTP	PAA&LI	GCI	6.44	5.61	2,064
Palm Beach	South Central Regional WWTP	PAA&LI	OPAA	1.79	0.56	156
Palm Beach	South Central Regional WWTP	PAA&LI	RI	2.77	0.84	178
Palm Beach	Village of Wellington WWTP	GWR&IPR	RIB	0.23	0	20
Palm Beach	Village of Wellington WWTP	PAA&LI	OPAA	4.12	0.333	75
Palm Beach	Western Region North WWTP	AI	EC	0	0	0
Palm Beach	Western Region North WWTP	AI	OC	0	0	0

County	Reuse System Name	Reuse Type	Reuse Subtype	Capacity (mgd)	Flow (mgd)	Area (acres)
Palm Beach	Western Region North WWTP	FP	NA	0	0	Not reported.
Palm Beach	Western Region North WWTP	GWR&IPR	AF	0	0	0
Palm Beach	Western Region North WWTP	GWR&IPR	INJ	0	0	0
Palm Beach	Western Region North WWTP	GWR&IPR	RIB	0.08	0.006	1.89
Palm Beach	Western Region North WWTP	GWR&IPR	SWA	0	0	0
Palm Beach	Western Region North WWTP	IND	AOF	0	0	0
Palm Beach	Western Region North WWTP	IND	ATP	0	0	0
Palm Beach	Western Region North WWTP	OTH	OTH	0	0	0
Palm Beach	Western Region North WWTP	PAA&LI	GCI	0	0	0
Palm Beach	Western Region North WWTP	PAA&LI	OPAA	0	0	0
Palm Beach	Western Region North WWTP	PAA&LI	RI	0	0	0
Palm Beach	Western Region North WWTP	TF	NA	0	0	Not reported.
Palm Beach	Western Region North WWTP	WL	NA	0	0	0
Palm Beach	Western Region WWTF	AI	EC	0	0	0
Palm Beach	Western Region WWTF	AI	OC	0	0	0
Palm Beach	Western Region WWTF	FP	NA	0	0	Not reported.
Palm Beach	Western Region WWTF	GWR&IPR	AF	0	0	0
Palm Beach	Western Region WWTF	GWR&IPR	INJ	0	0	0
Palm Beach	Western Region WWTF	GWR&IPR	RIB	0.603	0.141	7.4
Palm Beach	Western Region WWTF	GWR&IPR	SWA	0	0	0
Palm Beach	Western Region WWTF	IND	AOF	0	0	0
Palm Beach	Western Region WWTF	IND	ATP	0	0	0
Palm Beach	Western Region WWTF	OTH	OTH	0	0	0

County	Reuse System Name	Reuse Type	Reuse Subtype	Capacity (mgd)	Flow (mgd)	Area (acres)
Palm Beach	Western Region WWTF	PAA&LI	GCI	0	0	0
Palm Beach	Western Region WWTF	PAA&LI	OPAA	0	0	0
Palm Beach	Western Region WWTF	PAA&LI	RI	0	0	0
Palm Beach	Western Region WWTF	TF	NA	0	0	Not reported.
Palm Beach	Western Region WWTF	WL	NA	0	0	0
Pasco	Dade City WWTP	AI	OC	1.28	0.113	704
Pasco	Dade City WWTP	GWR&IPR	RIB	1	0.593	24
Pasco	Forest Lake Estates WWTP	AI	EC	0	0	0
Pasco	Forest Lake Estates WWTP	AI	OC	0.216	0.071	34.7
Pasco	Forest Lake Estates WWTP	FP	NA	0	0	Not reported.
Pasco	Forest Lake Estates WWTP	GWR&IPR	AF	0	0	0
Pasco	Forest Lake Estates WWTP	GWR&IPR	INJ	0	0	0
Pasco	Forest Lake Estates WWTP	GWR&IPR	RIB	0	0	0
Pasco	Forest Lake Estates WWTP	GWR&IPR	SWA	0	0	0
Pasco	Forest Lake Estates WWTP	IND	AOF	0	0	0
Pasco	Forest Lake Estates WWTP	IND	ATP	0	0	0
Pasco	Forest Lake Estates WWTP	OTH	OTH	0	0	0
Pasco	Forest Lake Estates WWTP	PAA&LI	GCI	0	0	0
Pasco	Forest Lake Estates WWTP	PAA&LI	OPAA	0	0	0
Pasco	Forest Lake Estates WWTP	PAA&LI	RI	0	0	0
Pasco	Forest Lake Estates WWTP	TF	NA	0	0	Not reported.
Pasco	Forest Lake Estates WWTP	WL	NA	0	0	0
Pasco	City of New Port Richey WWTF	IND	ATP	4.2	0.395	9

County	Reuse System Name	Reuse Type	Reuse Subtype	Capacity (mgd)	Flow (mgd)	Area (acres)
Pasco	City of New Port Richey WWTF	OTH	OTH	7.5	3.693	211
Pasco	City of New Port Richey WWTF	PAA&LI	OPAA	4.2	0.753	234
Pasco	Pasco County Master Reuse System	GWR&IPR	RIB	11.643	3.834	174
Pasco	Pasco County Master Reuse System	IND	AOF	0.797	0.797	80
Pasco	Pasco County Master Reuse System	IND	ATP	0.3	0.3	Not reported.
Pasco	Pasco County Master Reuse System	PAA&LI	GCI	4.4	4.4	2,398
Pasco	Pasco County Master Reuse System	PAA&LI	OPAA	5.699	5.699	819
Pasco	Pasco County Master Reuse System	PAA&LI	RI	12.4	12.4	1,587
Pasco	Seven Springs WWTF	AI	EC	0	0	0
Pasco	Seven Springs WWTF	AI	OC	0	0.015	0
Pasco	Seven Springs WWTF	FP	NA	0	0	Not reported.
Pasco	Seven Springs WWTF	GWR&IPR	AF	0	0	0
Pasco	Seven Springs WWTF	GWR&IPR	INJ	0	0	0
Pasco	Seven Springs WWTF	GWR&IPR	RIB	0	0.206	0
Pasco	Seven Springs WWTF	GWR&IPR	SWA	0	0	0
Pasco	Seven Springs WWTF	IND	AOF	0	0	0
Pasco	Seven Springs WWTF	IND	ATP	0	0	0
Pasco	Seven Springs WWTF	OTH	OTH	0	0.001	0
Pasco	Seven Springs WWTF	PAA&LI	GCI	0.427	0.058	138
Pasco	Seven Springs WWTF	PAA&LI	OPAA	0.402	0.376	394
Pasco	Seven Springs WWTF	PAA&LI	RI	2.127	0.889	542
Pasco	Seven Springs WWTF	TF	NA	0	0	Not reported.
Pasco	Seven Springs WWTF	WL	NA	0	0	0

County	Reuse System Name	Reuse Type	Reuse Subtype	Capacity (mgd)	Flow (mgd)	Area (acres)
Pasco	Travelers Rest WWTF	AI	EC	0	0	0
Pasco	Travelers Rest WWTF	AI	OC	0	0	0
Pasco	Travelers Rest WWTF	FP	NA	0	0	Not reported.
Pasco	Travelers Rest WWTF	GWR&IPR	AF	0	0	0
Pasco	Travelers Rest WWTF	GWR&IPR	INJ	0	0	0
Pasco	Travelers Rest WWTF	GWR&IPR	RIB	0	0	0
Pasco	Travelers Rest WWTF	GWR&IPR	SWA	0	0	0
Pasco	Travelers Rest WWTF	IND	AOF	0	0	0
Pasco	Travelers Rest WWTF	IND	ATP	0	0	0
Pasco	Travelers Rest WWTF	OTH	OTH	0.65	0.35	1
Pasco	Travelers Rest WWTF	PAA&LI	GCI	0	0	0
Pasco	Travelers Rest WWTF	PAA&LI	OPAA	0.035	0.009	20
Pasco	Travelers Rest WWTF	PAA&LI	RI	0	0	0
Pasco	Travelers Rest WWTF	TF	NA	0	0	Not reported.
Pasco	Travelers Rest WWTF	WL	NA	0	0	0
Pinellas	City of Clearwater Master Reuse System	AI	EC	0	0	0
Pinellas	City of Clearwater Master Reuse System	AI	OC	0	0	0
Pinellas	City of Clearwater Master Reuse System	FP	NA	0	0	Not reported.
Pinellas	City of Clearwater Master Reuse System	GWR&IPR	AF	0	0	0
Pinellas	City of Clearwater Master Reuse System	GWR&IPR	INJ	0	0	0
Pinellas	City of Clearwater Master Reuse System	GWR&IPR	RIB	0	0	0
Pinellas	City of Clearwater Master Reuse System	GWR&IPR	SWA	0	0	0
Pinellas	City of Clearwater Master Reuse System	IND	AOF	0	0	0



County	Reuse System Name	Reuse Type	Reuse Subtype	Capacity (mgd)	Flow (mgd)	Area (acres)
Pinellas	City of Clearwater Master Reuse System	IND	ATP	0	0.5	0
Pinellas	City of Clearwater Master Reuse System	OTH	OTH	0	0	0
Pinellas	City of Clearwater Master Reuse System	PAA&LI	GCI	0.965	0.833	570
Pinellas	City of Clearwater Master Reuse System	PAA&LI	OPAA	13.789	0.1	3,558
Pinellas	City of Clearwater Master Reuse System	PAA&LI	RI	8.046	2.526	2,192
Pinellas	City of Clearwater Master Reuse System	TF	NA	0	0	Not reported.
Pinellas	City of Clearwater Master Reuse System	WL	NA	0	0	0
Pinellas	City of Dunedin AWWTF	AI	EC	0	0	0
Pinellas	City of Dunedin AWWTF	AI	OC	0	0	0
Pinellas	City of Dunedin AWWTF	FP	NA	0	0	Not reported.
Pinellas	City of Dunedin AWWTF	GWR&IPR	AF	0	0	0
Pinellas	City of Dunedin AWWTF	GWR&IPR	INJ	0	0	0
Pinellas	City of Dunedin AWWTF	GWR&IPR	RIB	0	0	0
Pinellas	City of Dunedin AWWTF	GWR&IPR	SWA	0	0	0
Pinellas	City of Dunedin AWWTF	IND	AOF	0	0	0
Pinellas	City of Dunedin AWWTF	IND	ATP	0	0	0
Pinellas	City of Dunedin AWWTF	OTH	OTH	0	0	0
Pinellas	City of Dunedin AWWTF	PAA&LI	GCI	1	0.1	143
Pinellas	City of Dunedin AWWTF	PAA&LI	OPAA	2	0.7	374
Pinellas	City of Dunedin AWWTF	PAA&LI	RI	3	2	786
Pinellas	City of Dunedin AWWTF	TF	NA	0	0	Not reported.
Pinellas	City of Dunedin AWWTF	WL	NA	0	0	0
Pinellas	City of Largo	AI	EC	0	0	0

County	Reuse System Name	Reuse Type	Reuse Subtype	Capacity (mgd)	Flow (mgd)	Area (acres)
Pinellas	City of Largo	AI	OC	0.5	0	0
Pinellas	City of Largo	FP	NA	0	0	Not reported.
Pinellas	City of Largo	GWR&IPR	AF	0	0	0
Pinellas	City of Largo	GWR&IPR	INJ	0	0	0
Pinellas	City of Largo	GWR&IPR	RIB	0	0	0
Pinellas	City of Largo	GWR&IPR	SWA	0	0	0
Pinellas	City of Largo	IND	AOF	3	1.54	0
Pinellas	City of Largo	IND	ATP	1	0	0
Pinellas	City of Largo	OTH	OTH	0	0	0
Pinellas	City of Largo	PAA&LI	GCI	3.5	0.405	614
Pinellas	City of Largo	PAA&LI	OPAA	2.5	0.395	2,270.23
Pinellas	City of Largo	PAA&LI	RI	7.5	3.9	438
Pinellas	City of Largo	TF	NA	0	0	Not reported.
Pinellas	City of Largo	WL	NA	0	0	0
Pinellas	On Top of The World WWTP	PAA&LI	GCI	0.6	0.1679	52
Pinellas	On Top of The World WWTP	PAA&LI	RI	0.6	0.2147	54
Pinellas	South Cross Bayou WRF	IND	ATP	2	1.02	Not reported.
Pinellas	South Cross Bayou WRF	PAA&LI	GCI	1	0.46	Not reported.
Pinellas	South Cross Bayou WRF	PAA&LI	OPAA	2	1.39	Not reported.
Pinellas	South Cross Bayou WRF	PAA&LI	RI	28	6.52	36,480
Pinellas	St. Petersburg Master Urban Reuse System	AI	EC	0	0	0
Pinellas	St. Petersburg Master Urban Reuse System	AI	OC	0	0	0
Pinellas	St. Petersburg Master Urban Reuse System	FP	NA	0	0	Not reported.

County	Reuse System Name	Reuse Type	Reuse Subtype	Capacity (mgd)	Flow (mgd)	Area (acres)
Pinellas	St. Petersburg Master Urban Reuse System	GWR&IPR	AF	0	0	0
Pinellas	St. Petersburg Master Urban Reuse System	GWR&IPR	INJ	0	0	0
Pinellas	St. Petersburg Master Urban Reuse System	GWR&IPR	RIB	0	0	0
Pinellas	St. Petersburg Master Urban Reuse System	GWR&IPR	SWA	0	0	0
Pinellas	St. Petersburg Master Urban Reuse System	IND	AOF	11.5	3.87	0
Pinellas	St. Petersburg Master Urban Reuse System	IND	ATP	1	0.696	24
Pinellas	St. Petersburg Master Urban Reuse System	OTH	OTH	0	0	0
Pinellas	St. Petersburg Master Urban Reuse System	PAA&LI	GCI	8.7	2.023	935
Pinellas	St. Petersburg Master Urban Reuse System	PAA&LI	OPAA	31.2	2.239	3,390
Pinellas	St. Petersburg Master Urban Reuse System	PAA&LI	RI	24	9.719	3,778
Pinellas	St. Petersburg Master Urban Reuse System	TF	NA	0	0	Not reported.
Pinellas	St. Petersburg Master Urban Reuse System	WL	NA	0	0	0
Pinellas	City of Tarpon Springs	AI	EC	0	0.0001	0
Pinellas	City of Tarpon Springs	AI	OC	0	0.0001	0
Pinellas	City of Tarpon Springs	FP	NA	0	0.0001	Not reported.
Pinellas	City of Tarpon Springs	GWR&IPR	AF	0	0.0001	0
Pinellas	City of Tarpon Springs	GWR&IPR	INJ	0	0.0001	0
Pinellas	City of Tarpon Springs	GWR&IPR	RIB	0	0.0001	0
Pinellas	City of Tarpon Springs	GWR&IPR	SWA	0	0.0001	0
Pinellas	City of Tarpon Springs	IND	AOF	0	0.004	0
Pinellas	City of Tarpon Springs	IND	ATP	0	0.022	0
Pinellas	City of Tarpon Springs	OTH	OTH	0	0.0001	0
Pinellas	City of Tarpon Springs	PAA&LI	GCI	0.194	0.231	112.9

County	Reuse System Name	Reuse Type	Reuse Subtype	Capacity (mgd)	Flow (mgd)	Area (acres)
Pinellas	City of Tarpon Springs	PAA&LI	OPAA	0.154	0.298	130.5
Pinellas	City of Tarpon Springs	PAA&LI	RI	0.6	0.936	1,432.5
Pinellas	City of Tarpon Springs	TF	NA	0	0.0001	Not reported.
Pinellas	City of Tarpon Springs	WL	NA	0	0.0001	0
Pinellas	William E. Dunn WRF	IND	ATP	Not reported.	1.232	Not reported.
Pinellas	William E. Dunn WRF	PAA&LI	GCI	9.9	0.756	1,194
Pinellas	William E. Dunn WRF	PAA&LI	OPAA	3.3	1.122	879
Pinellas	William E. Dunn WRF	PAA&LI	RI	7.4	3.738	1,351
Polk	City of Bartow WRF	IND	AOF	4	2.537	1,100
Polk	Cardinal Hill WWTF	AI	EC	0	0	0
Polk	Cardinal Hill WWTF	AI	OC	0	0	0
Polk	Cardinal Hill WWTF	FP	NA	0	0	Not reported.
Polk	Cardinal Hill WWTF	GWR&IPR	AF	0.3	0.156	29
Polk	Cardinal Hill WWTF	GWR&IPR	INJ	0	0	0
Polk	Cardinal Hill WWTF	GWR&IPR	RIB	0.1	0.03	4
Polk	Cardinal Hill WWTF	GWR&IPR	SWA	0	0	0
Polk	Cardinal Hill WWTF	IND	AOF	0	0	0
Polk	Cardinal Hill WWTF	IND	ATP	0	0	0
Polk	Cardinal Hill WWTF	OTH	OTH	0.07	0.001	0
Polk	Cardinal Hill WWTF	PAA&LI	GCI	0	0	0
Polk	Cardinal Hill WWTF	PAA&LI	OPAA	0	0	0
Polk	Cardinal Hill WWTF	PAA&LI	RI	0	0	0
Polk	Cardinal Hill WWTF	TF	NA	0	0	Not reported.

County	Reuse System Name	Reuse Type	Reuse Subtype	Capacity (mgd)	Flow (mgd)	Area (acres)
Polk	Cardinal Hill WWTF	WL	NA	0	0	0
Polk	Cypress Lakes WWTP	AI	EC	0	0	0
Polk	Cypress Lakes WWTP	AI	OC	0	0	0
Polk	Cypress Lakes WWTP	FP	NA	0	0	Not reported.
Polk	Cypress Lakes WWTP	GWR&IPR	AF	0	0	0
Polk	Cypress Lakes WWTP	GWR&IPR	INJ	0	0	0
Polk	Cypress Lakes WWTP	GWR&IPR	RIB	0	0	0
Polk	Cypress Lakes WWTP	GWR&IPR	SWA	0	0	0
Polk	Cypress Lakes WWTP	IND	AOF	0	0	0
Polk	Cypress Lakes WWTP	IND	ATP	0	0	0
Polk	Cypress Lakes WWTP	OTH	OTH	0	0	0
Polk	Cypress Lakes WWTP	PAA&LI	GCI	0.19	0.111	137
Polk	Cypress Lakes WWTP	PAA&LI	OPAA	0	0	0
Polk	Cypress Lakes WWTP	PAA&LI	RI	0	0	0
Polk	Cypress Lakes WWTP	TF	NA	0	0	Not reported.
Polk	Cypress Lakes WWTP	WL	NA	0	0	0
Polk	Dundee Regional WWTF	GWR&IPR	RIB	0.7	0.204	2.89
Polk	City of Frostproof WWTF	GWR&IPR	RIB	0.25	0.164	7.77
Polk	Lake Hamilton Wastewater Treatment Facility	GWR&IPR	RIB	0.5	0.011	4.1
Polk	City of Lake Wales WWTP	GWR&IPR	RIB	2.19	0.85	21.37
Polk	City of Lake Wales WWTP	PAA&LI	GCI	0.55	0.054	282
Polk	City of Lake Wales WWTP	PAA&LI	OPAA	0.43	0.036	119.4
Polk	City of Lake Wales WWTP	PAA&LI	RI	0.36	0.178	148

County	Reuse System Name	Reuse Type	Reuse Subtype	Capacity (mgd)	Flow (mgd)	Area (acres)
Polk	City of Lakeland/Glendale WRF	AI	EC	0	0	0
Polk	City of Lakeland/Glendale WRF	AI	OC	0	0	0
Polk	City of Lakeland/Glendale WRF	FP	NA	0	0	Not reported.
Polk	City of Lakeland/Glendale WRF	GWR&IPR	AF	0	0	0
Polk	City of Lakeland/Glendale WRF	GWR&IPR	INJ	0	0	0
Polk	City of Lakeland/Glendale WRF	GWR&IPR	RIB	0	0	0
Polk	City of Lakeland/Glendale WRF	GWR&IPR	SWA	0	0	0
Polk	City of Lakeland/Glendale WRF	IND	AOF	0	5.35	0
Polk	City of Lakeland/Glendale WRF	IND	ATP	0	0	0
Polk	City of Lakeland/Glendale WRF	OTH	OTH	0	0	0
Polk	City of Lakeland/Glendale WRF	PAA&LI	GCI	0	0	0
Polk	City of Lakeland/Glendale WRF	PAA&LI	OPAA	0	0	0
Polk	City of Lakeland/Glendale WRF	PAA&LI	RI	0	0	0
Polk	City of Lakeland/Glendale WRF	TF	NA	0	0	Not reported.
Polk	City of Lakeland/Glendale WRF	WL	NA	0	0	0
Polk	Northeast Regional WWTF	AI	EC	0	0	0
Polk	Northeast Regional WWTF	AI	OC	0	0	0
Polk	Northeast Regional WWTF	FP	NA	0	0	Not reported.
Polk	Northeast Regional WWTF	GWR&IPR	AF	0	0	0
Polk	Northeast Regional WWTF	GWR&IPR	INJ	0	0	0
Polk	Northeast Regional WWTF	GWR&IPR	RIB	4.4	0.15	174.5
Polk	Northeast Regional WWTF	GWR&IPR	SWA	0	0	0
Polk	Northeast Regional WWTF	IND	AOF	0	0	0

County	Reuse System Name	Reuse Type	Reuse Subtype	Capacity (mgd)	Flow (mgd)	Area (acres)
Polk	Northeast Regional WWTF	IND	ATP	0	0	0
Polk	Northeast Regional WWTF	OTH	OTH	0	0	0
Polk	Northeast Regional WWTF	PAA&LI	GCI	0.35	0.133	127.82
Polk	Northeast Regional WWTF	PAA&LI	OPAA	0.64	1.039	181
Polk	Northeast Regional WWTF	PAA&LI	RI	1.42	6.201	948.18
Polk	Northeast Regional WWTF	TF	NA	0	0	Not reported.
Polk	Northeast Regional WWTF	WL	NA	0	0	0
Polk	Northwest Regional WWTF	AI	EC	0	0	0
Polk	Northwest Regional WWTF	AI	OC	0.347	0.895	44.9
Polk	Northwest Regional WWTF	FP	NA	0	0	Not reported.
Polk	Northwest Regional WWTF	GWR&IPR	AF	0	0	0
Polk	Northwest Regional WWTF	GWR&IPR	INJ	0	0	0
Polk	Northwest Regional WWTF	GWR&IPR	RIB	0.043	0	1.89
Polk	Northwest Regional WWTF	GWR&IPR	SWA	0	0	0
Polk	Northwest Regional WWTF	IND	AOF	0	0	0
Polk	Northwest Regional WWTF	IND	ATP	0	0	0
Polk	Northwest Regional WWTF	OTH	OTH	0	0	0
Polk	Northwest Regional WWTF	PAA&LI	GCI	0.3	0.131	125
Polk	Northwest Regional WWTF	PAA&LI	OPAA	0.171	0.104	60
Polk	Northwest Regional WWTF	PAA&LI	RI	1.05	0.562	355.2
Polk	Northwest Regional WWTF	TF	NA	0	0	Not reported.
Polk	Northwest Regional WWTF	WL	NA	0	0	0
Polk	Outdoor Resorts at Orlando WWTF	GWR&IPR	RIB	0.125	0.112	0.58

County	Reuse System Name	Reuse Type	Reuse Subtype	Capacity (mgd)	Flow (mgd)	Area (acres)
Polk	Southwest Regional WWTP	AI	EC	0	0	0
Polk	Southwest Regional WWTP	AI	OC	0	0	0
Polk	Southwest Regional WWTP	FP	NA	0	0	Not reported.
Polk	Southwest Regional WWTP	GWR&IPR	AF	0	0	0
Polk	Southwest Regional WWTP	GWR&IPR	INJ	0	0	0
Polk	Southwest Regional WWTP	GWR&IPR	RIB	0	0	0
Polk	Southwest Regional WWTP	GWR&IPR	SWA	0	0	0
Polk	Southwest Regional WWTP	IND	AOF	3.125	1.162	0
Polk	Southwest Regional WWTP	IND	ATP	0	0	0
Polk	Southwest Regional WWTP	OTH	OTH	0	0	0
Polk	Southwest Regional WWTP	PAA&LI	GCI	0.6	0.131	380
Polk	Southwest Regional WWTP	PAA&LI	OPAA	0.42	0.128	158
Polk	Southwest Regional WWTP	PAA&LI	RI	1.98	1.357	534
Polk	Southwest Regional WWTP	TF	NA	0	0	Not reported.
Polk	Southwest Regional WWTP	WL	NA	0	0	0
Polk	Sun Ray WWTP	AI	EC	0	0	0
Polk	Sun Ray WWTP	AI	OC	0	0	0
Polk	Sun Ray WWTP	FP	NA	0	0	Not reported.
Polk	Sun Ray WWTP	GWR&IPR	AF	0	0	0
Polk	Sun Ray WWTP	GWR&IPR	INJ	0	0	0
Polk	Sun Ray WWTP	GWR&IPR	RIB	1.098	0.37	10.64
Polk	Sun Ray WWTP	GWR&IPR	SWA	0	0	0
Polk	Sun Ray WWTP	IND	AOF	0	0	0



County	Reuse System Name	Reuse Type	Reuse Subtype	Capacity (mgd)	Flow (mgd)	Area (acres)
Polk	Sun Ray WWTP	IND	ATP	0	0	0
Polk	Sun Ray WWTP	OTH	OTH	0	0	0
Polk	Sun Ray WWTP	PAA&LI	GCI	0	0	0
Polk	Sun Ray WWTP	PAA&LI	OPAA	0	0	0
Polk	Sun Ray WWTP	PAA&LI	RI	0	0	0
Polk	Sun Ray WWTP	TF	NA	0	0	Not reported.
Polk	Sun Ray WWTP	WL	NA	0	0	0
Polk	Sweetwater Golf & Tennis Club WWTP	GWR&IPR	RIB	0	0.038	0.69
Polk	Sweetwater Golf & Tennis Club WWTP	PAA&LI	GCI	0.07	0.02	30
Polk	Swiss Golf Club	GWR&IPR	AF	0.176	0.044	4.36
Polk	Swiss Golf Club	GWR&IPR	RIB	0.14	0	0.33
Polk	Swiss Village WWTF	GWR&IPR	RIB	0.141	0.033	1.02
Polk	Waverly WWTF	AI	EC	0	0	0
Polk	Waverly WWTF	AI	OC	0	0	0
Polk	Waverly WWTF	FP	NA	0	0	Not reported.
Polk	Waverly WWTF	GWR&IPR	AF	0	0	0
Polk	Waverly WWTF	GWR&IPR	INJ	0	0	0
Polk	Waverly WWTF	GWR&IPR	RIB	0.13	0.025	2.49
Polk	Waverly WWTF	GWR&IPR	SWA	0	0	0
Polk	Waverly WWTF	IND	AOF	0	0	0
Polk	Waverly WWTF	IND	ATP	0	0	0
Polk	Waverly WWTF	OTH	OTH	0	0	0
Polk	Waverly WWTF	PAA&LI	GCI	0	0	0

County	Reuse System Name	Reuse Type	Reuse Subtype	Capacity (mgd)	Flow (mgd)	Area (acres)
Polk	Waverly WWTF	PAA&LI	OPAA	0	0	0
Polk	Waverly WWTF	PAA&LI	RI	0	0	0
Polk	Waverly WWTF	TF	NA	0	0	Not reported.
Polk	Waverly WWTF	WL	NA	0	0	0
Polk	City of Winter Haven WWTP #2	AI	EC	0.5	0.107	63
Polk	City of Winter Haven WWTP #2	IND	ATP	1.984	0.176	22
Polk	City of Winter Haven WWTP #2	PAA&LI	GCI	0.454	0.221	163
Polk	City of Winter Haven WWTP #2	PAA&LI	OPAA	3.394	0.031	123.5
Polk	City of Winter Haven WWTP #2	PAA&LI	RI	1.591	0.866	185
Putnam	Bass Capital Mobile Home Park WWTF	GWR&IPR	RIB	0.01	0.003	0.12
Putnam	Crescent City WWTF	GWR&IPR	RIB	0.35	0.115	15.58
Putnam	Economy Inn Motel WWTF/Palatka	GWR&IPR	RIB	0.008	0.002	0.04
Santa Rosa	Gulf Breeze Regional Water System WRF	AI	OC	0.731	0.6	99.5
Santa Rosa	Gulf Breeze Regional Water System WRF	GWR&IPR	RIB	0.3	0.006	4
Santa Rosa	Gulf Breeze Regional Water System WRF	IND	ATP	0.015	0.005	3.9
Santa Rosa	Gulf Breeze Regional Water System WRF	PAA&LI	GCI	1.3	0.379	225
Santa Rosa	Gulf Breeze Regional Water System WRF	PAA&LI	OPAA	0.832	0.327	107.4
Santa Rosa	Gulf Breeze Regional Water System WRF	PAA&LI	RI	0.878	0.618	130.8
Santa Rosa	Holley-Navarre Wastewater Treatment Facility	GWR&IPR	RIB	0.5	0.335	9.7
Santa Rosa	Holley-Navarre Wastewater Treatment Facility	PAA&LI	GCI	1.468	1.073	144.3
Santa Rosa	Holley-Navarre Wastewater Treatment Facility	PAA&LI	OPAA	0.278	0.249	1.89
Santa Rosa	Town of Jay WWTP	AI	EC	0	0	0
Santa Rosa	Town of Jay WWTP	AI	OC	0	0	0

County	Reuse System Name	Reuse Type	Reuse Subtype	Capacity (mgd)	Flow (mgd)	Area (acres)
Santa Rosa	Town of Jay WWTP	FP	NA	0	0	Not reported.
Santa Rosa	Town of Jay WWTP	GWR&IPR	AF	0	0	0
Santa Rosa	Town of Jay WWTP	GWR&IPR	INJ	0	0	0
Santa Rosa	Town of Jay WWTP	GWR&IPR	RIB	0.12	0.053	1.58
Santa Rosa	Town of Jay WWTP	GWR&IPR	SWA	0	0	0
Santa Rosa	Town of Jay WWTP	IND	AOF	0	0	0
Santa Rosa	Town of Jay WWTP	IND	ATP	0	0	0
Santa Rosa	Town of Jay WWTP	OTH	OTH	0	0	0
Santa Rosa	Town of Jay WWTP	PAA&LI	GCI	0	0	0
Santa Rosa	Town of Jay WWTP	PAA&LI	OPAA	0	0	0
Santa Rosa	Town of Jay WWTP	PAA&LI	RI	0	0	0
Santa Rosa	Town of Jay WWTP	TF	NA	0	0	Not reported.
Santa Rosa	Town of Jay WWTP	WL	NA	0	0	0
Santa Rosa	Milton WWTF	AI	EC	0	0	0
Santa Rosa	Milton WWTF	AI	OC	0	0	0
Santa Rosa	Milton WWTF	FP	NA	0	0	Not reported.
Santa Rosa	Milton WWTF	GWR&IPR	AF	0	0	0
Santa Rosa	Milton WWTF	GWR&IPR	INJ	0	0	0
Santa Rosa	Milton WWTF	GWR&IPR	RIB	0	0	0
Santa Rosa	Milton WWTF	GWR&IPR	SWA	0	0	0
Santa Rosa	Milton WWTF	IND	AOF	0	0	0
Santa Rosa	Milton WWTF	IND	ATP	Not reported.	0.129	0
Santa Rosa	Milton WWTF	PAA&LI	GCI	0	0	0

County	Reuse System Name	Reuse Type	Reuse Subtype	Capacity (mgd)	Flow (mgd)	Area (acres)
Santa Rosa	Milton WWTF	PAA&LI	OPAA	0	0	0
Santa Rosa	Milton WWTF	PAA&LI	RI	0	0	0
Santa Rosa	Milton WWTF	TF	NA	0	0	Not reported.
Santa Rosa	Milton WWTF	WL	NA	Not reported.	0	0
Santa Rosa	Navarre Beach WWTP	OTH	OTH	0	0.017	4.5
Santa Rosa	Pace Water System WWTP	GWR&IPR	RIB	1.98	0.966	20.7
Santa Rosa	Pace Water System WWTP	PAA&LI	GCI	0.547	0	225
Santa Rosa	Pace Water System WWTP	PAA&LI	RI	5	1.074	Not reported.
Santa Rosa	Sundial Utilities WWTP	AI	EC	0	0	0
Santa Rosa	Sundial Utilities WWTP	AI	OC	0	0	0
Santa Rosa	Sundial Utilities WWTP	FP	NA	0	0	Not reported.
Santa Rosa	Sundial Utilities WWTP	GWR&IPR	AF	0	0	0
Santa Rosa	Sundial Utilities WWTP	GWR&IPR	INJ	0	0	0
Santa Rosa	Sundial Utilities WWTP	GWR&IPR	RIB	0	0	0
Santa Rosa	Sundial Utilities WWTP	GWR&IPR	SWA	0	0	0
Santa Rosa	Sundial Utilities WWTP	IND	AOF	0	0	0
Santa Rosa	Sundial Utilities WWTP	IND	ATP	0	0	0
Santa Rosa	Sundial Utilities WWTP	PAA&LI	GCI	0	0	0
Santa Rosa	Sundial Utilities WWTP	PAA&LI	OPAA	0	0	0
Santa Rosa	Sundial Utilities WWTP	PAA&LI	RI	0	0	0
Santa Rosa	Sundial Utilities WWTP	TF	NA	0	0	Not reported.
Santa Rosa	Sundial Utilities WWTP	WL	NA	0	0	0
Sarasota	City of North Port WWTP	PAA&LI	GCI	4.5	0.581	320

County	Reuse System Name	Reuse Type	Reuse Subtype	Capacity (mgd)	Flow (mgd)	Area (acres)
Sarasota	City of North Port WWTP	PAA&LI	OPAA	3	0.166	340
Sarasota	City of North Port WWTP	PAA&LI	RI	3	0.102	400
Sarasota	City of Sarasota AWWTF	AI	EC	1.51	0.038	1,138
Sarasota	City of Sarasota AWWTF	AI	OC	4.53	0.113	3,412
Sarasota	City of Sarasota AWWTF	IND	AOF	0.1	0.028	Not reported.
Sarasota	City of Sarasota AWWTF	IND	ATP	0	0.436	0
Sarasota	City of Sarasota AWWTF	OTH	OTH	2	0	0
Sarasota	City of Sarasota AWWTF	PAA&LI	GCI	1.02	0.254	460
Sarasota	City of Sarasota AWWTF	PAA&LI	OPAA	5.65	1.097	2,948
Sarasota	City of Sarasota AWWTF	PAA&LI	RI	4.44	0.78	958
Sarasota	Sarasota County North Master Reuse System	PAA&LI	GCI	6.6	4.3	1,700
Sarasota	Sarasota County North Master Reuse System	PAA&LI	OPAA	1	0.73	790
Sarasota	Sarasota County North Master Reuse System	PAA&LI	RI	5	4.31	3,270
Sarasota	Sarasota County South Master Reuse System	PAA&LI	GCI	7.643	1.52	708
Sarasota	Sarasota County South Master Reuse System	PAA&LI	OPAA	1	0.2	262
Sarasota	Sarasota County South Master Reuse System	PAA&LI	RI	2	0.71	344
Sarasota	Southwest WRF	OTH	OTH	2	0.556	Not reported.
Sarasota	Venice Eastside WWTP	PAA&LI	GCI	1.4	0.732	757
Sarasota	Venice Eastside WWTP	PAA&LI	OPAA	0.27	0.27	100
Sarasota	Venice Eastside WWTP	PAA&LI	RI	1.68	0.84	615
Seminole	Altamonte Springs Regional WRF	AI	EC	0	Not reported.	Not reported.
Seminole	Altamonte Springs Regional WRF	AI	OC	0	Not reported.	Not reported.
Seminole	Altamonte Springs Regional WRF	FP	NA	0	0	Not reported.

County	Reuse System Name	Reuse Type	Reuse Subtype	Capacity (mgd)	Flow (mgd)	Area (acres)
Seminole	Altamonte Springs Regional WRF	GWR&IPR	AF	0	Not reported.	Not reported.
Seminole	Altamonte Springs Regional WRF	GWR&IPR	INJ	0	0	0
Seminole	Altamonte Springs Regional WRF	GWR&IPR	RIB	0	Not reported.	Not reported.
Seminole	Altamonte Springs Regional WRF	GWR&IPR	SWA	0	0	0
Seminole	Altamonte Springs Regional WRF	IND	AOF	0	0	0
Seminole	Altamonte Springs Regional WRF	IND	ATP	0	0	0
Seminole	Altamonte Springs Regional WRF	OTH	OTH	0	0	Not reported.
Seminole	Altamonte Springs Regional WRF	PAA&LI	GCI	0	Not reported.	Not reported.
Seminole	Altamonte Springs Regional WRF	PAA&LI	OPAA	0	Not reported.	3,351
Seminole	Altamonte Springs Regional WRF	PAA&LI	RI	12.5	6.43	2,566
Seminole	Altamonte Springs Regional WRF	TF	NA	0	0	Not reported.
Seminole	Altamonte Springs Regional WRF	WL	NA	0	0	Not reported.
Seminole	Casselberry WRF	AI	EC	0	0	0
Seminole	Casselberry WRF	AI	OC	0	0	0
Seminole	Casselberry WRF	FP	NA	0	0	Not reported.
Seminole	Casselberry WRF	GWR&IPR	AF	0	0	0
Seminole	Casselberry WRF	GWR&IPR	INJ	0	0	0
Seminole	Casselberry WRF	GWR&IPR	RIB	0.285	0.128	10.58
Seminole	Casselberry WRF	GWR&IPR	SWA	0	0	0
Seminole	Casselberry WRF	IND	AOF	0	0	0
Seminole	Casselberry WRF	IND	ATP	0	0	0
Seminole	Casselberry WRF	PAA&LI	GCI	0.385	0.151	60.9
Seminole	Casselberry WRF	PAA&LI	OPAA	0	0	0

County	Reuse System Name	Reuse Type	Reuse Subtype	Capacity (mgd)	Flow (mgd)	Area (acres)
Seminole	Casselberry WRF	PAA&LI	RI	1.608	0.781	831
Seminole	Casselberry WRF	TF	NA	0	0	Not reported.
Seminole	Casselberry WRF	WL	NA	0	0	0
Seminole	Chuluota WWTF	AI	EC	0	0	0
Seminole	Chuluota WWTF	AI	OC	0	0	0
Seminole	Chuluota WWTF	FP	NA	0	0	Not reported.
Seminole	Chuluota WWTF	GWR&IPR	AF	0.083	0.009	17.4
Seminole	Chuluota WWTF	GWR&IPR	INJ	0	0	0
Seminole	Chuluota WWTF	GWR&IPR	RIB	0	0	0
Seminole	Chuluota WWTF	GWR&IPR	SWA	0	0	0
Seminole	Chuluota WWTF	IND	AOF	0	0	0
Seminole	Chuluota WWTF	IND	ATP	0	0	0
Seminole	Chuluota WWTF	OTH	OTH	0.3	0	0
Seminole	Chuluota WWTF	PAA&LI	GCI	0	0	0
Seminole	Chuluota WWTF	PAA&LI	OPAA	0	0	0
Seminole	Chuluota WWTF	PAA&LI	RI	0.25	0.1736	340
Seminole	Chuluota WWTF	TF	NA	0	0	Not reported.
Seminole	Chuluota WWTF	WL	NA	0	0	0
Seminole	Orlando/Iron Bridge Regional WRF	AI	EC	0	0	0
Seminole	Orlando/Iron Bridge Regional WRF	AI	OC	0	0	0
Seminole	Orlando/Iron Bridge Regional WRF	FP	NA	0	0	Not reported.
Seminole	Orlando/Iron Bridge Regional WRF	GWR&IPR	AF	0	0	0
Seminole	Orlando/Iron Bridge Regional WRF	GWR&IPR	INJ	0	0	0

County	Reuse System Name	Reuse Type	Reuse Subtype	Capacity (mgd)	Flow (mgd)	Area (acres)
Seminole	Orlando/Iron Bridge Regional WRF	GWR&IPR	RIB	0	0	0
Seminole	Orlando/Iron Bridge Regional WRF	GWR&IPR	SWA	0	0	0
Seminole	Orlando/Iron Bridge Regional WRF	IND	AOF	0	0	0
Seminole	Orlando/Iron Bridge Regional WRF	IND	ATP	0	3.1074	0
Seminole	Orlando/Iron Bridge Regional WRF	OTH	OTH	35	3.53	0
Seminole	Orlando/Iron Bridge Regional WRF	PAA&LI	GCI	0	0	0
Seminole	Orlando/Iron Bridge Regional WRF	PAA&LI	OPAA	0	0	0
Seminole	Orlando/Iron Bridge Regional WRF	PAA&LI	RI	0	0	0
Seminole	Orlando/Iron Bridge Regional WRF	TF	NA	0	0	Not reported.
Seminole	Orlando/Iron Bridge Regional WRF	WL	NA	35	19.08	1,650
Seminole	Palm Valley MHP WWTF	AI	EC	0	0	0
Seminole	Palm Valley MHP WWTF	AI	OC	0	0	0
Seminole	Palm Valley MHP WWTF	FP	NA	0	0	Not reported.
Seminole	Palm Valley MHP WWTF	GWR&IPR	AF	0	0	0
Seminole	Palm Valley MHP WWTF	GWR&IPR	INJ	0	0	0
Seminole	Palm Valley MHP WWTF	GWR&IPR	RIB	0.017	0.034	1.18
Seminole	Palm Valley MHP WWTF	GWR&IPR	SWA	0	0	0
Seminole	Palm Valley MHP WWTF	IND	AOF	0	0	0
Seminole	Palm Valley MHP WWTF	IND	ATP	0	0	0
Seminole	Palm Valley MHP WWTF	OTH	OTH	0	0	0
Seminole	Palm Valley MHP WWTF	PAA&LI	GCI	0	0	0
Seminole	Palm Valley MHP WWTF	PAA&LI	OPAA	0.052	0.051	5.68
Seminole	Palm Valley MHP WWTF	PAA&LI	RI	0.09	0.033	40.22



County	Reuse System Name	Reuse Type	Reuse Subtype	Capacity (mgd)	Flow (mgd)	Area (acres)
Seminole	Palm Valley MHP WWTF	TF	NA	0	0	Not reported.
Seminole	Palm Valley MHP WWTF	WL	NA	0	0	0
Seminole	SCU/Northwest Regional WRF	AI	EC	0	0	0
Seminole	SCU/Northwest Regional WRF	AI	OC	0.35	0.015	73
Seminole	SCU/Northwest Regional WRF	FP	NA	0	0	Not reported.
Seminole	SCU/Northwest Regional WRF	GWR&IPR	AF	0	0	0
Seminole	SCU/Northwest Regional WRF	GWR&IPR	INJ	0	0	0
Seminole	SCU/Northwest Regional WRF	GWR&IPR	RIB	0.36	0.139	18
Seminole	SCU/Northwest Regional WRF	GWR&IPR	SWA	0	0	0
Seminole	SCU/Northwest Regional WRF	IND	AOF	0	0	0
Seminole	SCU/Northwest Regional WRF	IND	ATP	0	0	0
Seminole	SCU/Northwest Regional WRF	OTH	OTH	0	0	0
Seminole	SCU/Northwest Regional WRF	PAA&LI	GCI	0.05	0	505
Seminole	SCU/Northwest Regional WRF	PAA&LI	OPAA	1.37	1.2085	1,838
Seminole	SCU/Northwest Regional WRF	PAA&LI	RI	1.369	1.2085	1,300
Seminole	SCU/Northwest Regional WRF	TF	NA	0.001	0.001	Not reported.
Seminole	SCU/Northwest Regional WRF	WL	NA	0	0	0
Seminole	SCU/Greenwood Lakes WRF	AI	EC	0	0	0
Seminole	SCU/Greenwood Lakes WRF	AI	OC	0	0	0
Seminole	SCU/Greenwood Lakes WRF	FP	NA	0	0	Not reported.
Seminole	SCU/Greenwood Lakes WRF	GWR&IPR	AF	0	0	0
Seminole	SCU/Greenwood Lakes WRF	GWR&IPR	INJ	0	0	0
Seminole	SCU/Greenwood Lakes WRF	GWR&IPR	RIB	1.8	0.455	3.85

County	Reuse System Name	Reuse Type	Reuse Subtype	Capacity (mgd)	Flow (mgd)	Area (acres)
Seminole	SCU/Greenwood Lakes WRF	GWR&IPR	SWA	0	0	0
Seminole	SCU/Greenwood Lakes WRF	IND	AOF	0	0	0
Seminole	SCU/Greenwood Lakes WRF	IND	ATP	0	0	0
Seminole	SCU/Greenwood Lakes WRF	PAA&LI	GCI	0	0	0
Seminole	SCU/Greenwood Lakes WRF	PAA&LI	OPAA	3	1.912	731.45
Seminole	SCU/Greenwood Lakes WRF	PAA&LI	RI	0	0	0
Seminole	SCU/Greenwood Lakes WRF	TF	NA	0	0	Not reported.
Seminole	SCU/Greenwood Lakes WRF	WL	NA	0	0	0
Seminole	Sanford North WRF	AI	EC	1.17	0.0081	278
Seminole	Sanford North WRF	AI	OC	2.896	1.1937	1,814
Seminole	Sanford North WRF	IND	ATP	0.5	0.5	0
Seminole	Sanford North WRF	PAA&LI	GCI	1.4	0.2116	250
Seminole	Sanford North WRF	PAA&LI	OPAA	7.29	4.0638	1,433
Seminole	Sanford North WRF	PAA&LI	RI	1.95	1.364	1,790
Seminole	Sanford South WRC	AI	EC	1.17	0.0081	278
Seminole	Sanford South WRC	AI	OC	2.896	1.1937	1,814
Seminole	Sanford South WRC	IND	ATP	0.5	0.5	0
Seminole	Sanford South WRC	PAA&LI	GCI	1.4	0.2116	250
Seminole	Sanford South WRC	PAA&LI	OPAA	7.29	4.0638	1,433
Seminole	Sanford South WRC	PAA&LI	RI	1.95	1.364	1,790
Seminole	Wekiva Hunt Club WRF	GWR&IPR	RIB	0.4	0.072	7.7
Seminole	Wekiva Hunt Club WRF	PAA&LI	GCI	0.55	0.108	190
Seminole	Wekiva Hunt Club WRF	PAA&LI	OPAA	1.8	2.006	Not reported.

County	Reuse System Name	Reuse Type	Reuse Subtype	Capacity (mgd)	Flow (mgd)	Area (acres)
Seminole	Wekiva Hunt Club WRF	PAA&LI	RI	0.253	0.073	Not reported.
Seminole	Winter Springs/East WWTF	GWR&IPR	RIB	0.61	0.329	6.8
Seminole	Winter Springs/East WWTF	OTH	OTH	0.201	0.03	40
Seminole	Winter Springs/East WWTF	PAA&LI	GCI	1.083	0.221	155
Seminole	Winter Springs/East WWTF	PAA&LI	OPAA	0.118	0.042	9
Seminole	Winter Springs/East WWTF	PAA&LI	RI	Not reported.	0.419	Not reported.
Seminole	Winter Springs/West	AI	EC	0	0	0
Seminole	Winter Springs/West	AI	OC	0	0	0
Seminole	Winter Springs/West	FP	NA	0	0	Not reported.
Seminole	Winter Springs/West	GWR&IPR	AF	0	0	0
Seminole	Winter Springs/West	GWR&IPR	INJ	0	0	0
Seminole	Winter Springs/West	GWR&IPR	RIB	0.74	0.275	0
Seminole	Winter Springs/West	GWR&IPR	SWA	0	0	0
Seminole	Winter Springs/West	IND	AOF	0	0	0
Seminole	Winter Springs/West	IND	ATP	0	0	0
Seminole	Winter Springs/West	OTH	OTH	0.28	0.003	Not reported.
Seminole	Winter Springs/West	PAA&LI	GCI	0	0	0
Seminole	Winter Springs/West	PAA&LI	OPAA	0.336	0.502	0
Seminole	Winter Springs/West	PAA&LI	RI	0	0.5	0
Seminole	Winter Springs/West	TF	NA	0	0	Not reported.
Seminole	Winter Springs/West	WL	NA	0	0	0
St. Johns	Anastasia Island WWTF	AI	EC	0	0	0
St. Johns	Anastasia Island WWTF	AI	OC	0	0	0

County	Reuse System Name	Reuse Type	Reuse Subtype	Capacity (mgd)	Flow (mgd)	Area (acres)
St. Johns	Anastasia Island WWTF	FP	NA	0	0	Not reported.
St. Johns	Anastasia Island WWTF	GWR&IPR	AF	0	0	0
St. Johns	Anastasia Island WWTF	GWR&IPR	INJ	0	0	0
St. Johns	Anastasia Island WWTF	GWR&IPR	RIB	0	0	0
St. Johns	Anastasia Island WWTF	GWR&IPR	SWA	0	0	0
St. Johns	Anastasia Island WWTF	IND	AOF	0	0	0
St. Johns	Anastasia Island WWTF	IND	ATP	0	0	0
St. Johns	Anastasia Island WWTF	OTH	OTH	0	0	0
St. Johns	Anastasia Island WWTF	PAA&LI	GCI	0.8	0.42	104
St. Johns	Anastasia Island WWTF	PAA&LI	OPAA	0	0	0
St. Johns	Anastasia Island WWTF	PAA&LI	RI	0.064	0.064	50
St. Johns	Anastasia Island WWTF	TF	NA	0	0	Not reported.
St. Johns	Anastasia Island WWTF	WL	NA	0	0	0
St. Johns	Marsh Landing WWTF	AI	EC	0	0	0
St. Johns	Marsh Landing WWTF	AI	OC	0	0	0
St. Johns	Marsh Landing WWTF	FP	NA	0	0	Not reported.
St. Johns	Marsh Landing WWTF	GWR&IPR	AF	0	0	0
St. Johns	Marsh Landing WWTF	GWR&IPR	INJ	0	0	0
St. Johns	Marsh Landing WWTF	GWR&IPR	RIB	0	0	0
St. Johns	Marsh Landing WWTF	GWR&IPR	SWA	0	0	0
St. Johns	Marsh Landing WWTF	IND	AOF	0	0	0
St. Johns	Marsh Landing WWTF	IND	ATP	0	0	0
St. Johns	Marsh Landing WWTF	OTH	OTH	0	0	0

County	Reuse System Name	Reuse Type	Reuse Subtype	Capacity (mgd)	Flow (mgd)	Area (acres)
St. Johns	Marsh Landing WWTF	PAA&LI	GCI	1.1	0.209	298
St. Johns	Marsh Landing WWTF	PAA&LI	OPAA	0	0	0
St. Johns	Marsh Landing WWTF	PAA&LI	RI	0	0	0
St. Johns	Marsh Landing WWTF	TF	NA	0	0	Not reported.
St. Johns	Marsh Landing WWTF	WL	NA	0	0	0
St. Johns	North Beach WWTF	AI	EC	0	0	0
St. Johns	North Beach WWTF	AI	OC	0	0	0
St. Johns	North Beach WWTF	FP	NA	0	0	Not reported.
St. Johns	North Beach WWTF	GWR&IPR	AF	0	0	0
St. Johns	North Beach WWTF	GWR&IPR	INJ	0	0	0
St. Johns	North Beach WWTF	GWR&IPR	RIB	0.364	0.28	1.4
St. Johns	North Beach WWTF	GWR&IPR	SWA	0	0	0
St. Johns	North Beach WWTF	IND	AOF	0	0	0
St. Johns	North Beach WWTF	IND	ATP	0	0	0
St. Johns	North Beach WWTF	OTH	OTH	0	0	0
St. Johns	North Beach WWTF	PAA&LI	GCI	0	0	0
St. Johns	North Beach WWTF	PAA&LI	OPAA	0	0	0
St. Johns	North Beach WWTF	PAA&LI	RI	0	0	0
St. Johns	North Beach WWTF	TF	NA	0	0	Not reported.
St. Johns	North Beach WWTF	WL	NA	0	0	0
St. Johns	Northwest Wastewater Treatment Plant	AI	EC	0	0	0
St. Johns	Northwest Wastewater Treatment Plant	AI	OC	0	0	0
St. Johns	Northwest Wastewater Treatment Plant	FP	NA	0	0	Not reported.

County	Reuse System Name	Reuse Type	Reuse Subtype	Capacity (mgd)	Flow (mgd)	Area (acres)
St. Johns	Northwest Wastewater Treatment Plant	GWR&IPR	AF	0	0	0
St. Johns	Northwest Wastewater Treatment Plant	GWR&IPR	INJ	0	0	0
St. Johns	Northwest Wastewater Treatment Plant	GWR&IPR	RIB	0	0	0
St. Johns	Northwest Wastewater Treatment Plant	GWR&IPR	SWA	0	0	0
St. Johns	Northwest Wastewater Treatment Plant	IND	AOF	0	0	0
St. Johns	Northwest Wastewater Treatment Plant	IND	ATP	0	0	0
St. Johns	Northwest Wastewater Treatment Plant	OTH	OTH	0	0	0
St. Johns	Northwest Wastewater Treatment Plant	PAA&LI	GCI	1	1.1	258
St. Johns	Northwest Wastewater Treatment Plant	PAA&LI	OPAA	0	0	0
St. Johns	Northwest Wastewater Treatment Plant	PAA&LI	RI	4.28	1.53	2,980
St. Johns	Northwest Wastewater Treatment Plant	TF	NA	0	0	Not reported.
St. Johns	Northwest Wastewater Treatment Plant	WL	NA	0.5	0	92
St. Johns	Players Club South WWTF	AI	EC	0	0	0
St. Johns	Players Club South WWTF	AI	OC	0	0	0
St. Johns	Players Club South WWTF	FP	NA	0	0	Not reported.
St. Johns	Players Club South WWTF	GWR&IPR	AF	0	0	0
St. Johns	Players Club South WWTF	GWR&IPR	INJ	0	0	0
St. Johns	Players Club South WWTF	GWR&IPR	RIB	0	0	0
St. Johns	Players Club South WWTF	GWR&IPR	SWA	0	0	0
St. Johns	Players Club South WWTF	IND	AOF	0	0	0
St. Johns	Players Club South WWTF	IND	ATP	0	0	0
St. Johns	Players Club South WWTF	OTH	OTH	0	0	0
St. Johns	Players Club South WWTF	PAA&LI	GCI	2.9	1.486	230

County	Reuse System Name	Reuse Type	Reuse Subtype	Capacity (mgd)	Flow (mgd)	Area (acres)
St. Johns	Players Club South WWTF	PAA&LI	OPAA	0	0	0
St. Johns	Players Club South WWTF	PAA&LI	RI	0	0	0
St. Johns	Players Club South WWTF	TF	NA	0	0	Not reported.
St. Johns	Players Club South WWTF	WL	NA	0	0	0
St. Johns	Ponce De Leon WWTF	GWR&IPR	RIB	0.24	0.075	2
St. Johns	Ponte Vedra WRF	GWR&IPR	RIB	0.9	0.066	4
St. Johns	Ponte Vedra WRF	PAA&LI	GCI	0.917	0.711	200
St. Johns	St. Augustine WWTF No. 1	IND	ATP	0.3	0.053	9
St. Johns	State Road 207 WWTF	AI	EC	0	0	0
St. Johns	State Road 207 WWTF	AI	OC	0	0	0
St. Johns	State Road 207 WWTF	FP	NA	0	0	Not reported.
St. Johns	State Road 207 WWTF	GWR&IPR	AF	0	0	0
St. Johns	State Road 207 WWTF	GWR&IPR	INJ	0	0	0
St. Johns	State Road 207 WWTF	GWR&IPR	RIB	0	0	0
St. Johns	State Road 207 WWTF	GWR&IPR	SWA	0	0	0
St. Johns	State Road 207 WWTF	IND	AOF	0	0	0
St. Johns	State Road 207 WWTF	IND	ATP	0	0	0
St. Johns	State Road 207 WWTF	OTH	OTH	0	0	0
St. Johns	State Road 207 WWTF	PAA&LI	GCI	0.25	0.128	153
St. Johns	State Road 207 WWTF	PAA&LI	OPAA	0	0	0
St. Johns	State Road 207 WWTF	PAA&LI	RI	0	0	0
St. Johns	State Road 207 WWTF	TF	NA	0	0	Not reported.
St. Johns	State Road 207 WWTF	WL	NA	0	0	0

County	Reuse System Name	Reuse Type	Reuse Subtype	Capacity (mgd)	Flow (mgd)	Area (acres)
St. Lucie	Fort Pierce Utility Authority WWTF	AI	EC	0	0	0
St. Lucie	Fort Pierce Utility Authority WWTF	AI	OC	0	0	0
St. Lucie	Fort Pierce Utility Authority WWTF	FP	NA	0	0	Not reported.
St. Lucie	Fort Pierce Utility Authority WWTF	GWR&IPR	AF	0	0	0
St. Lucie	Fort Pierce Utility Authority WWTF	GWR&IPR	INJ	0	0	0
St. Lucie	Fort Pierce Utility Authority WWTF	GWR&IPR	RIB	0	0	0
St. Lucie	Fort Pierce Utility Authority WWTF	GWR&IPR	SWA	0	0	0
St. Lucie	Fort Pierce Utility Authority WWTF	IND	AOF	0	0	0
St. Lucie	Fort Pierce Utility Authority WWTF	IND	ATP	0	0.079	7
St. Lucie	Fort Pierce Utility Authority WWTF	OTH	OTH	0	0	0
St. Lucie	Fort Pierce Utility Authority WWTF	PAA&LI	GCI	0	0	0
St. Lucie	Fort Pierce Utility Authority WWTF	PAA&LI	OPAA	0	0	0
St. Lucie	Fort Pierce Utility Authority WWTF	PAA&LI	RI	0	0	0
St. Lucie	Fort Pierce Utility Authority WWTF	TF	NA	0	0	Not reported.
St. Lucie	Fort Pierce Utility Authority WWTF	WL	NA	0	0	0
St. Lucie	Island Dunes Country Club WWTF	AI	EC	0	0	0
St. Lucie	Island Dunes Country Club WWTF	AI	OC	0	0	0
St. Lucie	Island Dunes Country Club WWTF	FP	NA	0	0	Not reported.
St. Lucie	Island Dunes Country Club WWTF	GWR&IPR	AF	0	0	0
St. Lucie	Island Dunes Country Club WWTF	GWR&IPR	INJ	0	0	0
St. Lucie	Island Dunes Country Club WWTF	GWR&IPR	RIB	0	0	0
St. Lucie	Island Dunes Country Club WWTF	GWR&IPR	SWA	0	0	0
St. Lucie	Island Dunes Country Club WWTF	IND	AOF	0	0	0



County	Reuse System Name	Reuse Type	Reuse Subtype	Capacity (mgd)	Flow (mgd)	Area (acres)
St. Lucie	Island Dunes Country Club WWTF	IND	ATP	0	0	0
St. Lucie	Island Dunes Country Club WWTF	OTH	OTH	0	0	0
St. Lucie	Island Dunes Country Club WWTF	PAA&LI	GCI	0.12	0.027	63
St. Lucie	Island Dunes Country Club WWTF	PAA&LI	OPAA	0	0	0
St. Lucie	Island Dunes Country Club WWTF	PAA&LI	RI	0	0	0
St. Lucie	Island Dunes Country Club WWTF	TF	NA	0	0	Not reported.
St. Lucie	Island Dunes Country Club WWTF	WL	NA	0	0	0
St. Lucie	Meadowood Community Association, Inc. WWTF	AI	EC	0	0	0
St. Lucie	Meadowood Community Association, Inc. WWTF	AI	OC	0	0	0
St. Lucie	Meadowood Community Association, Inc. WWTF	FP	NA	0	0	Not reported.
St. Lucie	Meadowood Community Association, Inc. WWTF	GWR&IPR	AF	0	0	0
St. Lucie	Meadowood Community Association, Inc. WWTF	GWR&IPR	INJ	0	0	0
St. Lucie	Meadowood Community Association, Inc. WWTF	GWR&IPR	RIB	0	0	0
St. Lucie	Meadowood Community Association, Inc. WWTF	GWR&IPR	SWA	0	0	0
St. Lucie	Meadowood Community Association, Inc. WWTF	IND	AOF	0	0	0
St. Lucie	Meadowood Community Association, Inc. WWTF	IND	ATP	0	0	0
St. Lucie	Meadowood Community Association, Inc. WWTF	OTH	OTH	0	0	0
St. Lucie	Meadowood Community Association, Inc. WWTF	PAA&LI	GCI	0.105	0.063	120
St. Lucie	Meadowood Community Association, Inc. WWTF	PAA&LI	OPAA	0	0	0
St. Lucie	Meadowood Community Association, Inc. WWTF	PAA&LI	RI	0	0	0
St. Lucie	Meadowood Community Association, Inc. WWTF	TF	NA	0	0	Not reported.
St. Lucie	Meadowood Community Association, Inc. WWTF	WL	NA	0	0	0
St. Lucie	Port St. Lucie Utilities (PSLU) Glades WWTF	PAA&LI	OPAA	1.05	0.19	271

County	Reuse System Name	Reuse Type	Reuse Subtype	Capacity (mgd)	Flow (mgd)	Area (acres)
St. Lucie	Port St. Lucie Utility Westport WWTF	PAA&LI	GCI	5.72	1.032	1,376
St. Lucie	Port St. Lucie Utility Westport WWTF	PAA&LI	OPAA	0.01	0.001	10
St. Lucie	Port St. Lucie Utility Westport WWTF	PAA&LI	RI	0.6283	0.071	845
St. Lucie	SLCUD South Hutchinson Island Water Reclamation Facility	PAA&LI	RI	1.6	0.25	35
St. Lucie	SLCU North Hutchinson Island WWTF	PAA&LI	OPAA	0.305	0.014	28.1
St. Lucie	SLCU North Hutchinson Island WWTF	PAA&LI	RI	0.695	0.184	48
St. Lucie	Spanish Lakes Country Club	GWR&IPR	AF	0.16	0.06	0.63
St. Lucie	Spanish Lakes Country Club	GWR&IPR	RIB	0.16	0.035	1
St. Lucie	Spanish Lakes Fairways WWTF	GWR&IPR	RIB	0.17	0.045	3.58
St. Lucie	Spanish Lakes Fairways WWTF	PAA&LI	GCI	0.25	0.068	45
St. Lucie	St. Lucie County Utilities Holiday Pines WWTF	PAA&LI	GCI	0.3	0.089	110
St. Lucie	St. Lucie West Services District	PAA&LI	GCI	0.25	0.15	118
St. Lucie	St. Lucie West Services District	PAA&LI	RI	2.5	2.522	644
Sumter	Central Sumter Utility Company WWTF	GWR&IPR	RIB	0.21	0.056	16.1
Sumter	Central Sumter Utility Company WWTF	OTH	OTH	6.4	1.19	2,282
Sumter	Continental Country Club	AI	OC	0.2	0.2	27.82
Sumter	Continental Country Club	OTH	OTH	5.8	0.01	3
Sumter	GPU WRF	GWR&IPR	RIB	0.13	0.072	10.5
Sumter	Little Sumter Utility Co. WWTF	GWR&IPR	RIB	0.21	0.026	5.16
Sumter	Little Sumter Utility Co. WWTF	OTH	OTH	0	0.112	0
Sumter	Little Sumter Utility Co. WWTF	PAA&LI	GCI	3	1.155	860.5
Sumter	Little Sumter Utility Co. WWTF	PAA&LI	OPAA	0.45	0.188	140.4
Sumter	North Sumter Utility Company Master Reuse System	PAA&LI	GCI	6.36	4.191	2282

County	Reuse System Name	Reuse Type	Reuse Subtype	Capacity (mgd)	Flow (mgd)	Area (acres)
Sumter	North Sumter Utility Company WWTF	GWR&IPR	RIB	0.21	0.28	16.1
Sumter	North Sumter Utility Company WWTF	OTH	OTH	6.4	1.39	2,282
Sumter	City of Wildwood WWTP	GWR&IPR	RIB	1.25	0.461	14
Sumter	City of Wildwood WWTP	OTH	OTH	2.65	0.04	2
Sumter	City of Wildwood WWTP	PAA&LI	GCI	1.3	0	141.3
Sumter	City of Wildwood WWTP	PAA&LI	OPAA	2	1.67	1,000
Suwannee	Live Oak WWTF	AI	OC	1.37	0.9435	142
Suwannee	Live Oak WWTF	GWR&IPR	RIB	0.45	0.0797	3.06
Suwannee	Live Oak WWTF	IND	ATP	0	0.0722	0
Suwannee	Live Oak WWTF	PAA&LI	GCI	0.1	0.0716	105
Suwannee	Live Oak WWTF	PAA&LI	OPAA	0.29	0	40
Union	City of Lake Butler WWTF	AI	OC	0.7	0.557	240
Volusia	Applegate Estates MHP WWTF	GWR&IPR	RIB	0.015	0.008	0.06
Volusia	Arlington Square Apartments WWTF	GWR&IPR	RIB	0.006	0.007	0.12
Volusia	Blue Spring State Park	GWR&IPR	RIB	0.024	0.004	0.16
Volusia	Candlelight MHP	GWR&IPR	RIB	0.0249	0.009	0
Volusia	Cypress Point WWTF (Golf & RV Campground)	GWR&IPR	RIB	0.0086	0.002	0.28
Volusia	Days Inn of Orange City WWTF	GWR&IPR	RIB	0.004	0.003	0.08
Volusia	Daytona Beach/Bethune Point WRF	IND	ATP	2.1	0.5	100
Volusia	Daytona Beach/Bethune Point WRF	PAA&LI	GCI	6	1.6	1,103
Volusia	Daytona Beach/Bethune Point WRF	PAA&LI	OPAA	1	1	300
Volusia	Daytona Beach/Bethune Point WRF	PAA&LI	RI	6	3.35	1,763
Volusia	Daytona Beach/Bethune Point WRF	WL	NA	6	0.03	1,100

County	Reuse System Name	Reuse Type	Reuse Subtype	Capacity (mgd)	Flow (mgd)	Area (acres)
Volusia	Deland/Wiley M. Nash Water Reclamation Facility	GWR&IPR	RIB	5.3	0.59	35
Volusia	Deland/Wiley M. Nash Water Reclamation Facility	IND	ATP	0.25	0.2	25
Volusia	Deland/Wiley M. Nash Water Reclamation Facility	OTH	OTH	5.8	0.06	6
Volusia	Deland/Wiley M. Nash Water Reclamation Facility	PAA&LI	GCI	1.7	1.1	256
Volusia	Deland/Wiley M. Nash Water Reclamation Facility	PAA&LI	OPAA	2.27	1.09	590
Volusia	Deland/Wiley M. Nash Water Reclamation Facility	PAA&LI	RI	3.55	1.96	781
Volusia	City of Edgewater	PAA&LI	RI	3.597	1.727	922.25
Volusia	El Dorado Estates WWTF	GWR&IPR	RIB	0.02	0.01	0.26
Volusia	Emerald Palms WWTF	GWR&IPR	RIB	0.0033	0.003	0.04
Volusia	Encore Daytona North WWTF	GWR&IPR	RIB	0.04	0.019	0.57
Volusia	Hontoon Island State Park	GWR&IPR	RIB	0.005	0.001	0.08
Volusia	Kove Estates	GWR&IPR	RIB	0.032	0.019	0.63
Volusia	Lake Helen Mobile Home Villas	GWR&IPR	RIB	0.032	0.017	0.68
Volusia	Lakeview Terrace MHP	GWR&IPR	RIB	0.01	0.004	0.07
Volusia	Mariners Bay Condominium WWTF	GWR&IPR	AF	0.0075	0.0038	0.05
Volusia	Meadowlea Estates WWTF	GWR&IPR	RIB	0.03	0.031	0.34
Volusia	New Smyrna Beach Water Reclamation Facility	AI	EC	0	0	0
Volusia	New Smyrna Beach Water Reclamation Facility	AI	OC	0	0	0
Volusia	New Smyrna Beach Water Reclamation Facility	FP	NA	0	0	Not reported.
Volusia	New Smyrna Beach Water Reclamation Facility	GWR&IPR	AF	0	0	0
Volusia	New Smyrna Beach Water Reclamation Facility	GWR&IPR	INJ	0	0	0
Volusia	New Smyrna Beach Water Reclamation Facility	GWR&IPR	RIB	0	0	0
Volusia	New Smyrna Beach Water Reclamation Facility	GWR&IPR	SWA	0	0	0

County	Reuse System Name	Reuse Type	Reuse Subtype	Capacity (mgd)	Flow (mgd)	Area (acres)
Volusia	New Smyrna Beach Water Reclamation Facility	IND	AOF	0	0	0
Volusia	New Smyrna Beach Water Reclamation Facility	IND	ATP	0	0	0
Volusia	New Smyrna Beach Water Reclamation Facility	PAA&LI	GCI	1.98	0.362	569
Volusia	New Smyrna Beach Water Reclamation Facility	PAA&LI	OPAA	0	0	0
Volusia	New Smyrna Beach Water Reclamation Facility	PAA&LI	RI	5.02	3.948	847
Volusia	New Smyrna Beach Water Reclamation Facility	TF	NA	0	0	Not reported.
Volusia	New Smyrna Beach Water Reclamation Facility	WL	NA	0	0	0
Volusia	North Peninsula Utilities WWTF	GWR&IPR	RIB	0.181	0.055	0.9
Volusia	Ocean House Condominium WWTF	GWR&IPR	AF	0.018	0.005	0.07
Volusia	Orangewood Mobile Home Park	GWR&IPR	RIB	0.008	0.0066	0.05
Volusia	Ormond Beach WWTF	PAA&LI	GCI	2.38	0.37	272
Volusia	Ormond Beach WWTF	PAA&LI	OPAA	1.38	0.6	574
Volusia	Ormond Beach WWTF	PAA&LI	RI	6.2	3.33	2,476
Volusia	Paradise Lakes Campground	GWR&IPR	RIB	0.015	0.0025	0.2
Volusia	Port Orange WWTF	AI	EC	0	0	0
Volusia	Port Orange WWTF	AI	OC	0	0	0
Volusia	Port Orange WWTF	FP	NA	0	0	Not reported.
Volusia	Port Orange WWTF	GWR&IPR	AF	0	0	0
Volusia	Port Orange WWTF	GWR&IPR	INJ	0	0	0
Volusia	Port Orange WWTF	GWR&IPR	RIB	0	0	0
Volusia	Port Orange WWTF	GWR&IPR	SWA	0	0	0
Volusia	Port Orange WWTF	IND	AOF	0	0	0
Volusia	Port Orange WWTF	IND	ATP	0	0	0

County	Reuse System Name	Reuse Type	Reuse Subtype	Capacity (mgd)	Flow (mgd)	Area (acres)
Volusia	Port Orange WWTF	OTH	OTH	0	0	0
Volusia	Port Orange WWTF	PAA&LI	GCI	1.8	0	200
Volusia	Port Orange WWTF	PAA&LI	OPAA	0	0	250
Volusia	Port Orange WWTF	PAA&LI	RI	10.5	6.226	1,800
Volusia	Port Orange WWTF	TF	NA	0	0	Not reported.
Volusia	Port Orange WWTF	WL	NA	0	0	0
Volusia	Quality Inn WWTF	GWR&IPR	AF	0.099	0.0013	0.23
Volusia	Samsula Academy WWTF	GWR&IPR	AF	0.005	0.001	0.92
Volusia	St Johns River Club Condominium WWTF	GWR&IPR	AF	0.006	0.0011	0.17
Volusia	Sunny Sands Resort	GWR&IPR	RIB	0.0099	0.0024	0.34
Volusia	VC/ Halifax Plantation WWTF #8	AI	EC	0	0	0
Volusia	VC/ Halifax Plantation WWTF #8	AI	OC	0	0	0
Volusia	VC/ Halifax Plantation WWTF #8	FP	NA	0	0	Not reported.
Volusia	VC/ Halifax Plantation WWTF #8	GWR&IPR	AF	0	0	0
Volusia	VC/ Halifax Plantation WWTF #8	GWR&IPR	INJ	0	0	0
Volusia	VC/ Halifax Plantation WWTF #8	GWR&IPR	RIB	0.3	0.217	3.38
Volusia	VC/ Halifax Plantation WWTF #8	GWR&IPR	SWA	0	0	0
Volusia	VC/ Halifax Plantation WWTF #8	IND	AOF	0	0	0
Volusia	VC/ Halifax Plantation WWTF #8	IND	ATP	0	0	0
Volusia	VC/ Halifax Plantation WWTF #8	OTH	OTH	0	0	0
Volusia	VC/ Halifax Plantation WWTF #8	PAA&LI	GCI	0	0	0
Volusia	VC/ Halifax Plantation WWTF #8	PAA&LI	OPAA	0	0	0
Volusia	VC/ Halifax Plantation WWTF #8	PAA&LI	RI	0	0	0

County	Reuse System Name	Reuse Type	Reuse Subtype	Capacity (mgd)	Flow (mgd)	Area (acres)
Volusia	VC/ Halifax Plantation WWTF #8	TF	NA	0	0	Not reported.
Volusia	VC/ Halifax Plantation WWTF #8	WL	NA	0	0	0
Volusia	VC/Southeast WWTF #7	AI	EC	0.52	0.238	67
Volusia	VC/Southeast WWTF #7	AI	OC	0	0	0
Volusia	VC/Southeast WWTF #7	FP	NA	0	0	Not reported.
Volusia	VC/Southeast WWTF #7	GWR&IPR	AF	0	0	0
Volusia	VC/Southeast WWTF #7	GWR&IPR	INJ	0	0	0
Volusia	VC/Southeast WWTF #7	GWR&IPR	RIB	0	0	0
Volusia	VC/Southeast WWTF #7	GWR&IPR	SWA	0	0	0
Volusia	VC/Southeast WWTF #7	IND	AOF	0	0	0
Volusia	VC/Southeast WWTF #7	IND	ATP	0	0.006	0
Volusia	VC/Southeast WWTF #7	OTH	OTH	0	0	0
Volusia	VC/Southeast WWTF #7	PAA&LI	GCI	0	0	0
Volusia	VC/Southeast WWTF #7	PAA&LI	OPAA	0	0	0
Volusia	VC/Southeast WWTF #7	PAA&LI	RI	Not reported.	0	0
Volusia	VC/Southeast WWTF #7	TF	NA	0	0	Not reported.
Volusia	VC/Southeast WWTF #7	WL	NA	0	0	0
Volusia	VC/Southwest Regional WRF	AI	EC	0	0	0
Volusia	VC/Southwest Regional WRF	AI	OC	0	0	0
Volusia	VC/Southwest Regional WRF	FP	NA	0	0	Not reported.
Volusia	VC/Southwest Regional WRF	GWR&IPR	AF	0	0	0
Volusia	VC/Southwest Regional WRF	GWR&IPR	INJ	0	0	0
Volusia	VC/Southwest Regional WRF	GWR&IPR	RIB	2.329	0.313	17.79

County	Reuse System Name	Reuse Type	Reuse Subtype	Capacity (mgd)	Flow (mgd)	Area (acres)
Volusia	VC/Southwest Regional WRF	GWR&IPR	SWA	0	0	0
Volusia	VC/Southwest Regional WRF	IND	AOF	0	0	0
Volusia	VC/Southwest Regional WRF	IND	ATP	0	0.18	0
Volusia	VC/Southwest Regional WRF	OTH	OTH	0	0	0
Volusia	VC/Southwest Regional WRF	PAA&LI	GCI	0.24	0	88
Volusia	VC/Southwest Regional WRF	PAA&LI	OPAA	0	0	0
Volusia	VC/Southwest Regional WRF	PAA&LI	RI	2.181	1.677	288.6
Volusia	VC/Southwest Regional WRF	TF	NA	0	0	Not reported.
Volusia	VC/Southwest Regional WRF	WL	NA	0	0	0
Volusia	VC/Southwest WWTF #2	AI	EC	0	0	0
Volusia	VC/Southwest WWTF #2	AI	OC	0	0	0
Volusia	VC/Southwest WWTF #2	FP	NA	0	0	Not reported.
Volusia	VC/Southwest WWTF #2	GWR&IPR	AF	0	0	0
Volusia	VC/Southwest WWTF #2	GWR&IPR	INJ	0	0	0
Volusia	VC/Southwest WWTF #2	GWR&IPR	RIB	1.599	0.037	5
Volusia	VC/Southwest WWTF #2	GWR&IPR	SWA	0	0	0
Volusia	VC/Southwest WWTF #2	IND	AOF	0	0	0
Volusia	VC/Southwest WWTF #2	IND	ATP	0	0.006	0
Volusia	VC/Southwest WWTF #2	OTH	OTH	0	0	0
Volusia	VC/Southwest WWTF #2	PAA&LI	GCI	0.206	0	65
Volusia	VC/Southwest WWTF #2	PAA&LI	OPAA	0	0	0
Volusia	VC/Southwest WWTF #2	PAA&LI	RI	0.6	0.129	0
Volusia	VC/Southwest WWTF #2	TF	NA	0	0	Not reported.



County	Reuse System Name	Reuse Type	Reuse Subtype	Capacity (mgd)	Flow (mgd)	Area (acres)
Volusia	VC/Southwest WWTF #2	WL	NA	0	0	0
Volusia	Van Lee Condominiums WWTF	GWR&IPR	AF	0.02	0.0085	0.23
Volusia	Villages of Pine Run	GWR&IPR	RIB	0.04	0.0115	3.32
Volusia	Windemere Shores Condo	GWR&IPR	AF	0.009	0.0025	0
Wakulla	Wakulla County/Otter Creek WWTP	AI	OC	0.6	0.273	40
Wakulla	Wakulla County/Otter Creek WWTP	PAA&LI	GCI	0.6	0.491	88
Wakulla	Winco Utilities, Inc. WWTP	AI	EC	0	0	0
Wakulla	Winco Utilities, Inc. WWTP	AI	OC	0.495	0.238	64
Wakulla	Winco Utilities, Inc. WWTP	FP	NA	0	0	Not reported.
Wakulla	Winco Utilities, Inc. WWTP	GWR&IPR	AF	0	0	0
Wakulla	Winco Utilities, Inc. WWTP	GWR&IPR	INJ	0	0	0
Wakulla	Winco Utilities, Inc. WWTP	GWR&IPR	RIB	0	0	0
Wakulla	Winco Utilities, Inc. WWTP	GWR&IPR	SWA	0	0	0
Wakulla	Winco Utilities, Inc. WWTP	IND	AOF	0	0	0
Wakulla	Winco Utilities, Inc. WWTP	IND	ATP	0	0	0
Wakulla	Winco Utilities, Inc. WWTP	PAA&LI	GCI	0	0	0
Wakulla	Winco Utilities, Inc. WWTP	PAA&LI	OPAA	0	0	0
Wakulla	Winco Utilities, Inc. WWTP	PAA&LI	RI	0	0	0
Wakulla	Winco Utilities, Inc. WWTP	TF	NA	0	0	Not reported.
Wakulla	Winco Utilities, Inc. WWTP	WL	NA	0	0	0
Walton	City of Freeport WWTP	AI	EC	0	0	0
Walton	City of Freeport WWTP	AI	OC	0	0	0
Walton	City of Freeport WWTP	FP	NA	0	0	Not reported.

County	Reuse System Name	Reuse Type	Reuse Subtype	Capacity (mgd)	Flow (mgd)	Area (acres)
Walton	City of Freeport WWTP	GWR&IPR	AF	0	0	0
Walton	City of Freeport WWTP	GWR&IPR	INJ	0	0	0
Walton	City of Freeport WWTP	GWR&IPR	RIB	1.5	0.525	77
Walton	City of Freeport WWTP	GWR&IPR	SWA	0	0	0
Walton	City of Freeport WWTP	IND	AOF	0	0	0
Walton	City of Freeport WWTP	IND	ATP	0	0	0
Walton	City of Freeport WWTP	OTH	OTH	0	0	Not reported.
Walton	City of Freeport WWTP	PAA&LI	GCI	0	0	0
Walton	City of Freeport WWTP	PAA&LI	OPAA	1.5	0.25	11.83
Walton	City of Freeport WWTP	PAA&LI	RI	0	0	0
Walton	City of Freeport WWTP	TF	NA	0	0	Not reported.
Walton	City of Freeport WWTP	WL	NA	0	0	0
Walton	Point Washington WWTP	AI	OC	9.925	1.892	1,382
Walton	Sandestin WWTP	PAA&LI	GCI	1.087	0.895	258
Walton	Sandestin WWTP	PAA&LI	OPAA	0.458	0	59
Walton	Sandestin WWTP	PAA&LI	RI	1.712	0	720
Walton	Seacrest WWTP	GWR&IPR	RIB	1.1	0	20.9
Walton	Seacrest WWTP	PAA&LI	GCI	1.45	1.689	230
Walton	Seacrest WWTP	PAA&LI	OPAA	0.375	Not reported.	186
Walton	Seacrest WWTP	PAA&LI	RI	0.195	Not reported.	96
Walton	South Walton Utility Company WWTP	GWR&IPR	RIB	0.7	0.3022	19.76
Walton	South Walton Utility Company WWTP	IND	ATP	0.36	0.0475	6.43
Walton	South Walton Utility Company WWTP	PAA&LI	GCI	3.935	1.2244	603.2

County	Reuse System Name	Reuse Type	Reuse Subtype	Capacity (mgd)	Flow (mgd)	Area (acres)
Walton	South Walton Utility Company WWTP	WL	NA	2	0.0012	2.59
Walton	Walton Correctional Institution WWTP	AI	EC	0	0	0
Walton	Walton Correctional Institution WWTP	AI	OC	0	0	0
Walton	Walton Correctional Institution WWTP	FP	NA	0	0	Not reported.
Walton	Walton Correctional Institution WWTP	GWR&IPR	AF	0	0	0
Walton	Walton Correctional Institution WWTP	GWR&IPR	INJ	0	0	0
Walton	Walton Correctional Institution WWTP	GWR&IPR	RIB	0.225	0.187	2.67
Walton	Walton Correctional Institution WWTP	GWR&IPR	SWA	0	0	0
Walton	Walton Correctional Institution WWTP	IND	AOF	0	0	0
Walton	Walton Correctional Institution WWTP	IND	ATP	0	0	0
Walton	Walton Correctional Institution WWTP	OTH	OTH	0	0	0
Walton	Walton Correctional Institution WWTP	PAA&LI	GCI	0	0	0
Walton	Walton Correctional Institution WWTP	PAA&LI	OPAA	0	0	0
Walton	Walton Correctional Institution WWTP	PAA&LI	RI	0	0	0
Walton	Walton Correctional Institution WWTP	TF	NA	0	0	Not reported.
Walton	Walton Correctional Institution WWTP	WL	NA	0	0	0
Walton	Walton County Commerce Park at Mossy Head WWTF	GWR&IPR	AF	0.25	0.028	40
Washington	Chipley/Bultman Sprayfield	AI	OC	1.2	0.77	200
Washington	Chipley WWTP	AI	OC	1.2	0.77	200
Washington	City of Vernon WWTF	AI	OC	0.206	0.052	40

## Appendix E. Public Access Reuse Customers and Cooling Towers

County	Reuse System Name	Residences	Golf Courses	Parks	Schools	Cooling Towers	Unique Uses
Alachua	City of Alachua AWRF	0	1	0	0	1	0
Alachua	GRU/Main Street WRF	0	0	1	0	0	Depot Park (restored brownfield area), Paynes Prairie sheet flow restoration (environmental restoration – wetland ecosystem restored/water quality to Alachua Sink and Floridan Aquifer improved).
Alachua	High Springs WWTF	Not reported.	Not reported.	Not reported.	Not reported.	Not reported.	Not reported.
Alachua	Kanapaha WRF	1,822	1	1	1	0	Water features at Kanapaha Botanical Gardens, Kanapaha MS, Veterans Park/Chapman's Trails, infiltrating wetlands and hybrid RCW/stormwater systems, the UF-TREEO center, and Haile Links water features.
Alachua	Newberry WWTF	Not reported.	Not reported.	Not reported.	Not reported.	Not reported.	Not reported.
Alachua	University of Florida WWTF (FDOE)	0	1	0	1	1	Steam production at Duke Energy Cogeneration facility located on UF campus.
Baker	Baker Correctional Institution WWTF	Not reported.	Not reported.	Not reported.	Not reported.	Not reported.	Not reported.
Bay	Military Point Regional AWT Facility	0	0	0	0	0	None.
Bay	North Bay WWTF	Not reported.	Not reported.	Not reported.	Not reported.	Not reported.	Not reported.
Bay	Panama City Beach WWTP #1	2,043	0	3	2	0	None.
Bradford	Florida State Prison WWTF	Not reported.	Not reported.	Not reported.	Not reported.	Not reported.	Not reported.
Brevard	BCUD/Port St. John	0	0	0	1	0	None.
Brevard	BCUD/South Beaches	890	1	0	0	0	None.
Brevard	BCUD/South Central Regional	5,550	4	4	2	0	Decorative fountain.

County	Reuse System Name	Residences	Golf Courses	Parks	Schools	Cooling Towers	Unique Uses
Brevard	BCUD/Sykes Creek Regional WWTF	1,352	1	1	0	0	N/A
Brevard	Barefoot Bay Advanced WWTF	0	1	0	0	0	N/A
Brevard	Cape Canaveral Air Force Station Regional WWTF	Not reported.	Not reported.	Not reported.	Not reported.	Not reported.	Not reported.
Brevard	Cape Canaveral WRF	702	0	7	1	0	Two fire hydrants.
Brevard	Cocoa Beach WRF	2,014	1	13	2	0	None.
Brevard	Cocoa Water Reclamation Facility	2,406	1	16	7	0	N/A
Brevard	Melbourne/D.B. Lee WWTP	928	1	3	2	0	N/A
Brevard	Melbourne/Grant Street	4	1	4	0	0	N/A
Brevard	Northgate Mobile Ranch & Travel Park WWTF	Not reported.	Not reported.	Not reported.	Not reported.	Not reported.	Not reported.
Brevard	Palm Bay #1 WRF	585	0	1	0	0	N/A
Brevard	Pinewood Village MHP	Not reported.	Not reported.	Not reported.	Not reported.	Not reported.	Not reported.
Brevard	City of Rockledge	1,653	1	6	1	0	0
Brevard	Stuckey's Pecan Shop and RV Campground WWTF	Not reported.	Not reported.	Not reported.	Not reported.	Not reported.	Not reported.
Brevard	Titusville Blue Heron WRF	1,911	2	8	6	0	Public access areas, including (1) the great outdoors, and (2) Blue Heron reprocessed water discharged to reuse distribution.
Brevard	West Melbourne/Ray Bullard	2,101	0	2	0	0	In-plant processes.
Broward	Broward Co. North Regional WWTP	Not reported.	Not reported.	Not reported.	Not reported.	Not reported.	Not reported.
Broward	Coral Springs Imp. Dist. WWTF	Not reported.	Not reported.	Not reported.	Not reported.	Not reported.	Not reported.
Broward	Hollywood Southern Regional WWTF	0	3	6	0	0	Median strips within the city and common areas: Cortland Apt., Emerald Hills Townhomes, Joe DiMaggio Children's Hospital and Westlake Village.

County	Reuse System Name	Residences	Golf Courses	Parks	Schools	Cooling Towers	Unique Uses
Broward	City of Miramar WWTF	3,728	0	13	14	0	Water fountain feature at the entrance to the City of Miramar's wastewater reclamation facility.
Broward	Plantation Regional WWTP	0	0	0	0	0	N/A
Broward	Sunrise No. 3 WWTP (Sawgrass)	0	0	0	0	0	N/A
Broward	Sunrise Southwest WWTP	Not reported.	Not reported.	Not reported.	Not reported.	Not reported.	Not reported.
Broward	Tindall Hammock Wastewater Treatment Facility	Not reported.	Not reported.	Not reported.	Not reported.	Not reported.	Not reported.
Broward	Town of Davie Water Reclamation Facility	0	1	1	1	1	None.
Charlotte	Charlotte County Utilities/Burnt Store WWTP	5	0	0	0	0	Plant beds onsite beautification projects.
Charlotte	Charlotte County Utilities/Eastport WWTP	2,401	9	5	0	0	Beautification projects – medians, plant beds, concrete facilities. WRF treatment process including belt press operations and clarifier washdown.
Charlotte	City of Punta Gorda WWTP	Not reported.	Not reported.	Not reported.	Not reported.	Not reported.	Not reported.
Charlotte	Englewood Water District WRF	2,704	3	2	1	0	N/A
Charlotte	Riverwoods Utilities WWTP	1,148	1	0	0	0	N/A
Charlotte	Town and Country Utility Water Reclamation Facility	3950	1	6	2	0	N/A
Citrus	Beverly Hills WWTF	Not reported.	Not reported.	Not reported.	Not reported.	Not reported.	Not reported.
Citrus	Brentwood Regional WWTF	Not reported.	Not reported.	Not reported.	Not reported.	Not reported.	Not reported.
Citrus	City of Crystal River WWTF	0	0	0	0	0	N/A
Citrus	City of Inverness WWTF	0	1	0	0	0	N/A
Citrus	Meadowcrest WWTF	0	1	0	0	0	N/A – golf course.
Citrus	Point O. Woods	0	1	0	0	0	N/A – golf course.

County	Reuse System Name	Residences	Golf Courses	Parks	Schools	Cooling Towers	Unique Uses
Citrus	Southwest Regional Water R.F. FKA Sugarmill Woods WWTF	Not reported.	Not reported.	Not reported.	Not reported.	Not reported.	Not reported.
Clay	Green Cove Springs/Harbor Road WWTF	0	1	0	0	0	Used in NTU and CL2 analyzers, then discharged to the in-plant lift station and pumped back to the headworks.
Clay	Peter's Creek (FKA Green Cove West) WWTF	Not reported.	Not reported.	Not reported.	Not reported.	Not reported.	Not reported.
Clay	Spencer's Crossing WWTF	20,047	3	22	2	1	N/A
Collier	Ave Maria WWTP	3,633	0	3	2	0	N/A
Collier	City of Naples Water Reclamation Facility	1,558	10	9	4	2	N/A
Collier	Collier County South County WRF	6,332	16	6	3	1	N/A
Collier	Everglades City WWTF	0	0	0	0	0	N/A
Collier	Golden Gate WWTP	Not reported.	Not reported.	Not reported.	Not reported.	Not reported.	Not reported.
Collier	Immokalee WWTP	Not reported.	Not reported.	Not reported.	Not reported.	Not reported.	Not reported.
Collier	Marco Island Utilities WWTP	0	3	3	2	0	N/A
Collier	NE Utilities WWTP	Not reported.	Not reported.	Not reported.	Not reported.	Not reported.	Not reported.
Collier	Port of The Islands/WRF	641	0	0	0	0	N/A
Desoto	Desoto County Regional WWTF	Not reported.	Not reported.	Not reported.	Not reported.	Not reported.	Not reported.
Dixie	Cross City WWTF	Not reported.	Not reported.	Not reported.	Not reported.	Not reported.	Not reported.
Duval	Arlington East WWTF	27,900	8	3	4	0	N/A
Duval	Buckman WWTF	0	0	0	0	0	N/A
Duval	District II WWTF	0	0	0	0	0	N/A

County	Reuse System Name	Residences	Golf Courses	Parks	Schools	Cooling Towers	Unique Uses
Duval	Jacksonville Beach WWTF	0	1	1	0	0	Landscaping of O&M facility, PCP grounds, PCP belt press, city cemeteries, police department, golf course, South Beach Parkway, Jacksonville Drive and Beach Boulevard medians.
Duval	Normandy Village Utility Company WWTF	Not reported.	Not reported.	Not reported.	Not reported.	Not reported.	Not reported.
Duval	Southwest District WWTF	0	0	0	0	0	N/A
Duval	USN NAS Jacksonville WWTF	0	2	0	0	0	N/A
Escambia	ECUA/Bayou Marcus Water Reclamation Facility	Not reported.	Not reported.	Not reported.	Not reported.	Not reported.	Not reported.
Escambia	ECUA/Central Water Reclamation Facility	0	0	0	0	2	Cooling towers and paper making.
Escambia	ECUA/Pensacola Beach WRF	0	0	0	0	0	Irrigation of medians.
Flagler	City of Bunnell WWTF	610	1	0	0	0	N/A
Flagler	Dunes Community Development District WWTF	1,375	2	0	0	0	None.
Flagler	Flagler-By-The-Sea WWTF	Not reported.	Not reported.	Not reported.	Not reported.	Not reported.	Not reported.
Flagler	Marine Park of Flagler WWTF	Not reported.	Not reported.	Not reported.	Not reported.	Not reported.	Not reported.
Flagler	Maritime Estates I WWTF	Not reported.	Not reported.	Not reported.	Not reported.	Not reported.	Not reported.
Flagler	Maritime Estates II	Not reported.	Not reported.	Not reported.	Not reported.	Not reported.	Not reported.
Flagler	Palm Coast WWTF #2	761	1	2	0	0	None.
Flagler	Palm Coast WWTF	1,983	3	4	2	0	None.
Flagler	Plantation Bay WWTF	0	1	0	0	0	N/A
Franklin	Eastpoint Wastewater Treatment Plant	Not reported.	Not reported.	Not reported.	Not reported.	Not reported.	Not reported.
Gadsden	Gadsden East WWTF	Not reported.	Not reported.	Not reported.	Not reported.	Not reported.	Not reported.



County	Reuse System Name	Residences	Golf Courses	Parks	Schools	Cooling Towers	Unique Uses
Gadsden	City of Gretna WWTP	Not reported.	Not reported.	Not reported.	Not reported.	Not reported.	Not reported.
Gadsden	Havana Middle School WWTP	Not reported.	Not reported.	Not reported.	Not reported.	Not reported.	Not reported.
Gadsden	Havana WWTF	0	0	0	0	0	N/A
Gadsden	Quincy WWTP	0	0	0	0	0	N/A
Gilchrist	Lancaster Correctional Institution WWTF	Not reported.	Not reported.	Not reported.	Not reported.	Not reported.	Not reported.
Glades	Glades County Correctional WWTP	Not reported.	Not reported.	Not reported.	Not reported.	Not reported.	Not reported.
Gulf	Gulf Correctional Institution WWTP	Not reported.	Not reported.	Not reported.	Not reported.	Not reported.	Not reported.
Hamilton	White Springs WWTF	Not reported.	Not reported.	Not reported.	Not reported.	Not reported.	Not reported.
Hardee	City of Bowling Green WWTF	0	0	0	0	0	Taken by the City of Wauchula.
Hardee	City of Wauchula WWTP	0	0	0	0	0	Not reported.
Hardee	Hardee Correctional Institution	Not reported.	Not reported.	Not reported.	Not reported.	Not reported.	Not reported.
Hardee	Wauchula Hills WWTP	0	0	0	0	0	N/A
Hardee	City of Zolfo Springs WWTF	Not reported.	Not reported.	Not reported.	Not reported.	Not reported.	Not reported.
Hendry	City of Clewiston WWTP	0	0	0	0	0	None.
Hendry	City of Labelle WWTP #1	Not reported.	Not reported.	Not reported.	Not reported.	Not reported.	Not reported.
Hendry	Port Labelle WWTP	Not reported.	Not reported.	Not reported.	Not reported.	Not reported.	Not reported.
Hernando	Glen Water Reclamation Facility	0	4	0	0	0	None.
Hernando	Hernando County Airport WRF	Not reported.	Not reported.	Not reported.	Not reported.	Not reported.	Not reported.
Hernando	Ridge Manor Subregional WWTF	Not reported.	Not reported.	Not reported.	Not reported.	Not reported.	Not reported.
Hernando	William S. Smith Water Reclamation Facility	594	1	0	0	0	N/A

County	Reuse System Name	Residences	Golf Courses	Parks	Schools	Cooling Towers	Unique Uses
Highlands	City of Avon Park WWTP	Not reported.	Not reported.	Not reported.	Not reported.	Not reported.	Not reported.
Highlands	City of Sebring Cemetery Road WWTP	Not reported.	Not reported.	Not reported.	Not reported.	Not reported.	Not reported.
Highlands	North Main Street WWTP	0	0	0	0	0	N/A
Highlands	Sun'N Lake of Sebring Unit 23 WWTP	Not reported.	Not reported.	Not reported.	Not reported.	Not reported.	Not reported.
Highlands	Sun'N Lake of Sebring Unit 4 WWTP	Not reported.	Not reported.	Not reported.	Not reported.	Not reported.	Not reported.
Highlands	Tomoka Heights WWTP AKA Placid Utilities	Not reported.	Not reported.	Not reported.	Not reported.	Not reported.	Not reported.
Highlands	Western Blvd WWTP	Not reported.	Not reported.	Not reported.	Not reported.	Not reported.	Not reported.
Hillsborough	Country Meadows/Golden Lakes WWTP	0	1	0	0	0	N/A
Hillsborough	Falkenburg Road AWWTP	9,401	7	5	15	4	None.
Hillsborough	H. Curren AWWTP	3,796	0	99	8	1	Landscape and dust control, using trucked water in-plant reuse and adjacent industrial anhydrous ammonia loading terminal that is returned and retreated for reuse again.
Hillsborough	MacDill AFB WWTP	0	2	0	0	0	N/A
Hillsborough	Northwest Regional WRF	11,772	7	4	7	1	None.
Hillsborough	Plant City WRF	1,132	0	7	2	0	Dust control on site.
Hillsborough	Rice Creek WWTF	Not reported.	Not reported.	Not reported.	Not reported.	Not reported.	Not reported.
Hillsborough	Riverside Club WWTP	Not reported.	Not reported.	Not reported.	Not reported.	Not reported.	Not reported.
Hillsborough	Windemere Utility WWTP	Not reported.	Not reported.	Not reported.	Not reported.	Not reported.	Not reported.
Indian River	IRCUD/Central (Gifford) WWTF	0	8	0	0	0	N/A
Indian River	City of Vero Beach	118	3	6	1	0	None.

County	Reuse System Name	Residences	Golf Courses	Parks	Schools	Cooling Towers	Unique Uses
Jackson	Cottdondale WWTP	Not reported.	Not reported.	Not reported.	Not reported.	Not reported.	Not reported.
Jackson	Jackson Correctional Institution WWTP	Not reported.	Not reported.	Not reported.	Not reported.	Not reported.	Not reported.
Jackson	Town of Grand Ridge WWTF	Not reported.	Not reported.	Not reported.	Not reported.	Not reported.	Not reported.
Jefferson	Jefferson Correctional Institution WWTF	0	0	0	0	0	N/A
Lafayette	Mayo Correctional Institution WWTF	Not reported.	Not reported.	Not reported.	Not reported.	Not reported.	Not reported.
Lake	Clerbrook RV Resorts	Not reported.	Not reported.	Not reported.	Not reported.	Not reported.	Not reported.
Lake	Clermont/East	8,774	2	1	0	0	None.
Lake	Eustis Bates Avenue WWTF	1,005	2	4	0	0	N/A
Lake	Frozen Grove WWTF	0	2	0	0	0	Golf course irrigation.
Lake	Lady Lake WWTF	156	0	4	0	0	Town of Lady Lake has a reuse agreement with The Villages to share reuse water as needed.
Lake	Lake Groves WWTF	784	0	0	0	0	N/A
Lake	Leesburg/Canal St. WWTF	3,476	1	0	0	0	None.
Lake	Mid Florida Lakes WWTF	Not reported.	Not reported.	Not reported.	Not reported.	Not reported.	Not reported.
Lake	Pennbrooke Fairways	0	1	0	0	0	N/A
Lake	Pine Island	0	1	0	0	0	None.
Lake	Southlake Utilities WWTF	Not reported.	Not reported.	Not reported.	Not reported.	Not reported.	Not reported.
Lake	St. Johns River Utility WWTF (FKA Astor/Astor Park)	Not reported.	Not reported.	Not reported.	Not reported.	Not reported.	Not reported.
Lake	Tavares/Woodlea Road WWTF	910	0	0	0	0	Cemetery.
Lake	Villages WWTF	0	6	8	0	0	N/A
Lee	Bonita Springs Water Reclamation (West)	6,667	7	6	0	0	N/A

County	Reuse System Name	Residences	Golf Courses	Parks	Schools	Cooling Towers	Unique Uses
Lee	Citrus Park North	Not reported.	Not reported.	Not reported.	Not reported.	Not reported.	Not reported.
Lee	Cross Creek WWTF	0	1	0	0	0	None.
Lee	Del Prado WWTF	500	6	0	0	0	None.
Lee	Donax Water Reclamation Facility	13	3	1	1	0	None.
Lee	Eagle Ridge WWTP	0	1	0	0	0	N/A
Lee	Everest Parkway WRF	63,585	0	37	18	0	N/A
Lee	Fiddlesticks Country Club	0	2	0	0	0	N/A
Lee	Forest Utilities WWTP	0	2	0	0	0	N/A
Lee	Fort Myers Beach WRF	0	4	3	0	0	None.
Lee	Fort Myers Central AWWTF	0	3	2	0	3	N/A
Lee	Gateway Water Reclamation Facility	3,800	0	0	0	0	None.
Lee	Hunter's Ridge WWTP	0	1	0	0	0	None.
Lee	Lake Fairways WWTP	0	1	0	0	0	N/A
Lee	Lee County Utilities/Fiesta Village	0	4	1	1	0	None.
Lee	Pine Island WRF	0	0	0	0	0	None.
Lee	South Seas Plantation	0	1	0	0	0	N/A
Lee	Three Oaks WWTF	0	6	2	1	0	None.
Leon	Killearn Lakes WWTP	Not reported.	Not reported.	Not reported.	Not reported.	Not reported.	Not reported.
Leon	Lake Jackson WWTP	Not reported.	Not reported.	Not reported.	Not reported.	Not reported.	Not reported.
Leon	Meadows-At-Woodrun WWTF	Not reported.	Not reported.	Not reported.	Not reported.	Not reported.	Not reported.
Leon	Sandstone Ranch WWTF	Not reported.	Not reported.	Not reported.	Not reported.	Not reported.	Not reported.
Leon	T.P. Smith Water Reclamation Facility	0	1	1	1	0	None.

County	Reuse System Name	Residences	Golf Courses	Parks	Schools	Cooling Towers	Unique Uses
Levy	Chiefland WWTF	Not reported.	Not reported.	Not reported.	Not reported.	Not reported.	Not reported.
Levy	Williston WWTF	Not reported.	Not reported.	Not reported.	Not reported.	Not reported.	Not reported.
Liberty	Bristol WWTF	Not reported.	Not reported.	Not reported.	Not reported.	Not reported.	Not reported.
Liberty	Liberty Correctional Institution WWTP	Not reported.	Not reported.	Not reported.	Not reported.	Not reported.	Not reported.
Manatee	Braden River Utility	26,862	10	10	11	0	None.
Manatee	Manatee County Master Reuse System	12,537	6	11	6	0	N/A
Manatee	City of Palmetto WWTP	2,706	1	14	5	0	N/A
Marion	City of Belleview	0	2	0	0	0	Golf courses.
Marion	City of Dunnellon WWTF	Not reported.	Not reported.	Not reported.	Not reported.	Not reported.	Not reported.
Marion	Juliette Falls WWTF	0	0	0	0	0	0
Marion	MCUD/Stonecrest WWTF	0	1	0	0	0	0
Marion	MCUD/Oak Run	0	3	0	0	0	None.
Marion	MCUD/Silver Springs Shores WRF	0	1	0	0	0	Tank hose-down, equipment cleaning.
Marion	Marion County/Northwest Regional WWTF	0	1	0	0	0	None.
Marion	Ocala WRF #2	36	1	4	0	0	N/A
Marion	Ocala WRF #3	0	1	2	0	0	Supplied to the City of Ocala Groundwater Recharge Wetlands Park.
Marion	On Top of The World South WWTF	0	3	0	0	0	N/A
Marion	Rainbow Springs Fifth Replat WWTF	Not reported.	Not reported.	Not reported.	Not reported.	Not reported.	Not reported.
Martin	Martin Correctional Institute	0	0	0	0	0	N/A
Martin	Martin County Tropical Farms WWTF	429	8	1	0	0	Not reported.

County	Reuse System Name	Residences	Golf Courses	Parks	Schools	Cooling Towers	Unique Uses
Martin	Martin County Utilities North WWTF	1,000	1	1	1	0	None.
Martin	South Martin Regional Util. (FKA Hydratech) WWTF	75	4	0	1	0	None.
Martin	City of Stuart	0	0	4	0	0	N/A
Miami-Dade	City of Homestead	Not reported.	Not reported.	Not reported.	Not reported.	Not reported.	Not reported.
Miami-Dade	MDWASA Central District WWTF	0	0	0	0	0	None.
Miami-Dade	MDWASA South District WWTF	Not reported.	Not reported.	Not reported.	Not reported.	Not reported.	Not reported.
Miami-Dade	MDWASD North District WWTP	0	0	0	0	0	N/A
Monroe	Big Coppitt WWTP	143	0	0	0	0	None.
Monroe	City of Marathon Area 3 WWTP	0	0	0	0	0	N/A
Monroe	City of Marathon Area 4 WWTP	0	0	0	0	0	N/A
Monroe	City of Marathon Area 5 Little Venice WWTP	0	0	0	0	0	N/A
Monroe	City of Marathon Area 7 WWTP	0	0	0	0	0	N/A
Monroe	Duck Key Wastewater Cooperative	205	0	0	0	0	None.
Monroe	City of Key Colony Beach	0	1	4	0	0	City parks are permitted to use a small tank to deliver water to remote parks.
Monroe	Key West Resort Utility	0	1	1	0	0	N/A
Monroe	North Key Largo WWTP	0	3	0	0	0	Golf course irrigation.
Nassau	Hilliard WWTF	Not reported.	Not reported.	Not reported.	Not reported.	Not reported.	Not reported.
Nassau	Nassau Amelia Utilities WWTF	0	3	0	0	0	N/A
Nassau	Nassau Regional WWTF	1,500	2	0	0	0	N/A
Okaloosa	Arbennie Pritchett Water Reclamation Facility	0	1	0	0	0	0
Okaloosa	Crestview WWTP	Not reported.	Not reported.	Not reported.	Not reported.	Not reported.	Not reported.

County	Reuse System Name	Residences	Golf Courses	Parks	Schools	Cooling Towers	Unique Uses
Okaloosa	George F. French Water Reclamation Facility	620	3	2	1	0	N/A
Okaloosa	Hurlburt Field AWTP	0	0	3	0	3	Reclaimed water is currently utilized at the Hurlburt Field fire training area for firefighting training only.
Okaloosa	Jerry D. Mitchem WRF at Bob Sikes Industrial Park	Not reported.	Not reported.	Not reported.	Not reported.	Not reported.	Not reported.
Okaloosa	Mary Esther WWTP	Not reported.	Not reported.	Not reported.	Not reported.	Not reported.	Not reported.
Okaloosa	NV Regional WWTF	505	0	2	1	0	Irrigation of grass in cemetery.
Okaloosa	Okaloosa Correctional Institution WWTF	Not reported.	Not reported.	Not reported.	Not reported.	Not reported.	Not reported.
Okaloosa	Russell F. W Stephenson WWTF	Not reported.	Not reported.	Not reported.	Not reported.	Not reported.	Not reported.
Okeechobee	Cemetery Road Wastewater Treatment Facility	Not reported.	Not reported.	Not reported.	Not reported.	Not reported.	Not reported.
Okeechobee	Okeechobee Correctional WWTF	Not reported.	Not reported.	Not reported.	Not reported.	Not reported.	Not reported.
Orange	Apopka WRF/Project Arrow	12,361	1	1	5	0	The Northwest Reservoir provides the city with the ability to perform groundwater recharge activities when the levels rise above the pond liner.
Orange	Central Florida Tourism Oversight District	0	4	0	0	6	Street and sidewalk wash-down, vehicle and bus wash. Construction dust control, process water at treatment plant and tree farm irrigation.
Orange	Conserv II Distribution Center	0	3	0	0	0	N/A
Orange	Fairways Country Club WWTF	0	1	0	0	0	N/A
Orange	Gulfstream Harbor WWTF	Not reported.	Not reported.	Not reported.	Not reported.	Not reported.	Not reported.
Orange	OCUD Hamlin WRF	0	0	0	0	0	N/A

County	Reuse System Name	Residences	Golf Courses	Parks	Schools	Cooling Towers	Unique Uses
Orange	OCUD/Eastern Subregional WRF	13,970	1	24	12	4	Supplied to Curtis Stanton Energy Center for use in hyperbolic cooling towers and turbines; also as outfall from an engineered wetlands system.
Orange	OCUD/Northwest Water Reclamation Facility	0	0	0	0	0	N/A
Orange	OCUD/South WRF	21,076	14	94	12	0	N/A
Orange	Ocoee WWTF	6,587	1	4	6	0	N/A
Orange	Orlando/Conserv II WRF	653	1	25	3	3	N/A
Orange	Orlando/Conserv I WWTF	8,078	2	84	10	0	N/A
Orange	Rock Springs MHP WWTF	Not reported.	Not reported.	Not reported.	Not reported.	Not reported.	Not reported.
Orange	Wedgfield WWTF	0	1	0	0	0	N/A
Orange	Winter Garden WWTF	6,821	1	25	0	0	None.
Orange	Winter Park Estates WWTF	0	2	1	1	0	Glen Haven Cemetery.
Osceola	Southport Park	Not reported.	Not reported.	Not reported.	Not reported.	Not reported.	Not reported.
Osceola	Sunbridge Water Reclamation Facility (WRF)	1,449	0	1	0	0	N/A
Osceola	TWA/Harmony Community Dev. District WWTF	2,410	0	0	0	0	N/A
Osceola	TWA/Sandhill Road WWTF	6,069	1	0	0	0	N/A
Osceola	TWA/South Bermuda	16,941	5	10	3	2	None.
Osceola	TWA Southside WRF	14,503	1	26	5	0	Flow can transfer back and forth from Toho Parkway Reuse Service Area.
Osceola	TWA/Cypress West	476	1	0	2	0	N/A
Osceola	TWA/Parkway WWTF	2,057	1	0	0	0	Flow can transfer back and forth from Southside Reuse Service Area.
Palm Beach	City of Boca Raton WWTP	1,720	6	6	5	1	None.



County	Reuse System Name	Residences	Golf Courses	Parks	Schools	Cooling Towers	Unique Uses
Palm Beach	Central Region Reclaimed Water Facility	8,802	1	0	0	0	N/A
Palm Beach	East Central Regional Water Reclamation Facility	0	0	1	0	3	N/A
Palm Beach	Loxahatchee Env. Control Dist. WWTP	5,884	12	14	3	0	Clarifier stilling well foam removal, process water, Roger Dean Stadium irrigation, Jupiter Community Park garden.
Palm Beach	Okeelanta Corporation	Not reported.	Not reported.	Not reported.	Not reported.	Not reported.	Not reported.
Palm Beach	Palm Beach County Southern Region Water Reclamation Facility	20,320	6	2	1	0	Air conditioning and cooling.
Palm Beach	Seacoast Utilities Authority PGA Regional WWTF	0	10	2	0	0	None.
Palm Beach	South Central Regional WWTP	690	9	10	4	0	N/A
Palm Beach	Village of Wellington WWTP	0	0	8	0	0	N/A
Palm Beach	Western Region North WWTP	Not reported.	Not reported.	Not reported.	Not reported.	Not reported.	Not reported.
Palm Beach	Western Region WWTF	Not reported.	Not reported.	Not reported.	Not reported.	Not reported.	Not reported.
Pasco	Dade City WWTP	Not reported.	Not reported.	Not reported.	Not reported.	Not reported.	Not reported.
Pasco	Forest Lake Estates WWTP	Not reported.	Not reported.	Not reported.	Not reported.	Not reported.	Not reported.
Pasco	City of New Port Richey WWTF	282	0	8	8	0	Run through water softener and used for cleaning fleet vehicles.
Pasco	Pasco County Master Reuse System	37,347	9	7	11	0	N/A
Pasco	Seven Springs WWTF	2,870	1	3	4	0	N/A
Pasco	Travelers Rest WWTF	0	0	0	0	0	None.
Pinellas	City of Clearwater Master Reuse System	6,512	6	1	1	1	N/A
Pinellas	City of Dunedin AWWTF	3,739	2	18	5	0	Not reported.
Pinellas	City of Largo	2,938	5	14	6	6	The reclaimed water hydrants are also used for vac trucks as well as non-potable water trucks.

County	Reuse System Name	Residences	Golf Courses	Parks	Schools	Cooling Towers	Unique Uses
Pinellas	On Top of The World WWTP	540	1	0	0	0	N/A
Pinellas	South Cross Bayou WRF	6,248	3	7	2	0	N/A
Pinellas	St. Petersburg Master Urban Reuse System	10,354	7	99	64	14	One site uses reclaimed water for non-contact cooling and returns that water to the SWWRF for reuse.
Pinellas	City of Tarpon Springs	1,066	1	9	4	0	N/A
Pinellas	William E. Dunn WRF	5,554	11	1	9	0	N/A
Polk	City of Bartow WRF	0	0	0	0	8	N/A
Polk	Cardinal Hill WWTF	Not reported.	Not reported.	Not reported.	Not reported.	Not reported.	Not reported.
Polk	Cypress Lakes WWTP	0	1	0	0	0	N/A
Polk	Dundee Regional WWTF	Not reported.	Not reported.	Not reported.	Not reported.	Not reported.	Not reported.
Polk	City of Frostproof WWTF	Not reported.	Not reported.	Not reported.	Not reported.	Not reported.	Not reported.
Polk	Lake Hamilton Wastewater Treatment Facility	Not reported.	Not reported.	Not reported.	Not reported.	Not reported.	Not reported.
Polk	City of Lake Wales WWTP	264	1	1	0	0	N/A
Polk	City of Lakeland Glendale WRF	Not reported.	Not reported.	Not reported.	Not reported.	Not reported.	Not reported.
Polk	Northeast Regional WWTF	9,454	1	3	6	0	N/A
Polk	Northwest Regional WWTF	2,099	1	1	1	0	N/A
Polk	Outdoor Resorts at Orlando WWTF	Not reported.	Not reported.	Not reported.	Not reported.	Not reported.	Not reported.
Polk	Southwest Regional WWTP	2,663	3	1	1	0	N/A
Polk	Sun Ray WWTP	Not reported.	Not reported.	Not reported.	Not reported.	Not reported.	Not reported.
Polk	Sweetwater Golf & Tennis Club WWTP	0	1	0	0	0	None.
Polk	Swiss Golf Club	Not reported.	Not reported.	Not reported.	Not reported.	Not reported.	Not reported.

County	Reuse System Name	Residences	Golf Courses	Parks	Schools	Cooling Towers	Unique Uses
Polk	Swiss Village WWTF	Not reported.	Not reported.	Not reported.	Not reported.	Not reported.	Not reported.
Polk	Waverly WWTF	Not reported.	Not reported.	Not reported.	Not reported.	Not reported.	Not reported.
Polk	City of Winter Haven WWTP #2	2,826	2	6	0	0	None.
Putnam	Bass Capital Mobile Home Park WWTF	Not reported.	Not reported.	Not reported.	Not reported.	Not reported.	Not reported.
Putnam	Crescent City WWTF	Not reported.	Not reported.	Not reported.	Not reported.	Not reported.	Not reported.
Putnam	Economy Inn Motel WWTF/Palatka	Not reported.	Not reported.	Not reported.	Not reported.	Not reported.	Not reported.
Santa Rosa	Gulf Breeze Regional Water System WRF	1,107	1	2	1	0	None.
Santa Rosa	Holley-Navarre Wastewater Treatment Facility	0	1	0	0	0	None.
Santa Rosa	Town of Jay WWTP	Not reported.	Not reported.	Not reported.	Not reported.	Not reported.	Not reported.
Santa Rosa	Milton WWTF	Not reported.	Not reported.	Not reported.	Not reported.	Not reported.	Not reported.
Santa Rosa	Navarre Beach WWTP	Not reported.	Not reported.	Not reported.	Not reported.	Not reported.	Not reported.
Santa Rosa	Pace Water System WWTP	1,553	1	4	1	0	None.
Santa Rosa	Sundial Utilities WWTP	Not reported.	Not reported.	Not reported.	Not reported.	Not reported.	Not reported.
Sarasota	City of North Port WWTP	1,550	1	8	0	0	One privately owned automatic car wash.
Sarasota	City of Sarasota AWWTF	41	2	8	4	1	Lakewood Ranch Community District agreement provides reclaimed water to development.
Sarasota	Sarasota County North Master Reuse System	5,600	10	3	0	0	None.
Sarasota	Sarasota County South Master Reuse System	218	7	0	0	0	None.
Sarasota	Southwest WRF	Not reported.	Not reported.	Not reported.	Not reported.	Not reported.	Not reported.
Sarasota	Venice Eastside WWTP	2,588	5	2	0	0	N/A

County	Reuse System Name	Residences	Golf Courses	Parks	Schools	Cooling Towers	Unique Uses
Seminole	Altamonte Springs Regional WRF	6,000	0	9	13	0	N/A
Seminole	Casselberry WRF	1,818	1	7	0	0	Irrigation of roadway medians, cemetery and landscaped areas.
Seminole	Chuluota WWTF	100	0	0	0	0	N/A
Seminole	Orlando/Iron Bridge Regional WRF	Not reported.	Not reported.	Not reported.	Not reported.	Not reported.	Not reported.
Seminole	Palm Valley MHP WWTF	281	0	0	0	0	N/A
Seminole	SCU/Northwest Regional WRF	2,550	1	1	3	0	N/A
Seminole	SCU/Greenwood Lakes WRF	0	0	0	0	0	N/A
Seminole	Sanford North WRF	5,108	2	15	7	1	Not reported.
Seminole	Sanford South WRC	5,108	2	15	7	1	Not reported.
Seminole	Wekiva Hunt Club WRF	106	1	0	0	0	0
Seminole	Winter Springs/East WWTF	1,088	1	2	0	0	N/A
Seminole	Winter Springs/West	1,046	0	3	3	0	None.
St. Johns	Anastasia Island WWTF	255	1	0	0	0	N/A
St. Johns	Marsh Landing WWTF	0	3	0	0	0	N/A
St. Johns	North Beach WWTF	Not reported.	Not reported.	Not reported.	Not reported.	Not reported.	Not reported.
St. Johns	Northwest Wastewater Treatment Plant	3,990	2	0	0	0	N/A
St. Johns	Players Club South WWTF	0	3	0	0	0	N/A
St. Johns	Ponce De Leon WWTF	Not reported.	Not reported.	Not reported.	Not reported.	Not reported.	Not reported.
St. Johns	Ponte Vedra WRF	0	1	0	0	0	N/A
St. Johns	St. Augustine WWTF No. 1	0	0	0	0	0	N/A
St. Johns	State Road 207 WWTF	0	1	0	0	0	None.
St. Lucie	Fort Pierce Utility Authority WWTF	Not reported.	Not reported.	Not reported.	Not reported.	Not reported.	Not reported.

County	Reuse System Name	Residences	Golf Courses	Parks	Schools	Cooling Towers	Unique Uses
St. Lucie	Island Dunes Country Club WWTF	0	1	0	0	0	N/A
St. Lucie	Meadowood Community Association, Inc. WWTF	0	1	0	0	0	N/A
St. Lucie	Port St. Lucie Utilities (PSLU) Glades WWTF	0	0	0	0	0	Community clubhouse and medians.
St. Lucie	Port St. Lucie Utility Westport WWTF	1,798	3	0	0	0	None.
St. Lucie	SLCUD South Hutchinson Island Water Reclamation Facility	74	0	0	0	0	N/A
St. Lucie	SLCU North Hutchinson Island WWTF	138	0	1	0	0	Dune line restoration.
St. Lucie	Spanish Lakes Country Club	Not reported.	Not reported.	Not reported.	Not reported.	Not reported.	Not reported.
St. Lucie	Spanish Lakes Fairways WWTF	0	1	0	0	0	N/A
St. Lucie	St. Lucie County Utilities Holiday Pines WWTF	0	1	0	0	0	None.
St. Lucie	St. Lucie West Services District	5,167	3	9	10	0	None.
Sumter	Central Sumter Utility Company WWTF	Not reported.	Not reported.	Not reported.	Not reported.	Not reported.	Not reported.
Sumter	Continental Country Club	Not reported.	Not reported.	Not reported.	Not reported.	Not reported.	Not reported.
Sumter	GPU WRF	Not reported.	Not reported.	Not reported.	Not reported.	Not reported.	Not reported.
Sumter	Little Sumter Utility Co. WWTF	0	8	7	0	0	N/A
Sumter	North Sumter Utility Company Master Reuse System	0	15	0	0	0	N/A
Sumter	North Sumter Utility Company WWTF	Not reported.	Not reported.	Not reported.	Not reported.	Not reported.	Not reported.
Sumter	City of Wildwood WWTP	0	31	1	0	0	None.
Suwannee	Live Oak WWTF	0	1	1	0	0	N/A
Union	City of Lake Butler WWTF	Not reported.	Not reported.	Not reported.	Not reported.	Not reported.	Not reported.
Volusia	Applegate Estates MHP WWTF	Not reported.	Not reported.	Not reported.	Not reported.	Not reported.	Not reported.

County	Reuse System Name	Residences	Golf Courses	Parks	Schools	Cooling Towers	Unique Uses
Volusia	Arlington Square Apartments WWTF	Not reported.	Not reported.	Not reported.	Not reported.	Not reported.	Not reported.
Volusia	Blue Spring State Park	Not reported.	Not reported.	Not reported.	Not reported.	Not reported.	Not reported.
Volusia	Candlelight MHP	Not reported.	Not reported.	Not reported.	Not reported.	Not reported.	Not reported.
Volusia	Cypress Point WWTF (Golf & RV Campground)	Not reported.	Not reported.	Not reported.	Not reported.	Not reported.	Not reported.
Volusia	Days Inn of Orange City WWTF	Not reported.	Not reported.	Not reported.	Not reported.	Not reported.	Not reported.
Volusia	Daytona Beach/Bethune Point WRF	6,732	6	6	7	3	Wetland rehydration of Bennett Swamp up to 6.0 mgd.
Volusia	Deland/Wiley M. Nash Water Reclamation Facility	2,472	1	7	3	0	N/A
Volusia	City of Edgewater	4,032	0	1	0	0	N/A
Volusia	El Dorado Estates WWTF	Not reported.	Not reported.	Not reported.	Not reported.	Not reported.	Not reported.
Volusia	Emerald Palms WWTF	Not reported.	Not reported.	Not reported.	Not reported.	Not reported.	Not reported.
Volusia	Encore Daytona North WWTF	Not reported.	Not reported.	Not reported.	Not reported.	Not reported.	Not reported.
Volusia	Hontoon Island State Park	Not reported.	Not reported.	Not reported.	Not reported.	Not reported.	Not reported.
Volusia	Kove Estates	Not reported.	Not reported.	Not reported.	Not reported.	Not reported.	Not reported.
Volusia	Lake Helen Mobile Home Villas	Not reported.	Not reported.	Not reported.	Not reported.	Not reported.	Not reported.
Volusia	Lakeview Terrace MHP	Not reported.	Not reported.	Not reported.	Not reported.	Not reported.	Not reported.
Volusia	Mariners Bay Condominium WWTF	Not reported.	Not reported.	Not reported.	Not reported.	Not reported.	Not reported.
Volusia	Meadowlea Estates WWTF	Not reported.	Not reported.	Not reported.	Not reported.	Not reported.	Not reported.
Volusia	New Smyrna Beach Water Reclamation Facility	3,852	5	1	0	0	None.
Volusia	North Peninsula Utilities WWTF	Not reported.	Not reported.	Not reported.	Not reported.	Not reported.	Not reported.

County	Reuse System Name	Residences	Golf Courses	Parks	Schools	Cooling Towers	Unique Uses
Volusia	Ocean House Condominium WWTF	Not reported.	Not reported.	Not reported.	Not reported.	Not reported.	Not reported.
Volusia	Orangewood Mobile Home Park	Not reported.	Not reported.	Not reported.	Not reported.	Not reported.	Not reported.
Volusia	Ormond Beach WWTF	3,251	1	7	3	0	N/A
Volusia	Paradise Lakes Campground	Not reported.	Not reported.	Not reported.	Not reported.	Not reported.	Not reported.
Volusia	Port Orange WWTF	7,971	2	4	7	0	N/A
Volusia	Quality Inn WWTF	Not reported.	Not reported.	Not reported.	Not reported.	Not reported.	Not reported.
Volusia	Samsula Academy WWTF	Not reported.	Not reported.	Not reported.	Not reported.	Not reported.	Not reported.
Volusia	St. Johns River Club Condominium WWTF	Not reported.	Not reported.	Not reported.	Not reported.	Not reported.	Not reported.
Volusia	Sunny Sands Resort	Not reported.	Not reported.	Not reported.	Not reported.	Not reported.	Not reported.
Volusia	VC/ Halifax Plantation WWTF #8	Not reported.	Not reported.	Not reported.	Not reported.	Not reported.	Not reported.
Volusia	VC/Southeast WWTF #7	2,283	1	0	0	0	N/A
Volusia	VC/Southwest Regional WRF	2,283	1	0	0	0	N/A
Volusia	VC/Southwest WWTF #2	213	1	1	1	0	N/A
Volusia	Van Lee Condominiums WWTF	Not reported.	Not reported.	Not reported.	Not reported.	Not reported.	Not reported.
Volusia	Villages of Pine Run	Not reported.	Not reported.	Not reported.	Not reported.	Not reported.	Not reported.
Volusia	Windemere Shores Condo	Not reported.	Not reported.	Not reported.	Not reported.	Not reported.	Not reported.
Wakulla	Wakulla County/Otter Creek WWTP	0	1	0	0	0	None.
Wakulla	Winco Utilities, Inc. WWTP	Not reported.	Not reported.	Not reported.	Not reported.	Not reported.	Not reported.
Walton	City of Freeport WWTP	0	0	0	0	0	Reuse is used for rights-of-way only.
Walton	Point Washington WWTP	Not reported.	Not reported.	Not reported.	Not reported.	0	Not reported.

County	Reuse System Name	Residences	Golf Courses	Parks	Schools	Cooling Towers	Unique Uses
Walton	Sandestin WWTP	0	4	0	0	0	N/A
Walton	Seacrest WWTP	0	2	1	1	0	Not reported.
Walton	South Walton Utility Company WWTP	0	3	0	0	0	N/A
Walton	Walton Correctional Institution WWTP	Not reported.	Not reported.	Not reported.	Not reported.	Not reported.	Not reported.
Walton	Walton County Commerce Park at Mossy Head WWTF	Not reported.	Not reported.	Not reported.	Not reported.	Not reported.	Not reported.
Washington	Chipley/Bultman Sprayfield	Not reported.	Not reported.	Not reported.	Not reported.	Not reported.	Not reported.
Washington	Chipley WWTP	Not reported.	Not reported.	Not reported.	Not reported.	Not reported.	Not reported.
Washington	City of Vernon WWTF	Not reported.	Not reported.	Not reported.	Not reported.	Not reported.	Not reported.



## Appendix F. Domestic Wastewater Treatment Facilities (0.1 mgd and greater) with No Reuse

DEP District Office	Water Management District	County	Facility Name*	Facility ID	Capacity (mgd)	Flow (mgd)
NED	SJRWMD	Baker	Maccleenny WWTF	FL0040495	1.3	0.733
NWD	NWFWMD	Bay	St. Andrews WWTF	FL0020451	10	Not reported.
NWD	NWFWMD	Bay	Military Point Regional AWT Facility	FL0167959	7	Not reported.
NWD	NWFWMD	Bay	Millville AWT Facility	FL0170909	5	Not reported.
CD	SJRWMD	Brevard	Cocoa Beach WRF	FL0021105	6	Not reported.
CD	SJRWMD	Brevard	Cocoa Water Reclamation Facility	FL0021521	4.5	Not reported.
CD	SJRWMD	Brevard	City of Rockledge	FL0021571	4.5	Not reported.
CD	SJRWMD	Brevard	BCUD/South Beaches	FL0040622	8	Not reported.
CD	SJRWMD	Brevard	BCUD/Sykes Creek Regional WWTF	FLA102695	6	Not reported.
SED	SFWMD	Broward	Hollywood Southern Regional WWTF	FL0026255	55.5	27.35
SED	SFWMD	Broward	City of Cooper City WWTP	FL0040398	4.27	2.558
SED	SFWMD	Broward	Town of Davie WWTP	FL0040541	4.85	2.07
SED	SFWMD	Broward	City of Pembroke Pines	FLA013575	9.5	Not reported.
SED	SFWMD	Broward	Tindall Hammock Wastewater Treatment Facility	FLA013583	0.6	Not reported.
SED	SFWMD	Broward	Plantation Regional WWTP	FLA040401	18.9	Not reported.
SED	SFWMD	Broward	City of Margate West WWTP	FLA041289	10.1	Not reported.
SED	SFWMD	Broward	Fort Lauderdale/G.T. Lohmeyer WWTP	FLA041378	61.58	Not reported.
SED	SFWMD	Broward	Sunrise No. 1 WWTP (Springtree)	FLA041947	11.5	Not reported.
SED	SFWMD	Broward	Sunrise No. 3 WWTP (Sawgrass)	FLA042641	20	Not reported.

DEP District Office	Water Management District	County	Facility Name*	Facility ID	Capacity (mgd)	Flow (mgd)
NWD	NWFWMD	Calhoun	Blountstown WWTP	FL0026867	1.5	Not reported.
SD	SWFWMD	Charlotte	Riverwoods Utilities WWTP	FLA014060	0.499	0.145
SD	SWFWMD	Charlotte	Charlotte County Utilities/Burnt Store WWTP	FLA014083	2.5	Not reported.
SD	SWFWMD	Charlotte	City of Punta Gorda WWTP	FLA118371	3.2	Not reported.
SWD	SWFWMD	Citrus	Meadowcrest WWTF	FLA011845	2	Not reported.
SWD	SWFWMD	Citrus	City of Inverness WWTF	FLA011847	1.5	Not reported.
NED	SJRWMD	Clay	FANG/Camp Blanding WWTF	FL0022853	0.9	0.12
NED	SJRWMD	Clay	Orange Park WWTF	FL0023922	2.5	0.89
NED	SJRWMD	Clay	Miller Street WWTF	FL0025151	4.99	1.35
NED	SJRWMD	Clay	South Plant/Green Cove Springs WWTF	FL0030210	0.5	0.24
SD	SFWMD	Collier	Immokalee WWTP	FLA014132	4	Not reported.
SD	SFWMD	Collier	Everglades City WWTF	FLA027618	0.115	Not reported.
SD	SWFWMD	DeSoto	William Tyson WWTP	FL0027511	2	0.82
NED	SJRWMD	Duval	USN Mayport Naval Station WWTF	FL0000922	2	0.54
NED	SJRWMD	Duval	Neptune Beach WWTF	FL0020427	1.5	0.63
NED	SJRWMD	Duval	Monterey WRF	FL0023604	3.6	1.48
NED	SJRWMD	Duval	Buckman WWTF	FL0026000	52.5	28.38
NED	SJRWMD	Duval	Southwest District WWTF	FL0026468	14	10.96
NED	SJRWMD	Duval	Baldwin WWTF	FL0027812	0.4	0.22
NED	SJRWMD	Duval	Atlantic Beach WWTF	FL0038776	3.5	2
NWD	NWFWMD	Escambia	Town of Century WWTF	FL0032468	0.675	Not reported.
NED	SJRWMD	Flagler	Flagler Beach WWTF	FL0026611	1	0.63

DEP District Office	Water Management District	County	Facility Name*	Facility ID	Capacity (mgd)	Flow (mgd)
NWD	NWFWMD	Gadsden	City of Chattahoochee WWTP	FL0027669	0.4	Not reported.
NWD	NWFWMD	Gadsden	Quincy WWTP	FL0029033	1.5	Not reported.
NWD	NWFWMD	Gadsden	Florida State Hospital WWTP	FL0031402	1.3	Not reported.
NWD	NWFWMD	Gulf	City of Wewahitchka "Ricky McMillion" WWTP	FL0020125	0.24	Not reported.
NED	SRWMD	Hamilton	Jasper WWTF	FL0027880	1.2	0.55
SWD	SWFWMD	Hardee	City of Zolfo Springs WWTF	FLA119903	0.2	Not reported.
SWD	SWFWMD	Hardee	City of Bowling Green WWTF	FLA119911	0.32	Not reported.
SD	SWFWMD	Highlands	City of Sebring Cemetery Road WWTP	FLA014311	2.35	1.5
SD	SWFWMD	Highlands	Western Blvd WWTP	FLA014328	0.2	0.03
SD	SWFWMD	Highlands	Tomoka Heights WWTP AKA Placid Utilities	FLA014329	0.2	Not reported.
SD	SFWMD	Highlands	Sun'N Lake of Sebring Unit 23 WWTP	FLA014389	1.25	Not reported.
SWD	SWFWMD	Hillsborough	H. Curren AWWTP	FL0020940	96	54.56
SWD	SWFWMD	Hillsborough	Plant City WRF	FL0026557	8	4.807
SWD	SWFWMD	Hillsborough	South County Regional AWWTP	FL0028061	13	2.16
SWD	SWFWMD	Hillsborough	Falkenburg Road AWWTP	FL0040614	12	4.692
SWD	SWFWMD	Hillsborough	Northwest Regional WRF	FL0041670	30	15.5
SWD	SWFWMD	Hillsborough	Riverside Club WWTP	FLA012169	0.12	Not reported.
NWD	NWFWMD	Holmes	City of Bonifay WWTF	FL0027731	1.4	Not reported.
SED	SJRWMD	Indian River	City of Vero Beach	FLA021661	4.5	Not reported.
NWD	NWFWMD	Jackson	City of Graceville/Advanced Wastewater Treatment Facility	FL0038555	1.1	Not reported.

DEP District Office	Water Management District	County	Facility Name*	Facility ID	Capacity (mgd)	Flow (mgd)
NWD	NWFWMD	Jackson	City of Marianna WWTP	FLA101141	4	Not reported.
NWD	NWFWMD	Jefferson	City of Monticello WWTP	FL0027839	0.8	Not reported.
SD	SFWMD	Lee	Fort Myers Central AWWTF	FL0021261	11	6.12
SD	SWFWMD	Lee	Fort Myers South AWWTP	FL0021270	12	10.13
SD	SFWMD	Lee	Everest Parkway WRF	FL0030007	13.4	7.3
SD	SFWMD	Lee	Lee County Utilities/Fiesta Village	FL0039829	5	1.21
SD	SFWMD	Lee	Citrus Park North	FLA014477	0.199	Not reported.
SWD	SWFWMD	Manatee	City of Bradenton WWTP	FL0021369	9	5.32
CD	SWFWMD	Marion	On Top of The World South WWTF	FLA012683	1.25	Not reported.
CD	SWFWMD	Marion	MCUD/Oak Run	FLA012697	1.6	Not reported.
CD	SWFWMD	Marion	City of Dunnellon WWTF	FLA126594	0.49	Not reported.
CD	SWFWMD	Marion	Marion County/Northwest Regional WWTF	FLA272060	0.8	Not reported.
SED	SFWMD	Martin	City of Stuart	FLA041459	4	Not reported.
SED	SFWMD	Miami-Dade	MDWASA Central District WWTF	FL0024805	143	117.9
SED	SFWMD	Miami-Dade	Cricket Club Condominium	FLA013637	0.105	Not reported.
SED	SFWMD	Miami-Dade	Americana Village Condominium Association, Inc.	FLA013641	0.2	Not reported.
SED	SFWMD	Miami-Dade	MDWASA South District WWTF	FLA042137	112.5	Not reported.
SED	SFWMD	Monroe	City of Key Colony Beach	FLA014720	0.34	Not reported.
SED	SFWMD	Monroe	North Key Largo WWTP	FLA015009	0.499	0.248
SED	SFWMD	Monroe	Richard A Heyman WWTP/Key West	FLA147222	10	Not reported.

DEP District Office	Water Management District	County	Facility Name*	Facility ID	Capacity (mgd)	Flow (mgd)
NED	SJRWMD	Nassau	Fernandina Beach WWTF	FL0027260	3.5	1.82
NED	SJRWMD	Nassau	Callahan WWTF	FL0038407	0.499	0.16
NWD	NFWWMD	Okaloosa	Hurlburt Field AWTP	FL0003174	1	Not reported.
CD	SFWMD	Osceola	TWA/Walnut Drive WRF	FL0036862	0.85	Not reported.
SED	SFWMD	Palm Beach	South Central Regional WWTP	FL0035980	24	17
SED	SFWMD	Palm Beach	Western Region WWTF	FLA027740	6.5	Not reported.
SED	SFWMD	Palm Beach	East Central Regional Water Reclamation Facility	FLA041360	70	Not reported.
SED	SFWMD	Palm Beach	Village of Wellington WWTP	FLA042595	6.5	Not reported.
SED	SFWMD	Palm Beach	Western Region North WWTP	FLA136778	1.2	Not reported.
SWD	SWFWMD	Pasco	Embassy Hills Subregional WWTF	FLA012735	2.6	Not reported.
SWD	SWFWMD	Pasco	City of Zephyrhills WWTP	FLA012744	4.5	Not reported.
SWD	SWFWMD	Pasco	Jasmine Lakes WWTF	FLA012768	0.37	Not reported.
SWD	SWFWMD	Pinellas	City of Clearwater Marshall Street WRF	FL0021857	10	2.43
SWD	SWFWMD	Pinellas	City of Largo	FL0026603	18	8.13
SWD	SWFWMD	Pinellas	Mid-County WWTP	FL0034789	1.2	0.85
SWD	SWFWMD	Pinellas	South Cross Bayou WRF	FL0040436	33	9.19
SWD	SWFWMD	Polk	City of Mulberry	FL0020338	0.75	0.272
SWD	SWFWMD	Polk	City of Winter Haven WWTP#3	FL0036048	7.5	4.073
SWD	SWFWMD	Polk	City of Lakeland/Glendale WRF	FL0039772	13.7	7.96
SWD	SWFWMD	Polk	Avon Park Correctional Institute	FL0040029	0.5	0.297
SWD	SWFWMD	Polk	Sun Ray WWTP	FLA012949	0.265	Not reported.

DEP District Office	Water Management District	County	Facility Name*	Facility ID	Capacity (mgd)	Flow (mgd)
SWD	SWFWMD	Polk	Gold Coast Utility WWTF	FLA110434	0.13	Not reported.
SWD	SWFWMD	Polk	City of Winter Haven WWTP #2	FLA129747	1.7	Not reported.
NWD	NWFWMD	Santa Rosa	Milton WWTF	FL0021903	2.5	Not reported.
CD	SJRWMD	Seminole	Orlando/Iron Bridge Regional WRF	FL0037966	28	Not reported.
NED	SJRWMD	St. Johns	St. Augustine WWTF No. 1	FL0021938	4.95	3.95
NED	SJRWMD	St. Johns	Hastings WWTF	FL0042315	0.12	0.111
NED	SJRWMD	St. Johns	Blacks Ford WRF	FL0174441	3	Not reported.
SED	SFWMD	St. Lucie	Fort Pierce Utility Authority WWTF	FL0027278	10	5.54
CD	SJRWMD	Sumter	Continental Country Club	FLA043699	0.2	Not reported.
NED	SRWMD	Taylor	Perry WWTF	FL0026387	1.25	0
CD	SJRWMD	Volusia	Deland/Wiley M. Nash Water Reclamation Facility	FL0020303	6	Not reported.
CD	SJRWMD	Volusia	Ormond Beach WWTF	FL0020532	8	Not reported.
CD	SJRWMD	Volusia	Daytona Beach/Bethune Point WRF	FL0025984	13	Not reported.
CD	SJRWMD	Volusia	Holly Hill WRF	FL0027677	3	Not reported.
CD	SJRWMD	Volusia	New Smyrna Beach Water Reclamation Facility	FL0172090	7	Not reported.
NWD	NWFWMD	Washington	Chipley WWTP	FLA027570	1.2	Not reported.
CD	SJRWMD	Volusia	New Smyrna Beach Water Reclamation Facility	FL0172090	7	Not reported.
NWD	NWFWMD	Washington	Chipley WWTP	FLA027570	1.2	Not reported.

Note: \*These are facilities with permitted capacities 0.1 mgd or greater that are not otherwise in the reuse inventory because they do not provide reuse per Chapter 62-610, F.A.C.

## Appendix G. Cross-Connection Control Activities

Facility ID	Reuse System Name	Enforced Cross-Connection Control Program?	Accepted Cross-Connection Control Program?	Number of Cross-Connections Reported	Number of Cross-Connections Eliminated	Number of New Connections	Number of New Connections Inspected	Inspection Frequency	Non-residential Inspection Frequency	Existing Connection Inspected
FL0000957	USN NAS Jacksonville WWTF	Y	Y	0	0	0	0	Not inspected.	Yearly.	2
FL0003174	Hurlburt Field AWTP	Y	Y	0	0	0	0	Not inspected.	As needed.	0
FL0020109	Winter Garden WWTF	Y	Y	0	0	9	9	Initial connection.	Initial connection.	0
FL0020141	Sanford North WRF	Y	Y	0	Not reported.	273	273	2 years.	2 years.	2,417
FL0020141	Sanford South WRC	Y	Y	0	Not reported.	273	273	2 years.	2 years.	2,417
FL0020231	Jacksonville Beach WWTF	Y	Y	0	0	0	0	As needed.	As needed.	0
FL0020303	Deland/Wiley M. Nash Water Reclamation Facility	Y	Y	0	0	59	59	Initial connection.	Initial connection.	59
FL0020401	City of Palmetto WWTP	Y	Y	0	0	95	0	As needed.	As needed.	95
FL0020532	Ormond Beach WWTF	Y	Y	1	1	7	7	As needed.	As needed.	70
FL0020541	Cape Canaveral WRF	Y	Y	0	0	2	2	Yearly.	5 years.	687
FL0020559	Port Orange WWTF	Y	Y	0	0	393	393	Yearly.	Yearly.	7,971
FL0020907	City of Bunnell WWTF	Y	Y	0	0	24	24	As needed.	Weekly.	50
FL0020915	Green Cove Springs/Harbor Road WWTF	Y	Y	0	0	0	0	Monthly.	As needed.	1
FL0020940	H. Curren AWWTP	Y	Y	0	0	67	67	As needed.	As needed.	0
FL0021105	Cocoa Beach WRF	Y	Y	0	0	15	15	As needed.	As needed.	771
FL0021261	Fort Myers Central AWWTF	Y	Y	0	0	0	0	Not inspected.	Yearly.	9
FL0021326	City of Dunedin AWWTF	Y	Y	0	0	32	32	Yearly.	Yearly.	3,961
FL0021431	City of Edgewater	Y	Y	0	0	121	121	5 years.	5 years.	961
FL0021512	Panama City Beach WWTP #1	Y	Y	2	2	253	253	Yearly.	Yearly.	2,296
FL0021521	Cocoa Water Reclamation Facility	Y	Y	0	0	12	12	2 years.	2 years.	1,571
FL0021571	City of Rockledge	Y	Y	0	0	9	9	As needed.	As needed.	9

Facility ID	Reuse System Name	Enforced Cross-Connection Control Program?	Accepted Cross-Connection Control Program?	Number of Cross-Connections Reported	Number of Cross-Connections Eliminated	Number of New Connections	Number of New Connections Inspected	Inspection Frequency	Non-residential Inspection Frequency	Existing Connection Inspected
FL0021610	Crescent City WWTF	Not reported.	Not reported.	Not reported.	Not reported.	Not reported.	Not reported.	Not reported.	Not reported.	Not reported.
FL0021903	Milton WWTF	Not reported.	Not reported.	Not reported.	Not reported.	Not reported.	Not reported.	Not reported.	Not reported.	Not reported.
FL0021938	St. Augustine WWTF No. 1	Not reported.	Not reported.	Not reported.	Not reported.	Not reported.	Not reported.	Not reported.	Not reported.	Not reported.
FL0023981	Navarre Beach WWTP	Not reported.	Not reported.	Not reported.	Not reported.	Not reported.	Not reported.	Not reported.	Not reported.	Not reported.
FL0024007	ECUA/Pensacola Beach WRF	Y	Y	0	0	0	0	Not inspected	As needed.	0
FL0024805	MDWASA Central District WWTF	Not reported.	Not reported.	Not reported.	Not reported.	Not reported.	Not reported.	Not reported.	Not reported.	Not reported.
FL0025984	Daytona Beach/Bethune Point WRF	Y	Y	0	0	2,038	2038	2 years.	Yearly.	2,655
FL0026000	Buckman WWTF	Not reported.	Not reported.	Not reported.	Not reported.	Not reported.	Not reported.	Not reported.	Not reported.	Not reported.
FL0026255	Hollywood Southern Regional WWTF	Y	Y	0	0	0	0	Not inspected.	Yearly.	20
FL0026271	City of Naples Water Reclamation Facility	Y	Y	0	0	81	81	As needed.	As needed.	32
FL0026344	City of Boca Raton WWTP	Y	Y	0	0	5	5	2 years.	Yearly.	177
FL0026441	Arlington East WWTF	Y	Y	0	0	4,887	4,887	5 years.	5 years.	1,328
FL0026450	District II WWTF	Not reported.	Not reported.	Not reported.	Not reported.	Not reported.	Not reported.	Not reported.	Not reported.	Not reported.
FL0026468	Southwest District WWTF	Not reported.	Not reported.	Not reported.	Not reported.	Not reported.	Not reported.	Not reported.	Not reported.	Not reported.
FL0026557	Plant City WRF	Y	Y	0	0	718	718	As needed.	As needed.	0
FL0026603	City of Largo	Y	Y	0	0	21	21	2 years.	Yearly.	108
FL0027251	GRU/Main Street WRF	Y	Y	0	0	0	0	As needed.	As needed.	0
FL0027278	Fort Pierce Utility Authority WWTF	Not reported.	Not reported.	Not reported.	Not reported.	Not reported.	Not reported.	Not reported.	Not reported.	Not reported.
FL0029033	Quincy WWTP	Not reported.	Not reported.	Not reported.	Not reported.	Not reported.	Not reported.	Not reported.	Not reported.	Not reported.
FL0030007	Everest Parkway WRF	Y	Y	15	12	1,408	1,408	Yearly.	Yearly.	10,568
FL0030406	City of Tarpon Springs	Y	Y	0	0	11	11	2 years.	Yearly.	355
FL0031771	Broward Co. North Regional WWTP	Not reported.	Not reported.	Not reported.	Not reported.	Not reported.	Not reported.	Not reported.	Not reported.	Not reported.



Facility ID	Reuse System Name	Enforced Cross-Connection Control Program?	Accepted Cross-Connection Control Program?	Number of Cross-Connections Reported	Number of Cross-Connections Eliminated	Number of New Connections	Number of New Connections Inspected	Inspection Frequency	Non-residential Inspection Frequency	Existing Connection Inspected
FL0031801	ECUA/Bayou Marcus Water Reclamation Facility	Not reported.	Not reported.	Not reported.	Not reported.	Not reported.	Not reported.	Not reported.	Not reported.	Not reported.
FL0032182	MDWASD North District WWTP	Not reported.	Not reported.	Not reported.	Not reported.	Not reported.	Not reported.	Not reported.	Not reported.	Not reported.
FL0033251	Altamonte Springs Regional WRF	Y	Y	0	0	14	14	5 years.	5 years.	1,298
FL0034649	Loxahatchee Env. Control Dist. WWTP	Y	Y	0	0	0	0	5 years.	5 years.	864
FL0035980	South Central Regional WWTP	Y	Y	0	0	6	6	5 years.	5 years.	342
FL0036251	Wekiva Hunt Club WRF	Y	Y	0	0	0	0	Yearly.	Yearly.	106
FL0037966	Orlando/Iron Bridge Regional WRF	Not reported.	Not reported.	Not reported.	Not reported.	Not reported.	Not reported.	Not reported.	Not reported.	Not reported.
FL0038768	Seacoast Utilities Authority PGA Regional WWTF	Y	Y	0	0	0	0	Not inspected.	Weekly.	32
FL0038831	Anastasia Island WWTF	Y	Y	0	0	2	2	Initial connection.	Monthly.	9
FL0038849	OCUD/Eastern Subregional WRF	Y	Y	0	0	1,408	1,408	10 years.	10 years.	1,459
FL0039772	City of Lakeland Glendale WRF	Not reported.	Not reported.	Not reported.	Not reported.	Not reported.	Not reported.	Not reported.	Not reported.	Not reported.
FL0039829	Lee County Utilities/Fiesta Village	Y	Y	0	0	0	0	Monthly.	Quarterly.	0
FL0040291	Charlotte County Utilities/Eastport WWTP	Y	Y	0	0	453	453	Yearly.	Weekly.	2,401
FL0040436	South Cross Bayou WRF	Y	Y	1	1	30	30	As needed.	As needed.	287
FL0040614	Falkenburg Road AWWP	Y	Y	0	0	239	239	2 years.	Yearly.	0
FL0040622	BCUD/South Beaches	Y	Y	0	0	0	0	As needed.	As needed.	0
FL0040665	City of Clewiston WWTP	Y	Y	0	0	0	0	Not inspected.	Not inspected.	0
FL0040771	City of Sarasota AWWTF	Y	Y	0	0	3	3	Yearly.	Yearly.	400

Facility ID	Reuse System Name	Enforced Cross-Connection Control Program?	Accepted Cross-Connection Control Program?	Number of Cross-Connections Reported	Number of Cross-Connections Eliminated	Number of New Connections	Number of New Connections Inspected	Inspection Frequency	Non-residential Inspection Frequency	Existing Connection Inspected
FL0041424	Palm Beach County Southern Region Water Reclamation Facility	Y	Y	0	0	769	769	As needed.	As needed.	0
FL0041441	Venice Eastside WWTP	Y	Y	0	0	87	87	Yearly.	Yearly.	2,501
FL0041670	Northwest Regional WRF	Y	Y	0	0	13	13	2 years.	Yearly.	0
FL0042293	Barefoot Bay Advanced WWTF	Y	Y	0	0	0	0	As needed.	As needed.	0
FL0043079	Hilliard WWTF	Not reported.	Not reported.	Not reported.	Not reported.	Not reported.	Not reported.	Not reported.	Not reported.	Not reported.
FL0043214	Martin County Tropical Farms WWTF	Y	Y	0	0	1	1	Monthly.	Monthly.	13
FL0044245	Players Club South WWTF	Y	Y	0	0	0	0	Not inspected.	Monthly.	3
FL0044253	Marsh Landing WWTF	Y	Y	0	0	0	0	Not inspected.	Daily.	3
FL0102202	Pace Water System WWTP	Y	Y	0	0	209	209	Initial connection.	Initial connection.	0
FL0102482	South Walton Utility Company WWTP	Y	Y	0	0	0	0	Not inspected.	Quarterly.	16
FL0102679	BCUD/South Central Regional	Y	Y	0	0	150	150	10% annually.	10% annually.	0
FL0102920	Cape Canaveral Air Force Station Regional WWTF	Not reported.	Not reported.	Not reported.	Not reported.	Not reported.	Not reported.	Not reported.	Not reported.	Not reported.
FL0103349	Titusville Blue Heron WRF	Y	Y	0	0	3	3	Yearly.	Yearly.	6
FL0112895	Kanapaha WRF	Y	Y	0	0	54	54	As needed.	As needed.	0
FL0116009	Palm Coast WWTF	Y	Y	0	0	398	398	Yearly.	Yearly.	1,585
FL0116793	Nassau Regional WWTF	Y	Y	0	0	1,500	1,500	5 years.	5 years.	0
FL0117471	State Road 207 WWTF	Y	Y	0	0	0	0	Not inspected.	Daily.	0
FL0117951	Ponte Vedra WRF	Y	Y	0	0	0	0	5 years.	5 years.	0
FL0122076	Rice Creek WWTF	Not reported.	Not reported.	Not reported.	Not reported.	Not reported.	Not reported.	Not reported.	Not reported.	Not reported.
FL0127434	City of New Port Richey WWTF	Y	Y	0	0	3	3	As needed.	As needed.	43

Facility ID	Reuse System Name	Enforced Cross-Connection Control Program?	Accepted Cross-Connection Control Program?	Number of Cross-Connections Reported	Number of Cross-Connections Eliminated	Number of New Connections	Number of New Connections Inspected	Inspection Frequency	Non-residential Inspection Frequency	Existing Connection Inspected
FL0128775	William E. Dunn WRF	Y	Y	4	4	31	31	As needed.	As needed.	2
FL0139475	SLCUD South Hutchinson Island Water Reclamation Facility	Y	Y	0	0	0	0	Monthly.	Not inspected.	12
FL0141356	Collier County South County WRF	Y	Y	0	0	0	0	5 years.	5 years.	1,363
FL0167959	Military Point Regional AWT Facility	N	N	0	0	0	0	Not inspected.	Yearly.	0
FL0172090	New Smyrna Beach Water Reclamation Facility	Y	Y	0	0	96	96	2 years.	Yearly.	3600
FL0173371	Spencer's Crossing WWTF	Y	Y	0	0	1,151	1,151	Initial connection.	As needed.	2,375
FL0186261	City of Clearwater Master Reuse System	Y	Y	0	0	57	57	Yearly.	Yearly.	6,455
FL0471275	Central Region Reclaimed Water Facility	N	N	0	0	0	0	As needed.	As needed.	0
FL0474029	Manatee County Master Reuse System	Y	Y	4	4	1,331	1,331	Yearly.	Yearly.	12,435
FL0559351	ECUA/Central Water Reclamation Facility	Not reported.	Not reported.	Not reported.	Not reported.	Not reported.	Not reported.	Not reported.	Not reported.	Not reported.
FL0670651	Northwest Wastewater Treatment Plant	Y	Y	1	1	625	625	Initial connection.	6 months.	350
FL0710008	Palm Coast WWTF #2	Y	Y	0	0	339	339	Yearly.	As needed.	422
FL0824381	Braden River Utility	Y	Y	0	0	5631	5631	Monthly.	Monthly.	511
FL0A00002	Northeast Regional WWTF	Y	Y	0	0	662	662	Yearly.	Yearly.	9,555
FLA010065	Eastpoint Wastewater Treatment Plant	Not reported.	Not reported.	Not reported.	Not reported.	Not reported.	Not reported.	Not reported.	Not reported.	Not reported.
FLA010085	Havana Middle School WWTP	Not reported.	Not reported.	Not reported.	Not reported.	Not reported.	Not reported.	Not reported.	Not reported.	Not reported.
FLA010105	Gulf Correctional Institution WWTP	Not reported.	Not reported.	Not reported.	Not reported.	Not reported.	Not reported.	Not reported.	Not reported.	Not reported.
FLA010127	Jackson Correctional Institution WWTP	Not reported.	Not reported.	Not reported.	Not reported.	Not reported.	Not reported.	Not reported.	Not reported.	Not reported.
FLA010139	T.P. Smith Water Reclamation Facility	Y	Y	0	0	0	0	Not inspected.	Yearly.	18

Facility ID	Reuse System Name	Enforced Cross-Connection Control Program?	Accepted Cross-Connection Control Program?	Number of Cross-Connections Reported	Number of Cross-Connections Eliminated	Number of New Connections	Number of New Connections Inspected	Inspection Frequency	Non-residential Inspection Frequency	Existing Connection Inspected
FLA010159	Meadows-At-Woodrun WWTF	Not reported.	Not reported.	Not reported.	Not reported.	Not reported.	Not reported.	Not reported.	Not reported.	Not reported.
FLA010167	Sandstone Ranch WWTF	Not reported.	Not reported.	Not reported.	Not reported.	Not reported.	Not reported.	Not reported.	Not reported.	Not reported.
FLA010171	Lake Jackson WWTP	Not reported.	Not reported.	Not reported.	Not reported.	Not reported.	Not reported.	Not reported.	Not reported.	Not reported.
FLA010173	Killearn Lakes WWTP	Not reported.	Not reported.	Not reported.	Not reported.	Not reported.	Not reported.	Not reported.	Not reported.	Not reported.
FLA010179	Liberty Correctional Institution WWTP	Not reported.	Not reported.	Not reported.	Not reported.	Not reported.	Not reported.	Not reported.	Not reported.	Not reported.
FLA010181	Jerry D. Mitchem WRF at Bob Sikes Industrial Park	Not reported.	Not reported.	Not reported.	Not reported.	Not reported.	Not reported.	Not reported.	Not reported.	Not reported.
FLA010182	Russell F.W. Stephenson WWTF	Not reported.	Not reported.	Not reported.	Not reported.	Not reported.	Not reported.	Not reported.	Not reported.	Not reported.
FLA010185	NV Regional WWTF	Y	Y	0	0	0	0	5 years.	Yearly.	100
FLA010191	Mary Esther WWTP	Not reported.	Not reported.	Not reported.	Not reported.	Not reported.	Not reported.	Not reported.	Not reported.	Not reported.
FLA010193	Crestview WWTP	Not reported.	Not reported.	Not reported.	Not reported.	Not reported.	Not reported.	Not reported.	Not reported.	Not reported.
FLA010194	George F. French Water Reclamation Facility	Y	Y	0	0	4	4	As needed.	As needed.	7
FLA010202	Okaloosa Correctional Institution WWTF	Not reported.	Not reported.	Not reported.	Not reported.	Not reported.	Not reported.	Not reported.	Not reported.	Not reported.
FLA010206	Town of Jay WWTP	Not reported.	Not reported.	Not reported.	Not reported.	Not reported.	Not reported.	Not reported.	Not reported.	Not reported.
FLA010211	Holley-Navarre Wastewater Treatment Facility	Y	Y	0	0	0	0	Not inspected.	Not inspected.	0
FLA010212	Gulf Breeze Regional Water System WRF	Y	Y	0	0	21	21	As needed.	Monthly.	100
FLA010225	Wakulla County/Otter Creek WWTP	Y	Y	0	0	0	0	Not inspected.	Not inspected.	0
FLA010245	City of Freeport WWTP	Y	Y	0	0	0	0	Not inspected.	Not inspected.	20
FLA010251	Sandestin WWTP	Y	Y	0	0	0	0	As needed.	Daily.	1
FLA010252	Point Washington WWTP	Y	Y	0	Not reported.	Not reported.	Not reported.	Not reported.	Not reported.	Not reported.

Facility ID	Reuse System Name	Enforced Cross-Connection Control Program?	Accepted Cross-Connection Control Program?	Number of Cross-Connections Reported	Number of Cross-Connections Eliminated	Number of New Connections	Number of New Connections Inspected	Inspection Frequency	Non-residential Inspection Frequency	Existing Connection Inspected
FLA010254	Walton Correctional Institution WWTP	Not reported.	Not reported.	Not reported.	Not reported.	Not reported.	Not reported.	Not reported.	Not reported.	Not reported.
FLA010323	Melbourne/D.B. Lee WWTP	Y	Y	0	0	4	4	10 years.	10 years.	0
FLA010332	West Melbourne/Ray Bullard	Y	Y	0	0	0	0	Yearly.	Yearly.	2,101
FLA010342	Pinewood Village MHP	Not reported.	Not reported.	Not reported.	Not reported.	Not reported.	Not reported.	Not reported.	Not reported.	Not reported.
FLA010368	Northgate Mobile Ranch & Travel Park WWTF	Not reported.	Not reported.	Not reported.	Not reported.	Not reported.	Not reported.	Not reported.	Not reported.	Not reported.
FLA010370	Stuckeys Pecan Shop and RV Campground WWTF	Not reported.	Not reported.	Not reported.	Not reported.	Not reported.	Not reported.	Not reported.	Not reported.	Not reported.
FLA010431	IRCUD/Central (Gifford) WWTF	Y	Y	0	0	0	0	Not inspected.	Monthly.	10
FLA010507	Eustis Bates Avenue WWTF	Y	Y	0	0	180	180	Yearly.	Yearly.	825
FLA010509	Tavares/Woodlea Road WWTF	Y	Y	0	0	154	154	Yearly.	As needed.	756
FLA010515	Clermont/East	Y	Y	0	0	531	531	Yearly.	Yearly.	8,243
FLA010538	Clerbrook RV Resorts	Not reported.	Not reported.	Not reported.	Not reported.	Not reported.	Not reported.	Not reported.	Not reported.	Not reported.
FLA010555	Villages WWTF	Y	Y	0	0	0	0	Not inspected.	Yearly.	0
FLA010570	Pennbrooke Fairways	Y	Y	0	0	0	0	Not inspected.	Not inspected.	0
FLA010588	Frozen Grove WWTF	Y	Y	0	0	0	0	Not reported.	Not reported.	0
FLA010630	Lake Groves WWTF	Y	Y	0	0	82	82	Monthly.	Not inspected.	0
FLA010634	Southlake Utilities WWTF	Not reported.	Not reported.	Not reported.	Not reported.	Not reported.	Not reported.	Not reported.	Not reported.	Not reported.
FLA010657	Mid Florida Lakes WWTF	Not reported.	Not reported.	Not reported.	Not reported.	Not reported.	Not reported.	Not reported.	Not reported.	Not reported.
FLA010678	City of Belleview	Y	Y	0	0	0	0	Not inspected.	Daily.	2
FLA010680	Ocala WRF #2	Y	Y	0	0	0	0	As needed.	As needed.	0
FLA010741	MCUD Stonecrest WWTF	Y	Y	0	0	0	1	Not reported.	Not reported.	0

Facility ID	Reuse System Name	Enforced Cross-Connection Control Program?	Accepted Cross-Connection Control Program?	Number of Cross-Connections Reported	Number of Cross-Connections Eliminated	Number of New Connections	Number of New Connections Inspected	Inspection Frequency	Non-residential Inspection Frequency	Existing Connection Inspected
FLA010795	Conserv II Distribution Center	Y	Y	0	0	3	3	Not reported.	Yearly.	68
FLA010798	OCUD/Northwest Water Reclamation Facility	Y	Y	0	0	61	61	10 years.	10 years.	0
FLA010814	Orlando/Conserv II WRF	Y	Y	0	0	0	0	6 months.	Yearly.	26
FLA010815	Ocoee WWTF	Y	Y	0	0	265	265	10% annually.	10% annually.	924
FLA010816	Orlando/Conserv I WWTF	Y	Y	0	0	162	162	6 months.	Yearly.	2,003
FLA010818	Apopka WRF/Project Arrow	Y	Y	3	2	1,394	1,394	2 years.	Yearly.	1,994
FLA010819	Winter Park Estates WWTF	Y	Y	0	0	0	0	Not reported.	Yearly.	0
FLA010823	Fairways Country Club WWTF	N	N	0	0	0	0	As needed.	As needed.	0
FLA010835	Gulfstream Harbor WWTF	Not reported.	Not reported.	Not reported.	Not reported.	Not reported.	Not reported.	Not reported.	Not reported.	Not reported.
FLA010871	Rock Springs MHP WWTF	Not reported.	Not reported.	Not reported.	Not reported.	Not reported.	Not reported.	Not reported.	Not reported.	Not reported.
FLA010900	Wedgfield WWTF	Y	Y	0	0	0	0	Not inspected.	As needed.	0
FLA010957	TWA/South Bermuda	Y	Y	0	0	851	851	10 years.	Yearly.	561
FLA010958	TWA/Sandhill Road WWTF	Y	Y	0	0	117	117	10 years.	Yearly.	0
FLA010960	TWA /Parkway WWTF	Y	Y	0	0	2	2	10 years.	Yearly.	0
FLA010962	TWA Southside WRF	Y	Y	0	0	2,454	2,454	10 years.	Yearly.	0
FLA011029	Southport Park	Not reported.	Not reported.	Not reported.	Not reported.	Not reported.	Not reported.	Not reported.	Not reported.	Not reported.
FLA011047	Outdoor Resorts at Orlando WWTF	Not reported.	Not reported.	Not reported.	Not reported.	Not reported.	Not reported.	Not reported.	Not reported.	Not reported.
FLA011066	Casselberry WRF	Y	Y	0	0	4	4	Yearly.	Yearly.	257
FLA011067	Winter Springs/West	Y	Y	0	0	1	1	10% annually.	10% annually.	150
FLA011068	Winter Springs/East WWTF	Y	Y	0	0	0	0	10% annually.	10% annually.	58
FLA011076	Chuluota WWTF	N	N	0	0	0	0	As needed.	As needed.	0

Facility ID	Reuse System Name	Enforced Cross-Connection Control Program?	Accepted Cross-Connection Control Program?	Number of Cross-Connections Reported	Number of Cross-Connections Eliminated	Number of New Connections	Number of New Connections Inspected	Inspection Frequency	Non-residential Inspection Frequency	Existing Connection Inspected
FLA011085	Palm Valley MHP WWTF	N	N	0	0	0	0	Not reported.	Not reported.	0
FLA011086	SCU/Greenwood Lakes WRF	Y	Y	0	0	0	0	5 years.	Yearly.	239
FLA011113	Samsula Academy WWTF	Not reported.	Not reported.	Not reported.	Not reported.	Not reported.	Not reported.	Not reported.	Not reported.	Not reported.
FLA011121	VC/Southwest WWTF #2	Y	Y	0	0	5	5	Yearly.	Yearly.	10
FLA011128	VC/Southwest Regional WRF	Y	Y	0	0	46	46	Yearly.	Yearly.	237
FLA011131	VC/ Halifax Plantation WWTF #8	Not reported.	Not reported.	Not reported.	Not reported.	Not reported.	Not reported.	Not reported.	Not reported.	Not reported.
FLA011150	Mariners Bay Condominium WWTF	Not reported.	Not reported.	Not reported.	Not reported.	Not reported.	Not reported.	Not reported.	Not reported.	Not reported.
FLA011151	Windemere Shores Condo	Not reported.	Not reported.	Not reported.	Not reported.	Not reported.	Not reported.	Not reported.	Not reported.	Not reported.
FLA011154	Cypress Point WWTF (Golf & RV Campground)	Not reported.	Not reported.	Not reported.	Not reported.	Not reported.	Not reported.	Not reported.	Not reported.	Not reported.
FLA011156	Van Lee Condominiums WWTF	Not reported.	Not reported.	Not reported.	Not reported.	Not reported.	Not reported.	Not reported.	Not reported.	Not reported.
FLA011159	Applegate Estates MHP WWTF	Not reported.	Not reported.	Not reported.	Not reported.	Not reported.	Not reported.	Not reported.	Not reported.	Not reported.
FLA011162	Ocean House Condominium WWTF	Not reported.	Not reported.	Not reported.	Not reported.	Not reported.	Not reported.	Not reported.	Not reported.	Not reported.
FLA011169	Villages of Pine Run	Not reported.	Not reported.	Not reported.	Not reported.	Not reported.	Not reported.	Not reported.	Not reported.	Not reported.
FLA011188	North Peninsula Utilities WWTF	Not reported.	Not reported.	Not reported.	Not reported.	Not reported.	Not reported.	Not reported.	Not reported.	Not reported.
FLA011197	Arlington Square Apartments WWTF	Not reported.	Not reported.	Not reported.	Not reported.	Not reported.	Not reported.	Not reported.	Not reported.	Not reported.
FLA011198	Lakeview Terrace MHP	Not reported.	Not reported.	Not reported.	Not reported.	Not reported.	Not reported.	Not reported.	Not reported.	Not reported.
FLA011199	Lake Helen Mobile Home Villas	Not reported.	Not reported.	Not reported.	Not reported.	Not reported.	Not reported.	Not reported.	Not reported.	Not reported.
FLA011203	Quality Inn WWTF	Not reported.	Not reported.	Not reported.	Not reported.	Not reported.	Not reported.	Not reported.	Not reported.	Not reported.
FLA011208	Meadowlea Estates WWTF	Not reported.	Not reported.	Not reported.	Not reported.	Not reported.	Not reported.	Not reported.	Not reported.	Not reported.

Facility ID	Reuse System Name	Enforced Cross-Connection Control Program?	Accepted Cross-Connection Control Program?	Number of Cross-Connections Reported	Number of Cross-Connections Eliminated	Number of New Connections	Number of New Connections Inspected	Inspection Frequency	Non-residential Inspection Frequency	Existing Connection Inspected
FLA011209	El Dorado Estates WWTF	Not reported.	Not reported.	Not reported.	Not reported.	Not reported.	Not reported.	Not reported.	Not reported.	Not reported.
FLA011212	Sunny Sands Resort	Not reported.	Not reported.	Not reported.	Not reported.	Not reported.	Not reported.	Not reported.	Not reported.	Not reported.
FLA011217	Orangewood Mobile Home Park	Not reported.	Not reported.	Not reported.	Not reported.	Not reported.	Not reported.	Not reported.	Not reported.	Not reported.
FLA011220	Days Inn of Orange City WWTF	Not reported.	Not reported.	Not reported.	Not reported.	Not reported.	Not reported.	Not reported.	Not reported.	Not reported.
FLA011234	Paradise Lakes Campground	Not reported.	Not reported.	Not reported.	Not reported.	Not reported.	Not reported.	Not reported.	Not reported.	Not reported.
FLA011235	Kove Estates	Not reported.	Not reported.	Not reported.	Not reported.	Not reported.	Not reported.	Not reported.	Not reported.	Not reported.
FLA011236	Emerald Palms WWTF	Not reported.	Not reported.	Not reported.	Not reported.	Not reported.	Not reported.	Not reported.	Not reported.	Not reported.
FLA011239	Encore Daytona North WWTF	Not reported.	Not reported.	Not reported.	Not reported.	Not reported.	Not reported.	Not reported.	Not reported.	Not reported.
FLA011263	St. Johns River Club Condominium WWTF	Not reported.	Not reported.	Not reported.	Not reported.	Not reported.	Not reported.	Not reported.	Not reported.	Not reported.
FLA011265	Candlelight MHP	Not reported.	Not reported.	Not reported.	Not reported.	Not reported.	Not reported.	Not reported.	Not reported.	Not reported.
FLA011276	Hontoon Island State Park	Not reported.	Not reported.	Not reported.	Not reported.	Not reported.	Not reported.	Not reported.	Not reported.	Not reported.
FLA011279	Blue Spring State Park	Not reported.	Not reported.	Not reported.	Not reported.	Not reported.	Not reported.	Not reported.	Not reported.	Not reported.
FLA011290	City of Alachua AWRF	Not reported.	Not reported.	Not reported.	Not reported.	Not reported.	Not reported.	Not reported.	Not reported.	Not reported.
FLA011292	Newberry WWTF	Not reported.	Not reported.	Not reported.	Not reported.	Not reported.	Not reported.	Not reported.	Not reported.	Not reported.
FLA011322	University of Florida WWTF (FDOE)	Y	Y	0	0	4	4	Yearly.	Yearly.	60
FLA011332	Baker Correctional Institution WWTF	Not reported.	Not reported.	Not reported.	Not reported.	Not reported.	Not reported.	Not reported.	Not reported.	Not reported.
FLA011517	Normandy Village Utility Company WWTF	Not reported.	Not reported.	Not reported.	Not reported.	Not reported.	Not reported.	Not reported.	Not reported.	Not reported.
FLA011593	Maritime Estates I WWTF	Not reported.	Not reported.	Not reported.	Not reported.	Not reported.	Not reported.	Not reported.	Not reported.	Not reported.
FLA011597	Plantation Bay WWTF	N	N	0	0	0	0	Not inspected.	Not inspected.	0



Facility ID	Reuse System Name	Enforced Cross-Connection Control Program?	Accepted Cross-Connection Control Program?	Number of Cross-Connections Reported	Number of Cross-Connections Eliminated	Number of New Connections	Number of New Connections Inspected	Inspection Frequency	Non-residential Inspection Frequency	Existing Connection Inspected
FLA011602	Dunes Community Development District WWTF	Y	Y	0	0	44	44	During testing.	During testing.	111
FLA011604	Maritime Estates II	Not reported.	Not reported.	Not reported.	Not reported.	Not reported.	Not reported.	Not reported.	Not reported.	Not reported.
FLA011611	Flagler-By-The-Sea WWTF	Not reported.	Not reported.	Not reported.	Not reported.	Not reported.	Not reported.	Not reported.	Not reported.	Not reported.
FLA011612	Marine Park of Flagler WWTF	Not reported.	Not reported.	Not reported.	Not reported.	Not reported.	Not reported.	Not reported.	Not reported.	Not reported.
FLA011620	Lancaster Correctional Institution WWTF	Not reported.	Not reported.	Not reported.	Not reported.	Not reported.	Not reported.	Not reported.	Not reported.	Not reported.
FLA011642	Jefferson Correctional Institution WWTF	Y	Y	0	0	0	0	Not inspected.	Not inspected.	0
FLA011646	Mayo Correctional Institution WWTF	Not reported.	Not reported.	Not reported.	Not reported.	Not reported.	Not reported.	Not reported.	Not reported.	Not reported.
FLA011648	Chiefland WWTF	Not reported.	Not reported.	Not reported.	Not reported.	Not reported.	Not reported.	Not reported.	Not reported.	Not reported.
FLA011688	Nassau Amelia Utilities WWTF	N	N	0	0	0	0	Not inspected.	Monthly.	3
FLA011709	Bass Capital Mobile Home Park WWTF	Not reported.	Not reported.	Not reported.	Not reported.	Not reported.	Not reported.	Not reported.	Not reported.	Not reported.
FLA011713	Economy Inn Motel WWTF/Palatka	Not reported.	Not reported.	Not reported.	Not reported.	Not reported.	Not reported.	Not reported.	Not reported.	Not reported.
FLA011765	North Beach WWTF	Not reported.	Not reported.	Not reported.	Not reported.	Not reported.	Not reported.	Not reported.	Not reported.	Not reported.
FLA011773	Ponce De Leon WWTF	Not reported.	Not reported.	Not reported.	Not reported.	Not reported.	Not reported.	Not reported.	Not reported.	Not reported.
FLA011805	Live Oak WWTF	Y	Y	0	0	0	0	As needed.	As needed.	0
FLA011844	Brentwood Regional WWTF	Not reported.	Not reported.	Not reported.	Not reported.	Not reported.	Not reported.	Not reported.	Not reported.	Not reported.
FLA011845	Meadowcrest WWTF	Y	Y	0	0	0	0	Not inspected.	As needed.	0
FLA011847	City of Inverness WWTF	N	N	0	0	0	0	As needed.	As needed.	0
FLA011848	City of Crystal River WWTF	Not reported.	Not reported.	Not reported.	Not reported.	Not reported.	Not reported.	Not reported.	Not reported.	Not reported.
FLA011869	Beverly Hills WWTF	Not reported.	Not reported.	Not reported.	Not reported.	Not reported.	Not reported.	Not reported.	Not reported.	Not reported.
FLA011893	Point O. Woods	Y	Y	0	0	0	0	Not inspected.	As needed.	0

Facility ID	Reuse System Name	Enforced Cross-Connection Control Program?	Accepted Cross-Connection Control Program?	Number of Cross-Connections Reported	Number of Cross-Connections Eliminated	Number of New Connections	Number of New Connections Inspected	Inspection Frequency	Non-residential Inspection Frequency	Existing Connection Inspected
FLA011903	Southwest Regional Water R.F. FKA Sugarmill Woods WWTF	Not reported.	Not reported.	Not reported.	Not reported.	Not reported.	Not reported.	Not reported.	Not reported.	Not reported.
FLA012022	Hardee Correctional Institution	Not reported.	Not reported.	Not reported.	Not reported.	Not reported.	Not reported.	Not reported.	Not reported.	Not reported.
FLA012031	Ridge Manor Subregional WWTF	Not reported.	Not reported.	Not reported.	Not reported.	Not reported.	Not reported.	Not reported.	Not reported.	Not reported.
FLA012036	William S. Smith Water Reclamation Facility	Y	Y	0	0	240	240	2 years.	Weekly.	110
FLA012069	Glen Water Reclamation Facility	Y	Y	0	0	0	0	As needed.	As needed.	1
FLA012124	MacDill AFB WWTP	Y	Y	0	0	0	0	Not inspected.	Daily.	0
FLA012138	Windemere Utility WWTP	Not reported.	Not reported.	Not reported.	Not reported.	Not reported.	Not reported.	Not reported.	Not reported.	Not reported.
FLA012169	Riverside Club WWTP	Not reported.	Not reported.	Not reported.	Not reported.	Not reported.	Not reported.	Not reported.	Not reported.	Not reported.
FLA012612	Williston WWTF	Not reported.	Not reported.	Not reported.	Not reported.	Not reported.	Not reported.	Not reported.	Not reported.	Not reported.
FLA012683	On Top of The World South WWTF	Y	Y	0	0	0	0	Not inspected.	Monthly.	8
FLA012693	Rainbow Springs Fifth Replat WWTF	Not reported.	Not reported.	Not reported.	Not reported.	Not reported.	Not reported.	Not reported.	Not reported.	Not reported.
FLA012697	MCUD/Oak Run	Y	Y	0	0	0	0	Not inspected.	Yearly.	3
FLA012742	Dade City WWTP	Not reported.	Not reported.	Not reported.	Not reported.	Not reported.	Not reported.	Not reported.	Not reported.	Not reported.
FLA012752	Seven Springs WWTF	Y	Y	1	1	126	126	As needed.	As needed.	535
FLA012801	Forest Lake Estates WWTP	Not reported.	Not reported.	Not reported.	Not reported.	Not reported.	Not reported.	Not reported.	Not reported.	Not reported.
FLA012831	Travelers Rest WWTF	Y	Y	0	0	0	0	Not inspected.	Not inspected.	0
FLA012881	St. Petersburg Master Urban Reuse System	Y	Y	0	0	0	0	2 years.	2 years.	1,314
FLA012905	On Top of The World WWTP	Y	Y	0	0	0	0	Monthly.	Monthly.	540
FLA012949	Sun Ray WWTP	Not reported.	Not reported.	Not reported.	Not reported.	Not reported.	Not reported.	Not reported.	Not reported.	Not reported.

Facility ID	Reuse System Name	Enforced Cross-Connection Control Program?	Accepted Cross-Connection Control Program?	Number of Cross-Connections Reported	Number of Cross-Connections Eliminated	Number of New Connections	Number of New Connections Inspected	Inspection Frequency	Non-residential Inspection Frequency	Existing Connection Inspected
FLA012954	Southwest Regional WWTP	Y	Y	0	0	28	28	Yearly.	Yearly.	2668
FLA012968	Waverly WWTF	Not reported.	Not reported.	Not reported.	Not reported.	Not reported.	Not reported.	Not reported.	Not reported.	Not reported.
FLA012976	City of Bartow WRF	Not reported.	Not reported.	Not reported.	Not reported.	Not reported.	Not reported.	Not reported.	Not reported.	Not reported.
FLA012983	City of Frostproof WWTF	Not reported.	Not reported.	Not reported.	Not reported.	Not reported.	Not reported.	Not reported.	Not reported.	Not reported.
FLA013082	Sweetwater Golf & Tennis Club WWTP	Y	Y	0	0	0	0	As needed.	As needed.	1
FLA013102	Swiss Village WWTF	Not reported.	Not reported.	Not reported.	Not reported.	Not reported.	Not reported.	Not reported.	Not reported.	Not reported.
FLA013103	Swiss Golf Club	Not reported.	Not reported.	Not reported.	Not reported.	Not reported.	Not reported.	Not reported.	Not reported.	Not reported.
FLA013123	Cypress Lakes WWTP	Y	Y	0	0	0	0	Not inspected.	Not inspected.	0
FLA013378	City of North Port WWTP	Y	Y	0	0	5	5	Yearly.	Biannually.	184
FLA013497	City of Wildwood WWTP	Y	Y	0	0	0	0	Not inspected.	Not inspected.	3
FLA013580	Sunrise Southwest WWTP	Not reported.	Not reported.	Not reported.	Not reported.	Not reported.	Not reported.	Not reported.	Not reported.	Not reported.
FLA013583	Tindall Hammock Wastewater Treatment Facility	Not reported.	Not reported.	Not reported.	Not reported.	Not reported.	Not reported.	Not reported.	Not reported.	Not reported.
FLA013609	City of Homestead	Not reported.	Not reported.	Not reported.	Not reported.	Not reported.	Not reported.	Not reported.	Not reported.	Not reported.
FLA013706	Okeelanta Corporation	Not reported.	Not reported.	Not reported.	Not reported.	Not reported.	Not reported.	Not reported.	Not reported.	Not reported.
FLA013859	South Martin Regional Util. (FKA Hydratech) WWTF	Y	Y	0	0	0	0	Monthly.	Weekly.	8
FLA013881	Martin Correctional Institute	N	N	0	0	0	0	As needed.	As needed.	0
FLA013888	Cemetery Road Wastewater Treatment Facility	Not reported.	Not reported.	Not reported.	Not reported.	Not reported.	Not reported.	Not reported.	Not reported.	Not reported.
FLA013940	Okeechobee Correctional WWTF	Not reported.	Not reported.	Not reported.	Not reported.	Not reported.	Not reported.	Not reported.	Not reported.	Not reported.

Facility ID	Reuse System Name	Enforced Cross-Connection Control Program?	Accepted Cross-Connection Control Program?	Number of Cross-Connections Reported	Number of Cross-Connections Eliminated	Number of New Connections	Number of New Connections Inspected	Inspection Frequency	Non-residential Inspection Frequency	Existing Connection Inspected
FLA013946	SLCU North Hutchinson Island WWTF	Y	Y	0	0	0	0	Monthly.	Monthly.	29
FLA013969	St. Lucie County Utilities Holiday Pines WWTF	Y	Y	0	0	0	0	Not inspected.	Monthly.	0
FLA013977	Spanish Lakes Country Club	Not reported.	Not reported.	Not reported.	Not reported.	Not reported.	Not reported.	Not reported.	Not reported.	Not reported.
FLA013980	Island Dunes Country Club WWTF	N	N	0	0	0	0	Not inspected.	Not inspected.	0
FLA013982	Meadowood Community Association, Inc. WWTF	N	N	0	0	0	0	Not inspected.	Not inspected.	0
FLA013993	St. Lucie West Services District	Y	Y	0	0	4	4	During testing.	During testing.	462
FLA013998	Spanish Lakes Fairways WWTF	Y	Y	0	0	0	0	Not reported.	Not reported.	0
FLA014060	Riverwoods Utilities WWTP	Y	Y	0	0	0	0	Yearly.	Yearly.	0
FLA014083	Charlotte County Utilities/Burnt Store WWTP	Y	Y	0	0	0	0	Yearly.	Monthly.	25
FLA014126	Englewood Water District WRF	Y	Y	0	0	1	1	Weekly.	Weekly.	19
FLA014132	Immokalee WWTP	Not reported.	Not reported.	Not reported.	Not reported.	Not reported.	Not reported.	Not reported.	Not reported.	Not reported.
FLA014165	NE Utilities WWTP	Not reported.	Not reported.	Not reported.	Not reported.	Not reported.	Not reported.	Not reported.	Not reported.	Not reported.
FLA014167	Marco Island Utilities WWTP	Y	Y	1	1	0	0	Not inspected	2 years.	83
FLA014283	City of Labelle WWTP #1	Not reported.	Not reported.	Not reported.	Not reported.	Not reported.	Not reported.	Not reported.	Not reported.	Not reported.
FLA014290	Port Labelle WWTP	Not reported.	Not reported.	Not reported.	Not reported.	Not reported.	Not reported.	Not reported.	Not reported.	Not reported.
FLA014311	City of Sebring Cemetery Road WWTP	Not reported.	Not reported.	Not reported.	Not reported.	Not reported.	Not reported.	Not reported.	Not reported.	Not reported.
FLA014313	City of Avon Park WWTP	Not reported.	Not reported.	Not reported.	Not reported.	Not reported.	Not reported.	Not reported.	Not reported.	Not reported.

Facility ID	Reuse System Name	Enforced Cross-Connection Control Program?	Accepted Cross-Connection Control Program?	Number of Cross-Connections Reported	Number of Cross-Connections Eliminated	Number of New Connections	Number of New Connections Inspected	Inspection Frequency	Non-residential Inspection Frequency	Existing Connection Inspected
FLA014328	Western Blvd WWTP	Not reported.	Not reported.	Not reported.	Not reported.	Not reported.	Not reported.	Not reported.	Not reported.	Not reported.
FLA014329	Tomoka Heights WWTP AKA Placid Utilities	Not reported.	Not reported.	Not reported.	Not reported.	Not reported.	Not reported.	Not reported.	Not reported.	Not reported.
FLA014389	Sun'N Lake of Sebring Unit 23 WWTP	Not reported.	Not reported.	Not reported.	Not reported.	Not reported.	Not reported.	Not reported.	Not reported.	Not reported.
FLA014430	Donax Water Reclamation Facility	Y	Y	0	0	0	0	Monthly.	Monthly.	75
FLA014443	Bonita Springs Water Reclamation (West)	Y	Y	0	0	0	0	During testing.	Yearly.	92
FLA014463	Lake Fairways WWTP	Y	Y	0	0	0	0	Not reported.	Daily.	0
FLA014477	Citrus Park North	Not reported.	Not reported.	Not reported.	Not reported.	Not reported.	Not reported.	Not reported.	Not reported.	Not reported.
FLA014478	Forest Utilities WWTP	Y	Y	0	0	0	0	Not inspected.	Not inspected.	0
FLA014484	Fiddlesticks Country Club	Y	Y	0	0	0	0	As needed.	As needed.	0
FLA014498	Eagle Ridge WWTP	Y	Y	0	0	0	0	Not inspected.	Not inspected.	0
FLA014505	Cross Creek WWTF	Y	Y	0	0	0	0	Not inspected.	Not inspected.	0
FLA014541	Hunter's Ridge WWTP	Y	Y	0	0	0	0	As needed.	As needed.	0
FLA014542	Gateway Water Reclamation Facility	Y	Y	0	0	0	0	Not inspected.	Daily.	0
FLA014548	Del Prado WWTF	Y	Y	0	0	0	0	Monthly.	Monthly.	6
FLA014686	South Seas Plantation	N	N	0	0	0	0	As needed.	As needed.	0
FLA014720	City of Key Colony Beach	N	N	0	0	0	0	Yearly.	Yearly.	0
FLA014772	Duck Key Wastewater Cooperative	Y	Y	0	0	7	7	8 years.	Yearly.	2
FLA014951	Key West Resort Utility	Y	Y	0	0	0	0	As needed.	Daily.	3
FLA015009	North Key Largo WWTP	Y	Y	0	0	0	0	Not inspected.	Not inspected.	0
FLA016268	Sun'N Lake of Sebring Unit 4 WWTP	Not reported.	Not reported.	Not reported.	Not reported.	Not reported.	Not reported.	Not reported.	Not reported.	Not reported.
FLA016544	Winco Utilities, Inc. WWTP	Not reported.	Not reported.	Not reported.	Not reported.	Not reported.	Not reported.	Not reported.	Not reported.	Not reported.

Facility ID	Reuse System Name	Enforced Cross-Connection Control Program?	Accepted Cross-Connection Control Program?	Number of Cross-Connections Reported	Number of Cross-Connections Eliminated	Number of New Connections	Number of New Connections Inspected	Inspection Frequency	Non-residential Inspection Frequency	Existing Connection Inspected
FLA016779	Sundial Utilities WWTP	Not reported.	Not reported.	Not reported.	Not reported.	Not reported.	Not reported.	Not reported.	Not reported.	Not reported.
FLA016891	Glades County Correctional WWTP	Not reported.	Not reported.	Not reported.	Not reported.	Not reported.	Not reported.	Not reported.	Not Reported.	Not reported.
FLA017025	City of Miramar WWTF	Y	Y	0	0	2	2	Quarterly.	Quarterly	100
FLA017133	Little Sumter Utility Co. WWTF	Y	Y	0	0	0	0	Not inspected.	Not Inspected	0
FLA017223	Hernando County Airport WRF	Not reported.	Not reported.	Not reported.	Not reported.	Not reported.	Not reported.	Not reported.	Not Reported.	Not reported.
FLA017413	VC/Southeast WWTF #7	Y	Y	0	0	0	0	Not inspected.	Not Inspected	0
FLA021661	City of Vero Beach	Y	Y	0	0	0	0	Yearly.	Monthly	118
FLA027570	Chipley WWTP	Not reported.	Not reported.	Not reported.	Not reported.	Not reported.	Not reported.	Not reported.	Not Reported.	Not reported.
FLA027618	Everglades City WWTF	N	N	0	0	0	0	Yearly.	Yearly	0
FLA027740	Western Region WWTF	Not reported.	Not reported.	Not reported.	Not reported.	Not reported.	Not reported.	Not reported.	Not Reported.	Not reported.
FLA040401	Plantation Regional WWTP	N	N	0	0	0	0	Not inspected.	Not Inspected	0
FLA041122	Melbourne/Grant Street	Y	Y	0	0	2	2	10 years.	10 Years	0
FLA041301	Coral Springs Imp. Dist. WWTF	Not reported.	Not reported.	Not reported.	Not reported.	Not reported.	Not reported.	Not reported.	Not Reported.	Not reported.
FLA041360	East Central Regional Water Reclamation Facility	Y	Y	0	0	0	0	As needed.	As Needed	0
FLA041459	City of Stuart	Y	Y	0	0	0	0	Not reported.	Yearly	9
FLA042137	MDWASA South District WWTF	Not reported.	Not reported.	Not reported.	Not reported.	Not reported.	Not reported.	Not reported.	Not Reported.	Not reported.
FLA042595	Village of Wellington WWTP	Y	Y	0	0	0	0	Not inspected.	As Needed	8
FLA042625	SCU/Northwest Regional WRF	Y	Y	0	0	65	65	5 years.	Yearly	1042
FLA042641	Sunrise No. 3 WWTP (Sawgrass)	Not reported.	Not reported.	Not reported.	Not reported.	Not reported.	Not reported.	Not reported.	Not Reported.	Not reported.
FLA043192	Martin County Utilities North WWTF	Y	Y	0	0	0	0	Monthly.	Weekly	10
FLA043699	Continental Country Club	Not reported.	Not reported.	Not reported.	Not reported.	Not reported.	Not reported.	Not reported.	Not Reported.	Not reported.

Facility ID	Reuse System Name	Enforced Cross-Connection Control Program?	Accepted Cross-Connection Control Program?	Number of Cross-Connections Reported	Number of Cross-Connections Eliminated	Number of New Connections	Number of New Connections Inspected	Inspection Frequency	Non-residential Inspection Frequency	Existing Connection Inspected
FLA100765	Havana WWTF	Not reported.	Not reported.	Not reported.	Not reported.	Not reported.	Not reported.	Not reported.	Not Reported.	Not reported.
FLA100781	City of Gretna WWTP	Not reported.	Not reported.	Not reported.	Not reported.	Not reported.	Not reported.	Not reported.	Not reported.	Not reported.
FLA101168	Cottdale WWTP	Not reported.	Not reported.	Not reported.	Not reported.	Not reported.	Not reported.	Not reported.	Not reported.	Not reported.
FLA102563	City of Vernon WWTF	Not reported.	Not reported.	Not reported.	Not reported.	Not reported.	Not reported.	Not reported.	Not reported.	Not reported.
FLA102695	BCUD/Sykes Creek Regional WWTF	Y	Y	0	0	31	31	Yearly.	Yearly.	0
FLA102750	BCUD/Port St. John	Y	Y	0	0	0	0	Not inspected.	Yearly.	12
FLA103357	Palm Bay #1 WRF	Y	Y	0	0	47	47	As needed.	As needed.	7
FLA105066	Leesburg/Canal St. WWTF	Y	Y	0	0	284	284	Yearly.	Yearly.	3,982
FLA107972	OCUD/South WRF	Y	Y	0	0	160	160	Initial connection.	Initial connection.	0
FLA108219	Central Florida Tourism Oversight District	Y	Y	0	0	0	0	Not inspected.	Yearly.	161
FLA109843	TWA/Cypress West	Y	Y	0	0	419	419	10 years.	Yearly.	1,768
FLA113450	Florida State Prison WWTF	Not reported.	Not reported.	Not reported.	Not reported.	Not reported.	Not reported.	Not reported.	Not reported.	Not reported.
FLA114201	Cross City WWTF	Not reported.	Not reported.	Not reported.	Not reported.	Not reported.	Not reported.	Not reported.	Not reported.	Not reported.
FLA116220	White Springs WWTF	Not reported.	Not reported.	Not reported.	Not reported.	Not reported.	Not reported.	Not reported.	Not reported.	Not reported.
FLA118338	City of Lake Butler WWTF	Not reported.	Not reported.	Not reported.	Not reported.	Not reported.	Not reported.	Not reported.	Not reported.	Not reported.
FLA118371	City of Punta Gorda WWTP	Not reported.	Not reported.	Not reported.	Not reported.	Not reported.	Not reported.	Not reported.	Not reported.	Not reported.
FLA119890	City of Wauchula WWTP	Y	Not reported.	0	0	0	0	Not reported.	Not reported.	Not reported.
FLA119903	City of Zolfo Springs WWTF	Not reported.	Not reported.	Not reported.	Not reported.	Not reported.	Not reported.	Not reported.	Not reported.	Not reported.
FLA119911	City of Bowling Green WWTF	Not reported.	Not reported.	Not reported.	Not reported.	Not reported.	Not reported.	Not reported.	Not reported.	Not reported.
FLA122246	Country Meadows/Golden Lakes WWTP	N	N	0	0	0	0	Not reported.	Not reported.	0

Facility ID	Reuse System Name	Enforced Cross-Connection Control Program?	Accepted Cross-Connection Control Program?	Number of Cross-Connections Reported	Number of Cross-Connections Eliminated	Number of New Connections	Number of New Connections Inspected	Inspection Frequency	Non-residential Inspection Frequency	Existing Connection Inspected
FLA126594	City of Dunnellon WWTF	Not reported.	Not reported.	Not reported.	Not reported.	Not reported.	Not reported.	Not reported.	Not reported.	Not reported.
FLA127272	Pasco County Master Reuse System	Y	Y	1	1	3,526	3,526	Initial, every 6 years.	Initial connection.	12,382
FLA129747	City of Winter Haven WWTP #2	Y	Y	0	0	120	120	Yearly.	Yearly.	0
FLA129844	City of Lake Wales WWTP	Y	Y	0	0	37	37	Yearly.	Yearly.	264
FLA136778	Western Region North WWTP	Not reported.	Not reported.	Not reported.	Not reported.	Not reported.	Not reported.	Not reported.	Not reported.	Not reported.
FLA139653	Port St. Lucie Utility Westport WWTF	Y	Y	0	0	414	414	5 years.	Yearly.	223
FLA141704	Port of The Islands WRF	Y	Y	0	0	2	2	Yearly.	Yearly.	2
FLA142140	Golden Gate WWTP	Not reported.	Not reported.	Not reported.	Not reported.	Not reported.	Not reported.	Not reported.	Not reported.	Not reported.
FLA144215	Fort Myers Beach WRF	Y	Y	0	0	0	0	Monthly.	Monthly.	0
FLA145190	Three Oaks WWTF	Y	Y	0	0	0	0	Not inspected.	Weekly.	0
FLA176303	Sarasota County South Master Reuse System	Y	Y	0	0	0	0	10 years.	Yearly.	0
FLA176460	Pine Island WRF	Y	Y	0	0	0	0	Not inspected.	Quarterly.	0
FLA177008	Sarasota County North Master Reuse System	Y	Y	0	0	2	2	10 years.	Yearly.	163
FLA178667	Northwest Regional WWTF	Y	Y	0	0	89	89	Yearly.	Yearly.	2,112
FLA180416	Dundee Regional WWTF	Not reported.	Not reported.	Not reported.	Not reported.	Not reported.	Not reported.	Not reported.	Not reported.	Not reported.
FLA183555	Seacrest WWTP	Y	Y	0	0	0	0	As needed.	Daily.	1
FLA187364	City of Marathon Area 5 Little Venice WWTP	N	N	0	0	0	0	Not inspected.	Not inspected.	0
FLA187496	St. Johns River Utility WWTF (FKA Astor/Astor Park)	Not reported.	Not reported.	Not reported.	Not reported.	Not reported.	Not reported.	Not reported.	Not reported.	Not reported.
FLA187941	Gadsden East WWTF	Not reported.	Not reported.	Not reported.	Not reported.	Not reported.	Not reported.	Not reported.	Not reported.	Not reported.
FLA190268	Ocala WRF #3	Y	Y	0	0	0	0	Not inspected.	Monthly.	7



Facility ID	Reuse System Name	Enforced Cross-Connection Control Program?	Accepted Cross-Connection Control Program?	Number of Cross-Connections Reported	Number of Cross-Connections Eliminated	Number of New Connections	Number of New Connections Inspected	Inspection Frequency	Non-residential Inspection Frequency	Existing Connection Inspected
FLA267872	TWA/Harmony Community Dev. District WWTF	Y	Y	0	0	430	430	10 years.	Yearly	1,153
FLA272060	Marion County/Northwest Regional WWTF	Y	Y	0	0	0	0	Not reported.	Not reported.	0
FLA281484	North Main Street WWTP	Y	Y	0	0	0	0	Not inspected.	Not inspected.	0
FLA281581	North Sumter Utility Company WWTF	Not reported.	Not reported.	Not reported.	Not reported.	Not reported.	Not reported.	Not reported.	Not reported.	Not reported.
FLA284602	Bristol WWTF	Not reported.	Not reported.	Not reported.	Not reported.	Not reported.	Not reported.	Not reported.	Not reported.	Not reported.
FLA286095	High Springs WWTF	Not reported.	Not reported.	Not reported.	Not reported.	Not reported.	Not reported.	Not reported.	Not reported.	Not reported.
FLA290980	Wauchula Hills WWTP	Not reported.	Not reported.	Not reported.	Not reported.	Not reported.	Not reported.	Not reported.	Not reported.	Not reported.
FLA296651	MCUD/Silver Springs Shores WRF	Y	Y	0	0	0	0	Not reported.	Not reported.	0
FLA297631	Pine Island	Y	Y	0	0	0	0	Not reported.	Not reported.	0
FLA326321	Port St. Lucie Utilities (PSLU) Glades WWTF	Y	Y	0	0	1	1	5 years.	5 years.	1
FLA327841	Peter's Creek (FKA Green Cove West) WWTF	Not reported.	Not reported.	Not reported.	Not reported.	Not reported.	Not reported.	Not reported.	Not reported.	Not reported.
FLA376400	Ave Maria WWTP	Y	Y	0	0	762	762	2 years.	Yearly.	1,385
FLA399761	Lady Lake WWTF	Y	Y	0	0	26	26	Monthly.	Monthly.	130
FLA428523	North Bay WWTF	Not reported.	Not reported.	Not reported.	Not reported.	Not reported.	Not reported.	Not reported.	Not reported.	Not reported.
FLA485942	Arbennie Pritchett Water Reclamation Facility	Y	Y	0	0	0	0	Not inspected.	As needed.	0
FLA489093	Cardinal Hill WWTF	Not reported.	Not reported.	Not reported.	Not reported.	Not reported.	Not reported.	Not reported.	Not reported.	Not reported.
FLA490415	Juliette Falls WWTF	N	N	0	0	0	0	10% annually.	10% annually.	0
FLA499951	Central Sumter Utility Company WWTF	Not reported.	Not reported.	Not reported.	Not reported.	Not reported.	Not reported.	Not reported.	Not reported.	Not reported.

Facility ID	Reuse System Name	Enforced Cross-Connection Control Program?	Accepted Cross-Connection Control Program?	Number of Cross-Connections Reported	Number of Cross-Connections Eliminated	Number of New Connections	Number of New Connections Inspected	Inspection Frequency	Non-residential Inspection Frequency	Existing Connection Inspected
FLA516708	North Sumter Utility Company Master Reuse System	Y	Y	0	0	0	0	Not inspected.	Not inspected.	0
FLA530808	Desoto County Regional WWTF	Not reported.	Not reported.	Not reported.	Not reported.	Not reported.	Not reported.	Not reported.	Not reported.	Not reported.
FLA546429	Town of Grand Ridge WWTF	Not reported.	Not reported.	Not reported.	Not reported.	Not reported.	Not reported.	Not reported.	Not reported.	Not reported.
FLA550973	City of Marathon Area 4 WWTP	N	N	0	0	0	0	Not inspected.	Not inspected.	0
FLA567591	Big Coppitt WWTP	Y	Y	0	0	8	8	8 years.	Yearly.	20
FLA642851	City of Marathon Area 3 WWTP	N	N	0	0	0	0	Not inspected.	Not inspected.	0
FLA665495	Town and Country Utility Water Reclamation Facility	Y	Y	0	0	1,583	1,583	Yearly.	Yearly.	2,367
FLA689637	Walton County Commerce Park at Mossy Head WWTF	Not reported.	Not reported.	Not reported.	Not reported.	Not reported.	Not reported.	Not reported.	Not reported.	Not reported.
FLA705250	City of Marathon Area 7 WWTP	N	N	0	0	0	0	Not inspected.	Not inspected.	0
FLA706736	Town of Davie Water Reclamation Facility	Y	Y	0	0	1	1	Not inspected.	Yearly.	4
FLA984841	Southwest WRF	y	y	102	102	663	663	Biannually.	Yearly.	1,112
FLAB07049	OCUD Hamlin WRF	Y	Y	0	0	641	641	10 years.	10 years.	2
FLAB07131	Chipley/Bultman Sprayfield	Not reported.	Not reported.	Not reported.	Not reported.	Not reported.	Not reported.	Not reported.	Not reported.	Not reported.
FLAB07198	Sunbridge Water Reclamation Facility (WRF)	Y	Y	0	0	131	131	10 years.	Yearly.	0

## Appendix H. All Domestic Wastewater Treatment Facilities Included in the 2024 Reuse Inventory Report

DEP District Office	Water Management District	County	WWTP Name	Facility ID	WWTP Disinfection Level	WWTP Permitted Capacity (mgd)	WWTP Daily Annual Avg Flow (mgd)	WRCA	Reuse
NED	SJRWMD	Alachua	GRU/Main Street WRF	FL0027251	BA	7.5	6.155	Yes	Yes
NED	SJRWMD	Alachua	Kanapaha WRF	FL0112895	HI	14.9	11.6	Yes	Yes
NED	SRWMD	Alachua	City of Alachua AWRF	FLA011290	HI	1.5	0.805	Yes	Yes
NED	SRWMD	Alachua	Newberry WWTF	FLA011292	BA	0.56	0.274	Yes	Yes
NED	SJRWMD	Alachua	University of Florida WWTF (FDOE)	FLA011322	HI	3	1.84	Yes	Yes
NED	SRWMD	Alachua	High Springs WWTF	FLA286095	BA	0.3	0.268	Yes	Yes
NED	SRWMD	Baker	Baker Correctional Institution WWTF	FLA011332	HI	0.32	0.124	Yes	Yes
NWD	NWFWMD	Bay	Panama City Beach WWTP #1	FL0021512	HI	14	7.704	No	Yes
NWD	NWFWMD	Bay	Military Point Regional AWT Facility	FL0167959	IM	7	4.327	No	No
NWD	NWFWMD	Bay	North Bay WWTF	FLA428523	BA	0.5	0.215	No	Yes
NED	SRWMD	Bradford	Florida State Prison WWTF	FLA113450	BA	1.58	0.71	Yes	Yes
CD	SJRWMD	Brevard	Cape Canaveral WRF	FL0020541	HI	1.8	1.027	Yes	Yes
CD	SJRWMD	Brevard	Cocoa Beach WRF	FL0021105	HI	6	3.489	Yes	No
CD	SJRWMD	Brevard	Cocoa Water Reclamation Facility	FL0021521	HI	4.5	2.22	Yes	No
CD	SJRWMD	Brevard	City of Rockledge	FL0021571	HI	4.5	2.31	Yes	No
CD	SJRWMD	Brevard	BCUD/South Beaches	FL0040622	HI	8	6.455	Yes	No
CD	SJRWMD	Brevard	Barefoot Bay Advanced WWTF	FL0042293	HI	1.04112	0.731	Yes	Yes
CD	SJRWMD	Brevard	BCUD/South Central Regional	FL0102679	HB	12	4.86	Yes	Yes
CD	SJRWMD	Brevard	Cape Canaveral Air Force Station Regional WWTF	FL0102920	BA	0.8	0.471	Yes	Yes
CD	SJRWMD	Brevard	Titusville Blue Heron WRF	FL0103349	IM	4	2.2	Yes	Yes

DEP District Office	Water Management District	County	WWTP Name	Facility ID	WWTP Disinfection Level	WWTP Permitted Capacity (mgd)	WWTP Daily Annual Avg Flow (mgd)	WRCA	Reuse
CD	SJRWMD	Brevard	Melbourne/D.B. Lee WWTP	FLA010323	HB	7	4.26	Yes	Yes
CD	SJRWMD	Brevard	West Melbourne/Ray Bullard	FLA010332	HI	3	2.1	Yes	Yes
CD	SJRWMD	Brevard	Pinewood Village MHP	FLA010342	BA	0.015	0.01	Yes	Yes
CD	SJRWMD	Brevard	Northgate Mobile Ranch & Travel Park WWTF	FLA010368	BA	0.046	0.016	Yes	Yes
CD	SJRWMD	Brevard	Stuckey's Pecan Shop and RV Campground WWTF	FLA010370	BA	0.0085	0.0067	Yes	Yes
CD	SJRWMD	Brevard	BCUD/Sykes Creek Regional WWTF	FLA102695	HI	6	3.326	Yes	No
CD	SJRWMD	Brevard	BCUD/Port St. John	FLA102750	HI	0.49	0.387	Yes	Yes
CD	SJRWMD	Brevard	Palm Bay #1 WRF	FLA103357	HI	2.3	1.021	Yes	Yes
SED	SFWMD	Broward	Hollywood Southern Regional WWTF	FL0026255	BA	55.5	44.22	Yes	No
SED	SFWMD	Broward	Broward Co. North Regional WWTP	FL0031771	HB	95	72.8	Yes	Yes
SED	SFWMD	Broward	Sunrise Southwest WWTP	FLA013580	BA	0.99	0.396	Yes	Yes
SED	SFWMD	Broward	Tindall Hammock Wastewater Treatment Facility	FLA013583	HI	0.6	0.403	Yes	No
SED	SFWMD	Broward	City of Miramar WWTF	FLA017025	HI	12.7	10.371	Yes	Yes
SED	SFWMD	Broward	Plantation Regional WWTP	FLA040401	HI	18.9	12.012	Yes	No
SED	SFWMD	Broward	Coral Springs Imp. Dist. WWTF	FLA041301	BA	7.72	5.66	Yes	Yes
SED	SFWMD	Broward	Sunrise No. 3 WWTP (Sawgrass)	FLA042641	BA	18	13.033	Yes	No
SED	SFWMD	Broward	Sunrise No. 3 WWTP (Sawgrass)	FLA042641	HI	2	0.135	Yes	No
SED	SFWMD	Broward	Town of Davie Water Reclamation Facility	FLA706736	HI	3.5	1.849	Yes	Yes
SD	SFWMD	Charlotte	Charlotte County Utilities/Eastport WWTP	FL0040291	HI	6	5.393	Yes	Yes
SD	SFWMD	Charlotte	Riverwoods Utilities WWTP	FLA014060	HI	0.499	0.127	Yes	No

DEP District Office	Water Management District	County	WWTP Name	Facility ID	WWTP Disinfection Level	WWTP Permitted Capacity (mgd)	WWTP Daily Annual Avg Flow (mgd)	WRCA	Reuse
SD	SWFWMD	Charlotte	Charlotte County Utilities/Burnt Store WWTP	FLA014083	HI	0.5	0.377	Yes	No
SD	SFWMD	Charlotte	Englewood Water District WRF	FLA014126	HI	3.4	1.764	Yes	Yes
SD	SWFWMD	Charlotte	City of Punta Gorda WWTP	FLA118371	HI	4	2.6	Yes	No
SD	SFWMD	Charlotte	Town and Country Utility Water Reclamation Facility	FLA665495	HI	0.75	0.514	Yes	Yes
SWD	SWFWMD	Citrus	Brentwood Regional WWTF	FLA011844	BA	0.5	0.437	No	Yes
SWD	SWFWMD	Citrus	Meadowcrest WWTF	FLA011845	HI	2	0.899	No	No
SWD	SWFWMD	Citrus	City of Inverness WWTF	FLA011847	HI	1.5	0.424	No	No
SWD	SWFWMD	Citrus	City of Crystal River WWTF	FLA011848	BA	2.5	0.933	No	Yes
SWD	SWFWMD	Citrus	Beverly Hills WWTF	FLA011869	BA	0.575	0.525	No	Yes
SWD	SWFWMD	Citrus	Point O. Woods	FLA011893	HI	0.036	0.024	No	Yes
SWD	SWFWMD	Citrus	Southwest Regional Water R. F. FKA Sugarmill Woods WWTF	FLA011903	BA	1.5	0.783	No	Yes
NED	SJRWMD	Clay	Green Cove Springs/Harbor Road WWTF	FL0020915	HI	0.75	0.505	Yes	Yes
NED	SJRWMD	Clay	Spencer's Crossing WWTF	FL0173371	HI	4	2.22	Yes	Yes
NED	SJRWMD	Clay	Peter's Creek (FKA Green Cove West) WWTF	FLA327841	BA	0.3	0.237	Yes	Yes
SD	SFWMD	Collier	City of Naples Water Reclamation Facility	FL0026271	HI	10	4.822	Yes	Yes
SD	SFWMD	Collier	Collier County South County WRF	FL0141356	HI	16	10.886	Yes	Yes
SD	SFWMD	Collier	Immokalee WWTP	FLA014132	BA	4	1.97	Yes	No
SD	SFWMD	Collier	NE Utilities WWTP	FLA014165	BA	0.75	0.332	Yes	Yes
SD	SFWMD	Collier	Marco Island Utilities WWTP	FLA014167	HI	4.92	2.401	Yes	Yes
SD	SFWMD	Collier	Everglades City WWTF	FLA027618	BA	0.16	0.089	Yes	No
SD	SFWMD	Collier	Port of The Islands WRF	FLA141704	BA	0.2	0.121	Yes	Yes

DEP District Office	Water Management District	County	WWTP Name	Facility ID	WWTP Disinfection Level	WWTP Permitted Capacity (mgd)	WWTP Daily Annual Avg Flow (mgd)	WRCA	Reuse
SD	SFWMD	Collier	Golden Gate WWTP	FLA142140	HB	1.5	0.891	Yes	Yes
SD	SFWMD	Collier	Ave Maria WWTP	FLA376400	HI	0.9	0.642	Yes	Yes
NED	SRWMD	Columbia	Columbia Correctional Institution WWTF	FLA011418	HI	0.525	0.418	Yes	Yes
SD	SWFWMD	DeSoto	Desoto County Regional WWTF	FLA530808	BA	0.95	0.511	Yes	Yes
NED	SRWMD	Dixie	Cross City WWTF	FLA114201	BA	0.64	0.253	Yes	Yes
NED	SJRWMD	Duval	USN NAS Jacksonville WWTF	FL0000957	HI	2.3	0.601	Yes	Yes
NED	SJRWMD	Duval	Jacksonville Beach WWTF	FL0020231	BA	4.5	2.634	Yes	Yes
NED	SJRWMD	Duval	Buckman WWTF	FL0026000	BA	52.5	28.905	Yes	No
NED	SJRWMD	Duval	Arlington East WWTF	FL0026441	HI	25	21.03	Yes	Yes
NED	SJRWMD	Duval	District II WWTF	FL0026450	BA	10	6.093	Yes	Yes
NED	SJRWMD	Duval	Southwest District WWTF	FL0026468	BA	14	13.085	Yes	No
NED	SJRWMD	Duval	Atlantic Beach WWTF	FL0038776	HB	3.5	1.856	Yes	No
NED	SJRWMD	Duval	Normandy Village Utility Company WWTF	FLA011517	BA	0.4	0.237	Yes	Yes
NWD	NFWWMD	Escambia	ECUA/Pensacola Beach WRF	FL0024007	HI	1.27	0.044	No	Yes
NWD	NFWWMD	Escambia	ECUA/Pensacola Beach WRF	FL0024007	IM	2.4	0.889	No	Yes
NWD	NFWWMD	Escambia	ECUA/Bayou Marcus Water Reclamation Facility	FL0031801	BA	8.2	5.816	No	Yes
NWD	NFWWMD	Escambia	ECUA/Central Water Reclamation Facility	FL0559351	IM	22.5	14.029	No	Yes
NED	SJRWMD	Flagler	City of Bunnell WWTF	FL0020907	HI	0.6	0.323	Yes	Yes
NED	SJRWMD	Flagler	City of Bunnell WWTF	FL0020907	LL	0.3	0.091	Yes	Yes
NED	SJRWMD	Flagler	Palm Coast WWTF	FL0116009	HI	6.83	6.779	Yes	Yes
NED	SJRWMD	Flagler	Palm Coast WWTF #2	FL0710008	HI	2	1.336	Yes	Yes

DEP District Office	Water Management District	County	WWTP Name	Facility ID	WWTP Disinfection Level	WWTP Permitted Capacity (mgd)	WWTP Daily Annual Avg Flow (mgd)	WRCA	Reuse
NED	SJRWMD	Flagler	Maritime Estates I WWTF	FLA011593	BA	0.012	0.0028	Yes	Yes
NED	SJRWMD	Flagler	Plantation Bay WWTF	FLA011597	BA	0.475	0.253	Yes	Yes
NED	SJRWMD	Flagler	Dunes Community Development District WWTF	FLA011602	HI	0.92	0.439	Yes	Yes
NED	SJRWMD	Flagler	Maritime Estates II	FLA011604	BA	0.0134	0.0029	Yes	Yes
NED	SJRWMD	Flagler	Flagler-By-The-Sea WWTF	FLA011611	BA	0.01	0.003	Yes	Yes
NED	SJRWMD	Flagler	Marine Park of Flagler WWTF	FLA011612	BA	0.025	0.014	Yes	Yes
NWD	NWFWMD	Franklin	Eastpoint Wastewater Treatment Plant	FLA010065	BA	0.3	0.118	No	Yes
NWD	NWFWMD	Franklin	Kenneth B. Cope AWT Facility	FLA100641	HI	1.2	0.449	No	Yes
NWD	NWFWMD	Gadsden	Quincy WWTP	FL0029033	BA	1.5	0.884	No	No
NWD	NWFWMD	Gadsden	Havana Middle School WWTP	FLA010085	BA	0.015	0.006	No	Yes
NWD	NWFWMD	Gadsden	Havana WWTF	FLA100765	BA	0.4	0.183	No	Yes
NWD	NWFWMD	Gadsden	City of Gretna WWTP	FLA100781	HI	0.4	0.233	Yes	Yes
NWD	NWFWMD	Gadsden	Gadsden East WWTF	FLA187941	BA	0.25	0.169	No	Yes
NED	SRWMD	Gilchrist	Lancaster Correctional Institution WWTF	FLA011620	BA	0.25	0.108	Yes	Yes
SD	SFWMD	Glades	Glades County Correctional WWTP	FLA016891	BA	0.405	0.169	Yes	Yes
NWD	NWFWMD	Gulf	Gulf Correctional Institution WWTP	FLA010105	BA	0.35	0.189	No	Yes
NED	SRWMD	Hamilton	White Springs WWTF	FLA116220	BA	0.15	0.0484	Yes	Yes
SWD	SWFWMD	Hardee	Hardee Correctional Institution	FLA012022	BA	0.212	0.232	Yes	Yes
SWD	SWFWMD	Hardee	City of Wauchula WWTF	FLA119890	BA	1.2	0.698	Yes	Yes
SWD	SWFWMD	Hardee	City of Zolfo Springs WWTF	FLA119903	BA	0.29	0.105	Yes	No
SWD	SWFWMD	Hardee	City of Bowling Green WWTF	FLA119911	BA	0.32	0.204	Yes	No

DEP District Office	Water Management District	County	WWTP Name	Facility ID	WWTP Disinfection Level	WWTP Permitted Capacity (mgd)	WWTP Daily Annual Avg Flow (mgd)	WRCA	Reuse
SWD	SWFWMD	Hardee	Wauchula Hills WWTP	FLA290980	BA	0.36	0.147	Yes	Yes
SD	SFWMD	Hendry	City of Clewiston WWTP	FL0040665	BA	1.5	1.47	Yes	Yes
SD	SFWMD	Hendry	City of Labelle WWTP #1	FLA014283	BA	0.75	0.536	Yes	Yes
SD	SFWMD	Hendry	Port Labelle WWTP	FLA014290	BA	0.499	0.233	Yes	Yes
SWD	SWFWMD	Hernando	Ridge Manor Subregional WWTF	FLA012031	BA	0.75	0.282	No	Yes
SWD	SWFWMD	Hernando	William S. Smith Water Reclamation Facility	FLA012036	HI	1.9	1.45	No	Yes
SWD	SWFWMD	Hernando	Glen Water Reclamation Facility	FLA012069	HI	3	1.899	No	Yes
SWD	SWFWMD	Hernando	Hernando County Airport WRF	FLA017223	BA	6	2.766	No	Yes
SD	SWFWMD	Highlands	City of Sebring Cemetery Road WWTP	FLA014311	BA	1.5	1.137	Yes	No
SD	SWFWMD	Highlands	City of Avon Park WWTP	FLA014313	BA	1.8	0.891	Yes	Yes
SD	SWFWMD	Highlands	Western Blvd WWTP	FLA014328	BA	0.2	0.082	Yes	No
SD	SWFWMD	Highlands	Tomoka Heights WWTP AKA Placid Utilities	FLA014329	BA	0.2	0.067	Yes	No
SD	SFWMD	Highlands	Sun'N Lake of Sebring Unit 23 WWTP	FLA014389	BA	0.7	0.379	Yes	No
SD	SWFWMD	Highlands	Sun'N Lake of Sebring Unit 4 WWTP	FLA016268	BA	0.25	0.0716	Yes	Yes
SD	SFWMD	Highlands	North Main Street WWTP	FLA281484	HI	0.249	0.108	Yes	Yes
SWD	SWFWMD	Hillsborough	H. Curren AWWTP	FL0020940	HI	96	62.17	Yes	No
SWD	SWFWMD	Hillsborough	Plant City WRF	FL0026557	HI	10	4.348	Yes	No
SWD	SWFWMD	Hillsborough	Falkenburg Road AWTP	FL0040614	HI	12	11.9	Yes	No
SWD	SWFWMD	Hillsborough	Northwest Regional WRF	FL0041670	HI	30	17.22	Yes	No
SWD	SWFWMD	Hillsborough	Rice Creek WWTF	FL0122076	IM	0.225	0.063	Yes	Yes
SWD	SWFWMD	Hillsborough	MacDill AFB WWTP	FLA012124	HI	1.2	0.541	Yes	Yes



DEP District Office	Water Management District	County	WWTP Name	Facility ID	WWTP Disinfection Level	WWTP Permitted Capacity (mgd)	WWTP Daily Annual Avg Flow (mgd)	WRCA	Reuse
SWD	SWFWMD	Hillsborough	Windemere Utility WWTP	FLA012138	BA	0.185	0.11	Yes	Yes
SWD	SWFWMD	Hillsborough	Riverside Club WWTP	FLA012169	BA	0.12	0.059	Yes	No
SWD	SWFWMD	Hillsborough	Country Meadows/Golden Lakes WWTP	FLA122246	HI	0.21	0.112	Yes	Yes
SED	SFWMD	Indian River	IRCUD/Central (Gifford) WWTF	FLA010431	HI	4	2.563	Yes	Yes
SED	SJRWMD	Indian River	City of Vero Beach	FLA021661	HI	4.5	3.448	Yes	No
NWD	NWFWMD	Jackson	Jackson Correctional Institution WWTP	FLA010127	BA	0.275	0.1458	No	Yes
NWD	NWFWMD	Jackson	Cottdale WWTP	FLA101168	BA	0.25	0.1211	No	Yes
NWD	NWFWMD	Jackson	Town of Grand Ridge WWTF	FLA546429	BA	0.205	0.045	No	Yes
NWD	SRWMD	Jefferson	Jefferson Correctional Institution WWTF	FLA011642	HI	0.25	0.169	No	Yes
NED	SRWMD	Lafayette	Mayo Correctional Institution WWTF	FLA011646	BA	0.495	0.146	Yes	Yes
CD	SJRWMD	Lake	Eustis Bates Avenue WWTF	FLA010507	HI	2.99	1.712	Yes	Yes
CD	SJRWMD	Lake	Tavares/Woodlea Road WWTF	FLA010509	HI	3	1.682	Yes	Yes
CD	SJRWMD	Lake	Clermont/East	FLA010515	HI	4	3.496	Yes	Yes
CD	SJRWMD	Lake	Clerbrook RV Resorts	FLA010538	BA	0.12	0.054	Yes	Yes
CD	SJRWMD	Lake	Villages WWTF	FLA010555	HI	1.64	0.904	Yes	Yes
CD	SJRWMD	Lake	Pennbrooke Fairways	FLA010570	HI	0.18	0.063	Yes	Yes
CD	SJRWMD	Lake	Frozen Grove WWTF	FLA010588	BA	0.87	0.097	Yes	Yes
CD	SJRWMD	Lake	Lake Groves WWTF	FLA010630	HI	0.999	0.871	Yes	Yes
CD	SJRWMD	Lake	Southlake Utilities WWTF	FLA010634	BA	1.5	1.002	Yes	Yes
CD	SJRWMD	Lake	Mid Florida Lakes WWTF	FLA010657	BA	0.18	0.111	Yes	Yes
CD	SJRWMD	Lake	Leesburg/Canal St. WWTF	FLA105066	HI	3.5	2.2	Yes	Yes

DEP District Office	Water Management District	County	WWTP Name	Facility ID	WWTP Disinfection Level	WWTP Permitted Capacity (mgd)	WWTP Daily Annual Avg Flow (mgd)	WRCA	Reuse
CD	SJRWMD	Lake	St. Johns River Utility WWTF (FKA Astor/Astor Park)	FLA187496	BA	0.3	0.143	Yes	Yes
CD	SJRWMD	Lake	Pine Island	FLA297631	HI	0.225	0.049	Yes	Yes
CD	SJRWMD	Lake	Lady Lake WWTF	FLA399761	HB	1	0.557	Yes	Yes
SD	SFWMD	Lee	Fort Myers Central AWWTF	FL0021261	HI	11	9.07	Yes	No
SD	SFWMD	Lee	Everest Parkway WRF	FL0030007	HI	13.4	9.6	Yes	No
SD	SFWMD	Lee	Lee County Utilities/Fiesta Village	FL0039829	HI	5	3.092	Yes	No
SD	SFWMD	Lee	Donax Water Reclamation Facility	FLA014430	HI	2.375	1.194	Yes	Yes
SD	SFWMD	Lee	Bonita Springs Water Reclamation (West)	FLA014443	HI	7	2.402	Yes	Yes
SD	SFWMD	Lee	Lake Fairways WWTP	FLA014463	HI	0.3	0.175	Yes	Yes
SD	SFWMD	Lee	Citrus Park North	FLA014477	BA	0.199	0.0747	Yes	No
SD	SFWMD	Lee	Forest Utilities WWTP	FLA014478	HI	0.8	0.488	Yes	Yes
SD	SFWMD	Lee	Fiddlesticks Country Club	FLA014484	HI	0.15	0.067	Yes	Yes
SD	SFWMD	Lee	Eagle Ridge WWTP	FLA014498	HI	0.318	0.217	Yes	Yes
SD	SFWMD	Lee	Cross Creek WWTF	FLA014505	HI	0.249	0.044	Yes	Yes
SD	SFWMD	Lee	Hunter's Ridge WWTP	FLA014541	HI	0.1	0.052	Yes	Yes
SD	SFWMD	Lee	Gateway Water Reclamation Facility	FLA014542	HI	3	1.523	Yes	Yes
SD	SFWMD	Lee	Del Prado WWTF	FLA014548	HI	4.25	3.104	Yes	Yes
SD	SFWMD	Lee	Lehigh Acres WWTF	FLA014565	HB	2.76	2.7	Yes	Yes
SD	SFWMD	Lee	South Seas Plantation	FLA014686	HI	0.18	0.061	Yes	Yes
SD	SFWMD	Lee	Fort Myers Beach WRF	FLA144215	HI	6	0.033	Yes	Yes
SD	SFWMD	Lee	Fort Myers Beach WRF	FLA144215	HI	6	2.758	Yes	Yes

DEP District Office	Water Management District	County	WWTP Name	Facility ID	WWTP Disinfection Level	WWTP Permitted Capacity (mgd)	WWTP Daily Annual Avg Flow (mgd)	WRCA	Reuse
SD	SFWMD	Lee	Three Oaks WWTF	FLA145190	HI	6	4.312	Yes	Yes
SD	SFWMD	Lee	Pine Island WRF	FLA176460	HI	0.383	0.091	Yes	Yes
NWD	NFWWMD	Leon	T.P. Smith Water Reclamation Facility	FLA010139	HI	26.5	21.6577	No	Yes
NWD	NFWWMD	Leon	Meadows-At-Woodrun WWTF	FLA010159	HI	0.098	0.06	No	Yes
NWD	NFWWMD	Leon	Sandstone Ranch WWTF	FLA010167	BA	0.0707	0.009	No	Yes
NWD	NFWWMD	Leon	Lake Jackson WWTP	FLA010171	BA	0.5	0.321	No	Yes
NWD	NFWWMD	Leon	Killearn Lakes WWTP	FLA010173	BA	0.826	0.415	No	Yes
NED	SRWMD	Levy	Chiefland WWTF	FLA011648	BA	0.475	0.411	Yes	Yes
NED	SWFWMD	Levy	Williston WWTF	FLA012612	BA	0.45	0.256	No	Yes
NWD	NFWWMD	Liberty	Liberty Correctional Institution WWTP	FLA010179	BA	0.28	0.202	No	Yes
NWD	NFWWMD	Liberty	Bristol WWTF	FLA284602	LL	0.25	0.049	No	Yes
SWD	SWFWMD	Manatee	City of Palmetto WWTP	FL0020401	HI	2.4	1.417	Yes	Yes
SWD	SWFWMD	Manatee	City of Bradenton WWTP	FL0021369	HI	9	6.4	No	No
CD	SJRWMD	Marion	City of Belleview	FLA010678	HI	1	0.437	Yes	Yes
CD	SJRWMD	Marion	Ocala WRF #2	FLA010680	HB	6.6	3.571	Yes	Yes
CD	SJRWMD	Marion	MCUD Stonecrest WWTF	FLA010741	HI	0.67	0.246	Yes	Yes
CD	SWFWMD	Marion	On Top of The World South WWTF	FLA012683	HI	1.25	0.945	No	No
CD	SJRWMD	Marion	Rainbow Springs Fifth Replat WWTF	FLA012693	BA	0.23	0.137	No	Yes
CD	SWFWMD	Marion	MCUD/Oak Run	FLA012697	HB	1.6	1.053	No	No
CD	SWFWMD	Marion	City of Dunnellon WWTF	FLA126594	BA	0.49	0.174	No	No
CD	SJRWMD	Marion	Ocala WRF #3	FLA190268	HI	4.43	2.505	No	Yes

DEP District Office	Water Management District	County	WWTP Name	Facility ID	WWTP Disinfection Level	WWTP Permitted Capacity (mgd)	WWTP Daily Annual Avg Flow (mgd)	WRCA	Reuse
CD	SWFWMD	Marion	Marion County/Northwest Regional WWTF	FLA272060	HB	0.8	0.276	No	No
CD	SJRWMD	Marion	MCUD/Silver Springs Shores WRF	FLA296651	HB	2	1.372	Yes	Yes
CD	SWFWMD	Marion	Juliette Falls WWTF	FLA490415	BA	0.026	0	Yes	Yes
SED	SFWMD	Martin	Martin County Tropical Farms WWTF	FL0043214	HI	5.9	3.129	Yes	Yes
SED	SFWMD	Martin	South Martin Regional Util. (FKA Hydratech) WWTF	FLA013859	HI	1.4	0.967	Yes	Yes
SED	SFWMD	Martin	Martin Correctional Institute	FLA013881	HI	0.37	0.314	Yes	Yes
SED	SFWMD	Martin	City of Stuart	FLA041459	HI	4	1.761	Yes	No
SED	SFWMD	Martin	Martin County Utilities North WWTF	FLA043192	HI	2.76	1.517	Yes	Yes
SED	SFWMD	Miami-Dade	MDWASA Central District WWTF	FL0024805	HB	143	127.97	Yes	No
SED	SFWMD	Miami-Dade	MDWASD North District WWTP	FL0032182	HB	120	102.63	Yes	Yes
SED	SFWMD	Miami-Dade	City of Homestead	FLA013609	HI	5	4.371	Yes	Yes
SED	SFWMD	Miami-Dade	MDWASA South District WWTF	FLA042137	HI	112.5	108.8	Yes	No
SED	SFWMD	Monroe	City of Key Colony Beach	FLA014720	HI	0.34	0.227	Yes	No
SED	SFWMD	Monroe	Duck Key Wastewater Cooperative	FLA014772	HI	0.274	0.123	No	Yes
SED	SFWMD	Monroe	Key West Resort Utility	FLA014951	HI	0.849	0.667	Yes	Yes
SED	SFWMD	Monroe	North Key Largo WWTP	FLA015009	HI	0.499	0.27	Yes	No
SED	SFWMD	Monroe	City of Marathon Area 5 Little Venice WWTP	FLA187364	HI	0.45	0.38	Yes	Yes
SED	SFWMD	Monroe	City of Marathon Area 4 WWTP	FLA550973	HI	0.4	0.342	Yes	Yes
SED	SFWMD	Monroe	Big Coppitt WWTP	FLA567591	HB	0.411	0.303	Yes	Yes
SED	SFWMD	Monroe	City of Marathon Area 3 WWTP	FLA642851	HI	0.25	0.17	Yes	Yes
SED	SFWMD	Monroe	City of Marathon Area 7 WWTP	FLA705250	HI	0.2	0.061	Yes	Yes

DEP District Office	Water Management District	County	WWTP Name	Facility ID	WWTP Disinfection Level	WWTP Permitted Capacity (mgd)	WWTP Daily Annual Avg Flow (mgd)	WRCA	Reuse
NED	SJRWMD	Nassau	Hilliard WWTF	FL0043079	BA	0.48	0.346	Yes	Yes
NED	SJRWMD	Nassau	Nassau Regional WWTF	FL0116793	HI	2	1.882	Yes	Yes
NED	SJRWMD	Nassau	Nassau Amelia Utilities WWTF	FLA011688	HI	0.95	0.719	Yes	Yes
NWD	NWFWMD	Okaloosa	Hurlburt Field AWTP	FL0003174	HB	1	0.581	No	No
NWD	NWFWMD	Okaloosa	Jerry D. Mitchem WRF at Bob Sikes Industrial Park	FLA010181	BA	0.391	0.161	No	Yes
NWD	NWFWMD	Okaloosa	Russell F.W. Stephenson WWTF	FLA010182	BA	0.98	0.577	Yes	Yes
NWD	NWFWMD	Okaloosa	NV Regional WWTF	FLA010185	HB	3.35	1.504	Yes	Yes
NWD	NWFWMD	Okaloosa	Mary Esther WWTP	FLA010191	BA	0.9	0.508	Yes	Yes
NWD	NWFWMD	Okaloosa	Crestview WWTP	FLA010193	BA	2.75	1.5033	No	Yes
NWD	NWFWMD	Okaloosa	George F. French Water Reclamation Facility	FLA010194	HI	6	3.18	Yes	Yes
NWD	NWFWMD	Okaloosa	Okaloosa Correctional Institution WWTF	FLA010202	BA	0.225	0.155	No	Yes
NWD	NWFWMD	Okaloosa	Arbennie Pritchett Water Reclamation Facility	FLA485942	HB	15	7.463	No	Yes
SED	SFWMD	Okeechobee	Cemetery Road Wastewater Treatment Facility	FLA013888	HI	3.9	0.562	Yes	Yes
SED	SFWMD	Okeechobee	Okeechobee Correctional WWTF	FLA013940	BA	0.2	0.258	Yes	Yes
CD	SJRWMD	Orange	Winter Garden WWTF	FL0020109	HB	4.75	3.51	Yes	Yes
CD	SJRWMD	Orange	OCUD/Eastern Subregional WRF	FL0038849	HB	24	19.2238	Yes	Yes
CD	SJRWMD	Orange	OCUD/Northwest Water Reclamation Facility	FLA010798	HI	11.25	6.541	Yes	Yes
CD	SFWMD	Orange	Orlando/Conserv II WRF	FLA010814	HI	25	15.758	Yes	Yes
CD	SJRWMD	Orange	Ocoee WWTF	FLA010815	HB	3	1.875	Yes	Yes
CD	SFWMD	Orange	Orlando/Conserv I WWTF	FLA010816	HI	7.5	5.43	Yes	Yes
CD	SJRWMD	Orange	Apopka WRF/Project Arrow	FLA010818	HI	8	3.562	Yes	Yes

DEP District Office	Water Management District	County	WWTP Name	Facility ID	WWTP Disinfection Level	WWTP Permitted Capacity (mgd)	WWTP Daily Annual Avg Flow (mgd)	WRCA	Reuse
CD	SJRWMD	Orange	Winter Park Estates WWTF	FLA010819	HI	0.75	0.545	Yes	Yes
CD	SJRWMD	Orange	Fairways Country Club WWTF	FLA010823	HI	0.15	0.121	Yes	Yes
CD	SJRWMD	Orange	Gulfstream Harbor WWTF	FLA010835	BA	0.1	0.037	Yes	Yes
CD	SJRWMD	Orange	Rock Springs MHP WWTF	FLA010871	BA	0.15	0.11	Yes	Yes
CD	SJRWMD	Orange	Wedgfield WWTF	FLA010900	HI	0.33	0.289	Yes	Yes
CD	SFWMD	Orange	OCUD/South WRF	FLA107972	HI	56	32.532	Yes	Yes
CD	SFWMD	Orange	Central Florida Tourism Oversight District	FLA108219	HI	20	12.801	Yes	Yes
CD	SFWMD	Orange	OCUD Hamlin WRF	FLAB07049	HB	5	3.881	Yes	Yes
CD	SFWMD	Osceola	TWA/South Bermuda	FLA010957	HI	14	12.758	Yes	Yes
CD	SFWMD	Osceola	TWA/Sandhill Road WWTF	FLA010958	HI	6	5.922	Yes	Yes
CD	SFWMD	Osceola	TWA/Parkway WWTF	FLA010960	HI	1.5	1.273	Yes	Yes
CD	SFWMD	Osceola	TWA Southside WRF	FLA010962	HI	7.6	5.133	Yes	Yes
CD	SJRWMD	Osceola	Southport Park	FLA011029	BA	0.016	0.001	Yes	Yes
CD	SJRWMD	Osceola	TWA/Cypress West	FLA109843	HI	6	3.38	Yes	Yes
CD	SFWMD	Osceola	TWA/Harmony Community Dev. District WWTF	FLA267872	HI	0.499	0.353	Yes	Yes
CD	SFWMD	Osceola	Sunbridge Water Reclamation Facility (WRF)	FLAB07198	HI	1	0.371	Yes	No
SED	SFWMD	Palm Beach	City of Boca Raton WWTP	FL0026344	BA	17.5	0	Yes	Yes
SED	SFWMD	Palm Beach	City of Boca Raton WWTP	FL0026344	BA	17.5	5.749	Yes	Yes
SED	SFWMD	Palm Beach	City of Boca Raton WWTP	FL0026344	HI	17.5	10.023	Yes	Yes
SED	SFWMD	Palm Beach	Loxahatchee Env. Control Dist. WWTP	FL0034649	HI	11	6.94	Yes	Yes
SED	SFWMD	Palm Beach	South Central Regional WWTP	FL0035980	HB	24	17.5	Yes	No

DEP District Office	Water Management District	County	WWTP Name	Facility ID	WWTP Disinfection Level	WWTP Permitted Capacity (mgd)	WWTP Daily Annual Avg Flow (mgd)	WRCA	Reuse
SED	SFWMD	Palm Beach	Seacoast Utilities Authority PGA Regional WWTF	FL0038768	HI	12	7.915	Yes	Yes
SED	SFWMD	Palm Beach	Palm Beach County Southern Region Water Reclamation Facility	FL0041424	HI	35	21.75	Yes	Yes
SED	SFWMD	Palm Beach	Central Region Reclaimed Water Facility	FL0471275	HI	3	0.409	Yes	Yes
SED	SFWMD	Palm Beach	Okeelanta Corporation	FLA013706	BA	0.225	0.0286	Yes	Yes
SED	SFWMD	Palm Beach	Western Region WWTF	FLA027740	BA	6.5	2.804	Yes	No
SED	SFWMD	Palm Beach	East Central Regional Water Reclamation Facility	FLA041360	HB	70	50.78	Yes	No
SED	SFWMD	Palm Beach	Village of Wellington WWTP	FLA042595	HI	6.5	3.67	Yes	No
SED	SFWMD	Palm Beach	Western Region North WWTP	FLA136778	BA	1.2	0.967	Yes	No
SWD	SWFWMD	Pasco	City of New Port Richey WWTF	FL0127434	HI	7.5	4.841	Yes	Yes
SWD	SWFWMD	Pasco	Dade City WWTP	FLA012742	HB	1.5	0.706	Yes	Yes
SWD	SWFWMD	Pasco	Seven Springs WWTF	FLA012752	HI	3.089	1.766	Yes	Yes
SWD	SWFWMD	Pasco	Forest Lake Estates WWTP	FLA012801	BA	0.216	0.071	Yes	Yes
SWD	SWFWMD	Pasco	Travelers Rest WWTF	FLA012831	HI	0.1	0.052	Yes	Yes
SWD	SWFWMD	Pinellas	City of Dunedin AWWTF	FL0021326	HI	6	3.7	Yes	Yes
SWD	SWFWMD	Pinellas	City of Largo	FL0026603	HI	18	12.36	Yes	No
SWD	SWFWMD	Pinellas	City of Tarpon Springs	FL0030406	HI	4	1.91	Yes	Yes
SWD	SWFWMD	Pinellas	South Cross Bayou WRF	FL0040436	HI	33	21.35	Yes	No
SWD	SWFWMD	Pinellas	William E. Dunn WRF	FL0128775	HI	9	6.597	Yes	Yes
SWD	SWFWMD	Pinellas	On Top of The World WWTP	FLA012905	HI	0.6	0.462	Yes	Yes
SWD	SWFWMD	Polk	Auburndale Allred WWTP	FL0021466	HI	1.4	0.647	Yes	Yes
SWD	SWFWMD	Polk	City of Lakeland Glendale WRF	FL0039772	BA	13.7	9.4	Yes	No

DEP District Office	Water Management District	County	WWTP Name	Facility ID	WWTP Disinfection Level	WWTP Permitted Capacity (mgd)	WWTP Daily Annual Avg Flow (mgd)	WRCA	Reuse
SWD	SWFWMD	Polk	Northeast Regional WWTF	FL0A00002	HI	6	5.362	Yes	Yes
SWD	SWFWMD	Polk	Outdoor Resorts at Orlando WWTF	FLA011047	BA	0.125	0.112	Yes	Yes
SWD	SWFWMD	Polk	Sun Ray WWTP	FLA012949	BA	1	0.37	Yes	No
SWD	SWFWMD	Polk	Southwest Regional WWTP	FLA012954	HI	4	2.237	Yes	Yes
SWD	SWFWMD	Polk	Waverly WWTF	FLA012968	BA	0.13	0.025	Yes	Yes
SWD	SWFWMD	Polk	City of Bartow WRF	FLA012976	BA	4	2.537	Yes	Yes
SWD	SWFWMD	Polk	City of Frostproof WWTF	FLA012983	BA	0.25	0.164	Yes	Yes
SWD	SWFWMD	Polk	Sweetwater Golf & Tennis Club WWTP	FLA013082	HI	0.07	0.058	Yes	Yes
SWD	SWFWMD	Polk	Swiss Village WWTF	FLA013102	BA	0.141	0.033	Yes	Yes
SWD	SWFWMD	Polk	Swiss Golf Club	FLA013103	BA	0.176	0.044	Yes	Yes
SWD	SWFWMD	Polk	Cypress Lakes WWTP	FLA013123	HI	0.19	0.111	Yes	Yes
SWD	SWFWMD	Polk	City of Winter Haven WWTP #2	FLA129747	HB	1.7	1.401	Yes	No
SWD	SWFWMD	Polk	City of Lake Wales WWTP	FLA129844	HI	2.19	1.107	Yes	Yes
SWD	SWFWMD	Polk	Northwest Regional WWTF	FLA178667	HI	1.515	1.41	Yes	Yes
SWD	SWFWMD	Polk	Dundee Regional WWTF	FLA180416	BA	0.7	0.204	Yes	Yes
SWD	SWFWMD	Polk	Cardinal Hill WWTF	FLA489093	BA	0.285	0.187	Yes	Yes
SWD	SWFWMD	Polk	Lake Hamilton Wastewater Treatment Facility	FLAB07302	BA	0.249	0.011	Yes	Yes
NED	SJRWMD	Putnam	Crescent City WWTF	FL0021610	BA	0.35	0.115	Yes	Yes
NED	SJRWMD	Putnam	Bass Capital Mobile Home Park WWTF	FLA011709	BA	0.01	0.003	Yes	Yes
NED	SJRWMD	Putnam	Economy Inn Motel WWTF/Palatka	FLA011713	BA	0.008	0.002	Yes	Yes
NWD	NFWWMD	Santa Rosa	Milton WWTF	FL0021903	HI	2.5	2.11	No	No



DEP District Office	Water Management District	County	WWTP Name	Facility ID	WWTP Disinfection Level	WWTP Permitted Capacity (mgd)	WWTP Daily Annual Avg Flow (mgd)	WRCA	Reuse
NWD	NWFWMD	Santa Rosa	Navarre Beach WWTP	FL0023981	BA	0.9	0.394	No	Yes
NWD	NWFWMD	Santa Rosa	Pace Water System WWTP	FL0102202	HI	2.32	1.899	No	Yes
NWD	NWFWMD	Santa Rosa	Town of Jay WWTP	FLA010206	HI	0.12	0.053	No	Yes
NWD	NWFWMD	Santa Rosa	Holley-Navarre Wastewater Treatment Facility	FLA010211	HI	3	1.657	Yes	Yes
NWD	NWFWMD	Santa Rosa	Gulf Breeze Regional Water System WRF	FLA010212	HI	2	1.891	Yes	Yes
NWD	NWFWMD	Santa Rosa	Sundial Utilities WWTP	FLA016779	BA	0.25	0.146	No	Yes
SD	SWFWMD	Sarasota	City of Sarasota AWWTF	FL0040771	HI	10.2	7.86	Yes	Yes
SD	SWFWMD	Sarasota	Venice Eastside WWTP	FL0041441	HI	8	4.138	Yes	Yes
SD	SWFWMD	Sarasota	City of North Port WWTP	FLA013378	HI	4.99	2.62	Yes	Yes
SD	SWFWMD	Sarasota	Southwest WRF	FLA984841	HI	2	0.712	Yes	Yes
CD	SJRWMD	Seminole	Sanford/North WWTF	FL0020141	HI	7.3	6.024	Yes	Yes
CD	SJRWMD	Seminole	Altamonte Springs Regional WRF	FL0033251	HI	12.5	7.1	Yes	Yes
CD	SJRWMD	Seminole	Wekiva Hunt Club WRF	FL0036251	HI	2.9	2.2	Yes	Yes
CD	SJRWMD	Seminole	Orlando/Iron Bridge Regional WRF	FL0037966	HI	40	26.87	Yes	No
CD	SJRWMD	Seminole	Casselberry WRF	FLA011066	HI	2.2	0.758	Yes	Yes
CD	SJRWMD	Seminole	Winter Springs/West	FLA011067	HI	2.07	1.28	Yes	Yes
CD	SJRWMD	Seminole	Winter Springs/East WWTF	FLA011068	HI	2.012	1.041	Yes	Yes
CD	SJRWMD	Seminole	Chuluota WWTF	FLA011076	HI	0.25	0.174	Yes	Yes
CD	SJRWMD	Seminole	Palm Valley MHP WWTF	FLA011085	HI	0.15	0.118	Yes	Yes
CD	SJRWMD	Seminole	SCU/Greenwood Lakes WRF	FLA011086	HI	3	2.367	Yes	Yes
CD	SJRWMD	Seminole	SCU/Northwest Regional WRF	FLA042625	HI	3.5	2.539	Yes	Yes

DEP District Office	Water Management District	County	WWTP Name	Facility ID	WWTP Disinfection Level	WWTP Permitted Capacity (mgd)	WWTP Daily Annual Avg Flow (mgd)	WRCA	Reuse
NED	SJRWMD	St. Johns	St. Augustine WWTF No. 1	FL0021938	BA	4.95	3.776	Yes	No
NED	SJRWMD	St. Johns	Anastasia Island WWTF	FL0038831	HI	4.95	3.67	Yes	Yes
NED	SJRWMD	St. Johns	Players Club WRF	FL0044245	HI	2.4	1.461	Yes	Yes
NED	SJRWMD	St. Johns	Marsh Landing WWTF	FL0044253	HI	0.8	0.627	Yes	Yes
NED	SJRWMD	St. Johns	State Road 207 WWTF	FL0117471	HI	0.25	0.128	Yes	Yes
NED	SJRWMD	St. Johns	Ponte Vedra WRF	FL0117951	HI	0.8	0.77	Yes	Yes
NED	SJRWMD	St. Johns	Northwest Wastewater Treatment Plant	FL0670651	HI	3	2.24	Yes	Yes
NED	SJRWMD	St. Johns	North Beach WWTF	FLA011765	BA	0.364	0.21	Yes	Yes
NED	SJRWMD	St. Johns	Ponce De Leon WWTF	FLA011773	BA	0.24	0.075	Yes	Yes
SED	SFWMD	St. Lucie	Fort Pierce Utility Authority WWTF	FL0027278	BA	10	5.33	Yes	No
SED	SFWMD	St. Lucie	SLCUD South Hutchinson Island Water Reclamation Facility	FL0139475	HB	1.6	0.292	Yes	Yes
SED	SFWMD	St. Lucie	SLCU North Hutchinson Island WWTF	FLA013946	HB	0.85	0.198	Yes	Yes
SED	SFWMD	St. Lucie	St. Lucie County Utilities Holiday Pines WWTF	FLA013969	HB	0.3	0.143	Yes	Yes
SED	SFWMD	St. Lucie	Spanish Lakes Country Club	FLA013977	BA	0.16	0.095	Yes	Yes
SED	SFWMD	St. Lucie	Island Dunes Country Club WWTF	FLA013980	HI	0.12	0.027	Yes	Yes
SED	SFWMD	St. Lucie	Meadowood Community Association, Inc. WWTF	FLA013982	HI	0.105	0.063	Yes	Yes
SED	SFWMD	St. Lucie	St. Lucie West Services District	FLA013993	HI	2.6	1.515	Yes	Yes
SED	SFWMD	St. Lucie	Spanish Lakes Fairways WWTF	FLA013998	HI	0.25	0.113	Yes	Yes
SED	SFWMD	St. Lucie	Port St. Lucie Utility Westport WWTF	FLA139653	HI	6	5.631	Yes	Yes
SED	SFWMD	St. Lucie	Port St. Lucie Utilities (PSLU) Glades WWTF	FLA326321	HI	12	6.28	Yes	Yes

DEP District Office	Water Management District	County	WWTP Name	Facility ID	WWTP Disinfection Level	WWTP Permitted Capacity (mgd)	WWTP Daily Annual Avg Flow (mgd)	WRCA	Reuse
CD	SWFWMD	Sumter	City of Wildwood WWTP	FLA013497	HI	3.55	2.335	No	Yes
CD	SWFWMD	Sumter	Little Sumter Utility Co. WWTF	FLA017133	HI	3	1.481	No	Yes
CD	SJRWMD	Sumter	Continental Country Club	FLA043699	BA	0.2	0.2	No	No
CD	SWFWMD	Sumter	North Sumter Utility Company WWTF	FLA281581	HI	2.8	1.67	No	Yes
CD	SJRWMD	Sumter	Central Sumter Utility Company WWTF	FLA499951	HI	1.6	1.246	No	Yes
CD	SWFWMD	Sumter	GPU WRF	FLAB07202	HI	2	0.072	No	Yes
NED	SRWMD	Suwannee	Live Oak WWTF	FLA011805	HB	2.21	1.05	Yes	Yes
NED	SRWMD	Union	City of Lake Butler WWTF	FLA118338	BA	0.7	0.557	Yes	Yes
CD	SJRWMD	Volusia	Deland/Wiley M. Nash Water Reclamation Facility	FL0020303	HI	6	5.08	Yes	No
CD	SJRWMD	Volusia	Ormond Beach WWTF	FL0020532	HI	8	5.86	Yes	No
CD	SJRWMD	Volusia	Port Orange WWTF	FL0020559	HB	12	5.99	Yes	Yes
CD	SJRWMD	Volusia	City of Edgewater	FL0021431	HI	2.75	1.528	Yes	Yes
CD	SJRWMD	Volusia	Daytona Beach/Bethune Point WRF	FL0025984	HI	13	5.32	Yes	No
CD	SJRWMD	Volusia	Holly Hill WRF	FL0027677	HI	3	2.2	Yes	No
CD	SJRWMD	Volusia	New Smyrna Beach Water Reclamation Facility	FL0172090	HI	7	4.5	Yes	No
CD	SJRWMD	Volusia	Samsula Academy WWTF	FLA011113	BA	0.005	0.001	Yes	Yes
CD	SJRWMD	Volusia	VC/Southwest WWTF #2	FLA011121	HI	0.6	0.171	Yes	Yes
CD	SJRWMD	Volusia	VC/Southwest Regional WRF	FLA011128	HI	2.341	2.17	Yes	Yes
CD	SJRWMD	Volusia	VC/ Halifax Plantation WWTF #8	FLA011131	HI	0.3	0.195	Yes	Yes
CD	SJRWMD	Volusia	Mariners Bay Condominium WWTF	FLA011150	BA	0.0075	0.0038	Yes	Yes
CD	SJRWMD	Volusia	Windemere Shores Condo	FLA011151	BA	0.009	0.0025	Yes	Yes

DEP District Office	Water Management District	County	WWTP Name	Facility ID	WWTP Disinfection Level	WWTP Permitted Capacity (mgd)	WWTP Daily Annual Avg Flow (mgd)	WRCA	Reuse
CD	SJRWMD	Volusia	Cypress Point WWTF (Golf & RV Campground)	FLA011154	BA	0.0086	0.002	Yes	Yes
CD	SJRWMD	Volusia	Van Lee Condominiums WWTF	FLA011156	BA	0.02	0.0085	Yes	Yes
CD	SJRWMD	Volusia	Applegate Estates MHP WWTF	FLA011159	BA	0.015	0.008	Yes	Yes
CD	SJRWMD	Volusia	Ocean House Condominium WWTF	FLA011162	BA	0.018	0.005	Yes	Yes
CD	SJRWMD	Volusia	Villages of Pine Run	FLA011169	BA	0.04	0.0115	Yes	Yes
CD	SJRWMD	Volusia	North Peninsula Utilities WWTF	FLA011188	BA	0.181	0.055	Yes	Yes
CD	SJRWMD	Volusia	Arlington Square Apartments WWTF	FLA011197	BA	0.006	0.007	Yes	Yes
CD	SJRWMD	Volusia	Lakeview Terrace MHP	FLA011198	BA	0.01	0.004	Yes	No
CD	SJRWMD	Volusia	Lake Helen Mobile Home Villas	FLA011199	BA	0.032	0.017	Yes	Yes
CD	SJRWMD	Volusia	Quality Inn WWTF	FLA011203	BA	0.0099	0.0013	Yes	Yes
CD	SJRWMD	Volusia	Meadowlea Estates WWTF	FLA011208	BA	0.03	0.031	Yes	Yes
CD	SJRWMD	Volusia	El Dorado Estates WWTF	FLA011209	BA	0.02	0.01	Yes	Yes
CD	SJRWMD	Volusia	Sunny Sands Resort	FLA011212	BA	0.0099	0.0024	Yes	No
CD	SJRWMD	Volusia	Orangewood Mobile Home Park	FLA011217	BA	0.008	0.0066	Yes	Yes
CD	SJRWMD	Volusia	Days Inn of Orange City WWTF	FLA011220	BA	0.004	0.003	Yes	Yes
CD	SJRWMD	Volusia	Paradise Lakes Campground	FLA011234	BA	0.015	0.0025	Yes	No
CD	SJRWMD	Volusia	Kove Estates	FLA011235	BA	0.032	0.019	Yes	Yes
CD	SJRWMD	Volusia	Emerald Palms WWTF	FLA011236	BA	0.0033	0.003	Yes	No
CD	SJRWMD	Volusia	Encore Daytona North WWTF	FLA011239	BA	0.04	0.019	Yes	Yes
CD	SJRWMD	Volusia	St. Johns River Club Condominium WWTF	FLA011263	BA	0.006	0.0011	Yes	Yes
CD	SJRWMD	Volusia	Candlelight MHP	FLA011265	BA	0.0249	0.009	Yes	Yes

DEP District Office	Water Management District	County	WWTP Name	Facility ID	WWTP Disinfection Level	WWTP Permitted Capacity (mgd)	WWTP Daily Annual Avg Flow (mgd)	WRCA	Reuse
CD	SJRWMD	Volusia	Hontoon Island State Park	FLA011276	BA	0.005	0.001	Yes	No
CD	SJRWMD	Volusia	Blue Spring State Park	FLA011279	BA	0.024	0.004	Yes	Yes
CD	SJRWMD	Volusia	VC/Southeast WWTF #7	FLA017413	HI	0.52	0.244	Yes	Yes
NWD	NWFWMD	Wakulla	Wakulla County/Otter Creek WWTP	FLA010225	HI	1.2	0.764	No	Yes
NWD	NWFWMD	Wakulla	Winco Utilities, Inc. WWTP	FLA016544	BA	0.495	0.238	No	Yes
NWD	NWFWMD	Walton	South Walton Utility Company WWTP	FL0102482	HI	2.75	1.5753	Yes	Yes
NWD	NWFWMD	Walton	City of Freeport WWTP	FLA010245	HB	1.5	0.764	Yes	Yes
NWD	NWFWMD	Walton	Sandestin WWTP	FLA010251	HB	4	1.847	Yes	Yes
NWD	NWFWMD	Walton	Point Washington WWTF	FLA010252	HB	4	0.395	Yes	Yes
NWD	NWFWMD	Walton	Walton Correctional Institution WWTP	FLA010254	BA	0.225	0.187	No	Yes
NWD	NWFWMD	Walton	Seacrest WWTF	FLA183555	HB	4	1.365	Yes	Yes
NWD	NWFWMD	Walton	Walton County Commerce Park at Mossy Head WWTF	FLA689637	BA	0.25	0.028	No	Yes
NWD	NWFWMD	Washington	Chipley WWTP	FLA027570	HI	1.2	0.77	No	No
NWD	NWFWMD	Washington	City of Vernon WWTF	FLA102563	BA	0.206	0.052	No	Yes