

# Florida Department of Environmental Protection



## 2024 Annual Ambient Air Monitoring Network Plan

**Division of Air Resource Management  
Florida Department of Environmental Protection  
March 2024**

Florida Department of Environmental Protection  
Division of Air Resource Management  
2600 Blair Stone Road  
Tallahassee, Florida 32399-2400  
[www.floridadep.gov](http://www.floridadep.gov)

## TABLE OF CONTENTS

1. INTRODUCTION .....	1
2. AIR MONITORING NETWORK 2024.....	3
2.1 Network Design Principles.....	3
2.2 Network Equipment Upgrades and Enhancement.....	5
3. AIR MONITORING NETWORK MODIFICATIONS .....	7
3.1 Site start-ups, shut--downs, and relocations UPDATES .....	7
<i>A. Site Start-Ups</i> .....	7
<i>B. Site Shutdowns/Relocations</i> .....	12
<i>C. Site Updates</i> .....	12
3.2 American Rescue Plan (ARP) Funding.....	13
4. FLORIDA’S AMBIENT AIR MONITORING NETWORK 2024.....	14
4.1 Ozone Network.....	14
4.2 PM <sub>2.5</sub> Network.....	16
4.3 NCore Network.....	19
4.4 PAMS Network .....	20
4.5 NATTS Network .....	23
4.6 SO <sub>2</sub> Monitoring Network.....	24
4.7 NO <sub>2</sub> Monitoring Network.....	26
4.8 CO Monitoring Network .....	30
4.9 PM <sub>10</sub> Monitoring Network.....	31
4.10 Lead Monitoring Network.....	33
5. MONITORING WAIVERS.....	34
6. GLOSSARY OF AIR MONITORING TERMS .....	35
7. APPENDICES .....	37
Appendix A: Additional Network Information .....	38
<i>A.1 Site Start-ups</i> .....	38
<i>A.2 EJScreen Community Reports</i> .....	54
Appendix B: Annual Site Review Summary.....	67
Appendix C: Ambient Air Monitoring Network Description .....	73
Appendix D: Ambient Air Monitoring Inventory .....	86

## **LIST OF FIGURES**

Figure 1.1 2024 Site Locations for Florida’s Ambient Air Monitoring Network .....	1
Figure 4.1 2021 Florida Hospitalizations for Asthma .....	28
Figure 7.1 CEJST Map of Pompano Beach EJ Site (AQS # 12-011-0037) .....	38
Figure 7.2 EJScreen Map of Pompano Beach EJ Site (AQS # 12-011-0037).....	39
Figure 7.3 Aerial view of Pompano Beach EJ Site (AQS # 12-011-0037) .....	39
Figure 7.4 South from Pompano Beach EJ Site (AQS # 12-011-0037) .....	40
Figure 7.5 South from Pompano Beach EJ Site (AQS # 12-011-0037) closeup of tree and pond	40
Figure 7.6 East from Pompano Beach EJ Site (AQS # 12-011-0037).....	41
Figure 7.7 East from Pompano Beach EJ Site (AQS # 12-011-0037) closeup of tree .....	41
Figure 7.8 West from Pompano Beach EJ Site (AQS # 12-011-0037) .....	42
Figure 7.9 North from Pompano Beach EJ Site (AQS # 12-011-0037) .....	42
Figure 7.10 Wind Rose for Pompano Beach EJ Site (AQS # 12-011-0037) Data from Pompano Highlands Fire House (AQS # 12-011-2003) .....	43
Figure 7.11 CEJST Map of Jose Marti MAST EJ site location (AQS # 12-086-0036) .....	44
Figure 7.12 EJScreen Map Jose Marti MAST EJ site (AQS # 12-086-0036) .....	45
Figure 7.13 Aerial view of Jose Marti MAST EJ site (AQS # 12-086-0036) .....	45
Figure 7.14 West from Jose Marti MAST EJ site (AQS # 12-086-0036) .....	46
Figure 7.15 East from Jose Marti MAST EJ site (AQS # 12-086-0036).....	46
Figure 7.16 North from Jose Marti MAST EJ site (AQS # 12-086-0036) .....	47
Figure 7.17 South from Jose Marti MAST EJ site (AQS # 12-086-0036) .....	47
Figure 7.18 Wind Rose for Jose Marti MAST EJ site (AQS # 12-086-0036). Data from Daniela Banu NCore site (AQS # 12-011-0034).....	48
Figure 7.19 CEJST map of St. Pete Midtown EJ Site (AQS # 103-0028) .....	49
Figure 7.20 EJScreen map of St. Pete Midtown EJ Site (AQS # 103-0028).....	50
Figure 7.21 Aerial view of St. Pete Midtown EJ site (AQS # 103-0028).....	50
Figure 7.22 South from St. Pete Midtown EJ site (AQS # 103-0028).....	51
Figure 7.23 East from St. Pete Midtown EJ site (AQS # 103-0028) .....	51
Figure 7.24 North from St. Pete Midtown EJ site (AQS # 103-0028).....	52
Figure 7.25 West from St. Pete Midtown EJ site (AQS # 103-0028).....	52
Figure 7.26 Wind Rose for St. Pete Midtown EJ site (AQS # 103-0028) Data from Azalea Park (AQS # 12-103-0018) .....	53

## **LIST OF TABLES**

Table 1-1 Florida’s Primary Quality Assurance Organization .....	2
Table 2-1 Equipment Purchases 2023/2024 .....	5
Table 3-1 Summary of Network Modifications.....	7
Table 3-2 Broward County Pompano Beach EJ Site (AQS # 12-011-0037).....	8
Table 3-3 Miami-Dade County EJ Site (AQS # 12-086-0036) .....	10
Table 3-4 Pinellas County St. Pete Midtown EJ Site (AQS # 12-103-0028) .....	11
Table 4-1 Florida’s Ozone Network .....	14

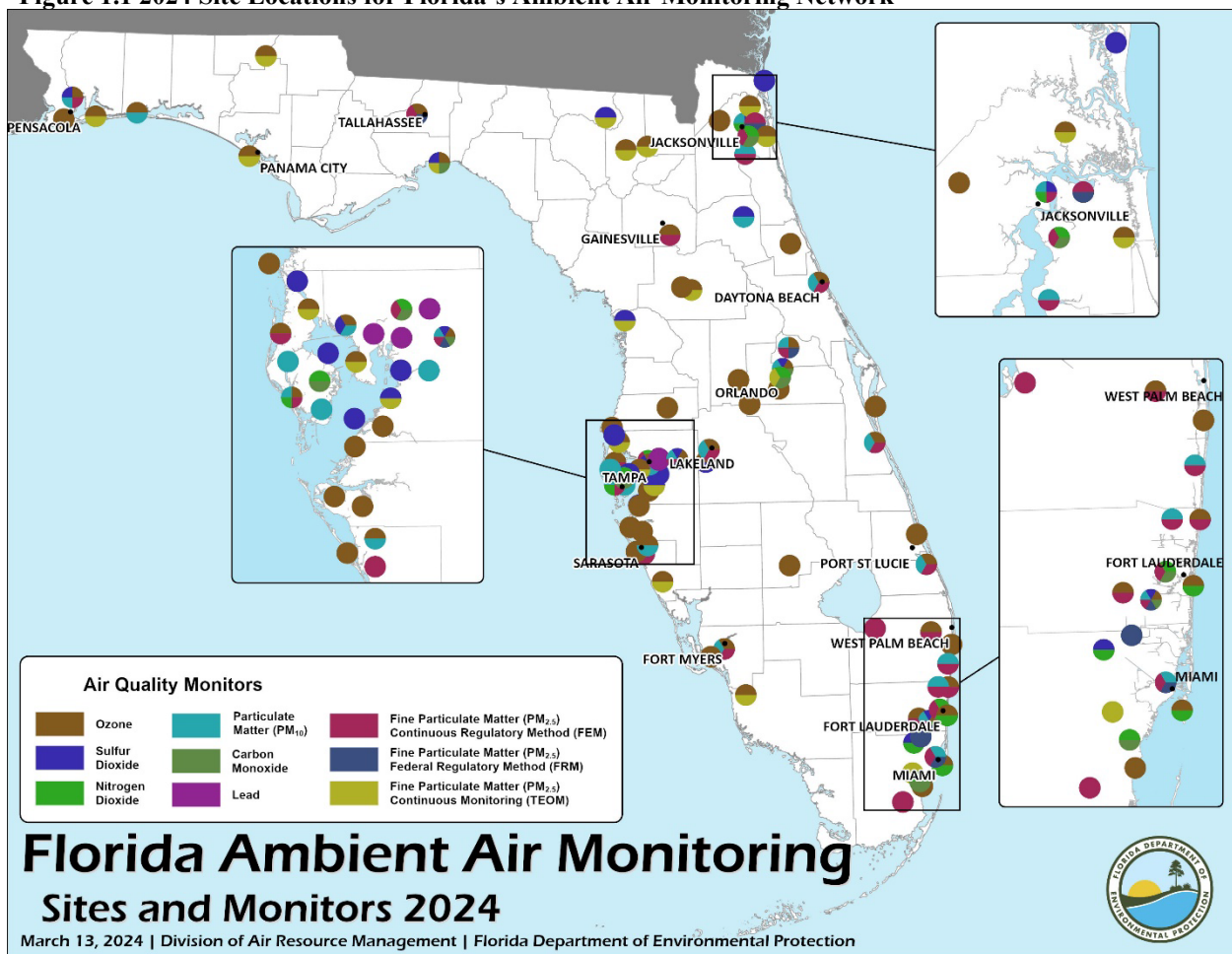
Table 4-2 Florida’s PM <sub>2.5</sub> Network .....	16
Table 4-3 NCore Sites in Florida .....	19
Table 4-4 PAMS Network Description, Broward County .....	21
Table 4-5 PAMS Network Description, Hillsborough County.....	22
Table 4-6 NATTS Sites in Florida.....	23
Table 4-7 SO <sub>2</sub> Monitoring Requirements .....	24
Table 4-8 Florida’s SO <sub>2</sub> Network .....	25
Table 4-9 NO <sub>2</sub> Monitoring Required by 2010 NAAQS .....	27
Table 4-10 Florida’s NO <sub>2</sub> Near-road Network and Monitor Designations.....	29
Table 4-11 Florida’s CO Network .....	30
Table 4-12 Florida’s PM <sub>10</sub> Network .....	31
Table 4-13 Florida’s Lead Source Monitoring Network .....	33
Table 7.2 Annual Site Summary 2022-2023.....	67

# 1. Introduction

The Florida Department of Environmental Protection (DEP) has developed and maintains a comprehensive ambient air monitoring network that covers over 90 percent of the 22 million people living in Florida, the third most populous state in the United States. This network is designed to provide the public with accurate air quality information, and currently meets or exceeds federal air monitoring requirements.

The network is comprised of more than 180 monitors at 90 sites strategically positioned across the state. As shown in Figure 1.1, these sites are concentrated in areas of higher population density, along the coast, and near interstate highways. In addition, the Department established three rural monitoring sites as representative locations for comparison to regional background levels of pollution: one in the panhandle, one in the northern area of the peninsula, and one in the southern area of the peninsula.

**Figure 1.1 2024 Site Locations for Florida’s Ambient Air Monitoring Network**



All of Florida’s monitoring agencies are managed under a Primary Quality Assurance Organization (PQAO) to ensure that monitoring is conducted according to a common set of procedures, using common calibration facilities and standards, and with oversight by a single air quality agency. Florida DEP’s Division of Air Resource Management is the coordinating agency that oversees this PQAO, which consists of Florida DEP and nine Local Programs (see Table 1.1 below).

**Table 1-1 Florida’s Primary Quality Assurance Organization**

<b>DEP’s Division of Air Resource Management</b>	<b>Local Programs</b>
Office of Air Monitoring	Broward County
Emerald Coast (Panama City area)	City of Jacksonville
First Coast (Jacksonville area)	Hillsborough County
Forgotten Coast (Tallahassee area)	Manatee County
Lee Island Coast (Ft. Myers area)	Miami-Dade County
Nature Coast (Gainesville area)	Orange County
Naval Aviation Coast (Pensacola area)	Palm Beach County
Space Coast (Orlando area)	Pinellas County
Sun Coast (Tampa area)	Sarasota County

Florida’s air monitoring network is designed to provide timely air pollution data to the public, support compliance with ambient air quality standards, develop emission reduction strategies, and support air pollution research studies. Data gathered from Florida’s monitoring network are used to:

- Determine an area’s compliance with the National Ambient Air Quality Standards (NAAQS);
- Produce a daily Air Quality Index (AQI) report;
- Compile daily air quality forecast reports;
- Support short and long-term health risk assessments;
- Identify localized health concerns; and
- Track long-term trends in air quality that could potentially affect the quality of life of Florida’s residents and visitors.

This annual Air Monitoring Network Plan is a requirement of the Code of Federal Regulations (40 CFR Part 58) established by the U.S. Environmental Protection Agency (EPA). The purpose of this report is to provide evidence that Florida’s air monitoring network meets current regulations, detail any changes proposed for the 18 months following its publication, and provide specific information on each of the state's existing and proposed monitoring sites. Federal regulations require that the plan be posted for public comment 30 days before submission to the EPA Regional Office. The plan was made available at <https://floridadep.gov/air/air-monitoring/documents/draft-2024-annual-network-plan> for public inspection and comment from March 20, 2024 to April 19, 2024.

## 2. Air Monitoring Network 2024

On January 1, 2015, the U.S. Environmental Protection Agency (EPA) designated the State of Florida as one Primary Quality Assurance Organization (PQAO) responsible for monitoring air pollution. Florida's PQAO consists of Florida DEP as the lead agency and 9 local air monitoring organizations throughout the state. Florida's air monitoring network is critical for assessing the state's progress in maintaining and improving air quality, understanding temporal variations in air pollutants, and evaluating pollutant exposure by individuals and the environment. One fundamental purpose of monitoring is to distinguish between areas where pollutant levels violate the ambient air quality standards and areas where they do not. Areas in violation of a standard require increased efforts to reduce the pollution that results in exceedances. Air quality agencies develop strategies, programs, and regulations to achieve needed emission reductions. Data from Florida's air monitoring network are then used to determine the rate of progress toward attaining the standards.

### 2.1 NETWORK DESIGN PRINCIPLES

The principles that guide Florida's network design are:

1. Sites will meet the Code of Federal Regulations for the number, type, and placement of monitors.
2. Attention will be paid to historic areas of exceedances or violations where contributing industries, activities, and/or populations have been maintained.
3. There will be sufficient ozone and fine particle pollution monitors to maintain AQI reporting for large (350,000+ population) communities.
4. During network design, the weight will be given to monitors that have long historical records.
5. Partnerships with private entities will be used judiciously.
6. Any monitoring required by the State Implementation Plans (SIP) will continue.
7. Coordination with Florida's local programs will be maintained to achieve a quality statewide network.

Details of the network are in the "Network Description and Requirements" section of this plan. The network description is organized first by the largest Metropolitan Statistical Areas followed by the monitoring of areas, not within a Metropolitan Statistical Area. Nine county agencies assist Florida DEP in the operation of the statewide air monitoring network. Each county's Metropolitan Statistical Areas or Micropolitan Statistical Area is identified. Requirements for the minimum number of monitoring sites are dependent on both population and population concentration for ozone, PM<sub>2.5</sub>, and PM<sub>10</sub>. The recently calculated Population Weighted Emission Index (PWEI) is listed for any areas with a PWEI over 5,000 where monitoring for sulfur dioxide is required.

The Air Quality Index (AQI) is reported and updated hourly on Florida DEP's website at [www.floridadep.gov/air/air-monitoring/content/floridas-air-quality](http://www.floridadep.gov/air/air-monitoring/content/floridas-air-quality). It is available in both graphical and text versions. The data to support this website are collected from all continuous monitors in the state. These data are also shared on EPA's AirNow site at [www.airnow.gov](http://www.airnow.gov).

An Air Monitoring Network Plan is also required to provide evidence that siting and operation of each monitor meet the requirements of Appendices A, B, C, D, and E of 40 CFR Part 58, where applicable. Appendix A specifies the minimum quality system requirements applicable to State and Local Air Monitor Stations (SLAMS) and other monitor types whose data are intended to be used to determine compliance with NAAQS. Florida meets 40 CFR Part 58, Appendix A requirements with three basic functions:

1. A quality system must have approved standard operating procedures (SOP), a Quality Management Plan (QMP), and Quality Assurance Project Plans (QAPP), which are in place and updated as needed. The Gaseous QAPP was approved in April 2022 and the PM (PM<sub>2.5</sub> and PM<sub>10</sub>) QAPP was approved in January 2023. The current QMP was approved in September 2021.
2. Florida DEP Quality Assurance staff complete instrument performance and technical systems audits for all agencies throughout the state.
3. All quality assurance and quality control records must be sent to EPA's Air Quality System (AQS) database quarterly.

40 CFR Part 58, Appendix B, describes quality assurance requirements for Prevention of Significant Deterioration (PSD) air monitoring. Florida's air monitoring network does not include any PSD monitors; therefore, these requirements are not applicable.

40 CFR Part 58, Appendix C, describes general ambient air quality monitoring methodology. Florida's air monitoring network is comprised of both federally and non-federally approved instrumentation. Only data from the federally approved instrumentation can be used for designations. Additionally, all instruments are subjected to the same quality assurance and quality control requirements as those used for designations. Florida's instrumentation meets 40 CFR Part 58, Appendix C requirements and is described in detail in Appendix C of this Plan.

40 CFR Part 58, Appendix D, contains the network design criteria for ambient air quality monitoring. Sites within Florida's air monitoring network are established using these requirements. This annual Air Monitoring Network Plan assesses the network's ability to meet these requirements.

40 CFR Part 58, Appendix E, contains the probe siting criteria for ambient air quality monitoring. To ensure that these requirements continue to be met, sites are reviewed annually by Florida DEP QA audit staff. The results of these reviews are used to determine if the sites meet siting requirements. Any discrepancies are dealt with, at minimum, on an annual basis. A table summarizing the site reviews conducted in the last year, as well as any issues discovered, is provided in Appendix B of this Plan. All of Florida's sites meet 40 CFR Part 58, Appendix E unless explicitly noted in Appendix B of this Plan.



## 2.2 NETWORK EQUIPMENT UPGRADES AND ENHANCEMENT

Over the last several years, Florida’s PQAO has made extensive investments in Florida’s air monitoring network. These upgrades and enhancements have been implemented to take advantage of software and hardware technological advancements for greater operational efficiency. These equipment upgrades are reflected in the “Network Description and Requirements” and “Network Equipment Evaluation” sections of the plan. Table 2.1 highlights major equipment purchases, and upgrades accomplished during the last 18 months:

**Table 2-1 Equipment Purchases 2023/2024**

<b>Agency</b>	<b>Quantity</b>	<b>Equipment Purchases</b>
<b>Broward County</b>	1	Thermo Fisher 2025i
<b>Broward County</b>	1	Thermo Fisher 48iQ-TLE
<b>Broward County</b>	3	Teledyne T400
<b>Broward County</b>	1	Teledyne T200UP
<b>Broward County</b>	1	Teledyne T500U
<b>Broward County</b>	1	Teledyne T640
<b>Broward County</b>	4	Teledyne API T703
<b>Broward County</b>	1	A TEC 8000-2
<b>Broward County</b>	1	Thermo Fisher 43iQ-TLE
<b>Broward County</b>	1	Thermo Fisher 42i-Y-TLE
<b>Broward County</b>	1	Teledyne T700U
<b>Broward County</b>	1	Magee AE33
<b>City of Jacksonville</b>	1	Teledyne T640X
<b>City of Jacksonville</b>	3	AliCat
<b>City of Jacksonville</b>	1	Teledyne T703U
<b>City of Jacksonville</b>	2	Teledyne T400
<b>City of Jacksonville</b>	1	Teledyne T700U
<b>City of Jacksonville</b>	2	Teledyne T500U
<b>City of Jacksonville</b>	2	Teledyne T300
<b>City of Jacksonville</b>	1	Voltage Calibrator
<b>City of Jacksonville</b>	1	Drying oven
<b>Florida DEP</b>	1	Teledyne T640
<b>Florida DEP</b>	1	Teledyne T640X
<b>Florida DEP</b>	7	Agilaire PC Upgrade
<b>Florida DEP</b>	1	Alicat Flow Standard
<b>Florida DEP</b>	5	Thermo Fisher 49IQPS
<b>Florida DEP</b>	3	Air Monitoring Shelters
<b>Hillsborough County</b>	1	Teledyne T640X
<b>Hillsborough County</b>	1	Teledyne T701H
<b>Hillsborough County</b>	1	Teledyne T703
<b>Hillsborough County</b>	1	Teledyne T400
<b>Hillsborough County</b>	1	TE-6070DV (Hi Vol-PM10 Sampler)

<b>Agency</b>	<b>Quantity</b>	<b>Equipment Purchases</b>
<b>Hillsborough County</b>	1	Ekto Shelter for TEOM
<b>Manatee County</b>	1	2B Technologies Model 211 Ozone Monitor
<b>Manatee County</b>	1	Mesa Labs Defender 530+
<b>Miami-Dade County</b>	1	Teledyne T640X
<b>Miami-Dade County</b>	2	Teledyne T500U
<b>Orange County</b>	4	Alicat FP-25BT (temperature, flow, barometer standard)
<b>Orange County</b>	2	Teledyne T640 - PM2.5
<b>Orange County</b>	2	Teledyne T700U - gas calibrator
<b>Orange County</b>	1	Teledyne T500U - NO2
<b>Orange County</b>	1	Teledyne T300 - CO
<b>Orange County</b>	1	Teledyne T701H - zero air
<b>Pinellas County</b>	2	Teledyne T640X
<b>Pinellas County</b>	1	Teledyne T640
<b>Pinellas County</b>	1	Teledyne T400
<b>Sarasota County</b>	1	Teledyne T703
<b>Sarasota County</b>	1	Teledyne T400 with nafian dryer

### 3. Air Monitoring Network Modifications

This Air Monitoring Network Plan lists the known changes to the network that have occurred in the last 18 months and those expected to occur in fiscal year 2024. The discussion within this plan is organized as follows:

- Sites scheduled for start-up, shut down, or relocation;
- Scheduled monitor changes and discontinuations; and
- Network descriptions organized by pollutant for 2024.

This plan also provides additional site information in Appendix A, a summary of all site reviews for the network in Appendix B and a complete inventory list in Appendix C. Florida DEP reserves the right to make unplanned network changes in the event a site needs to be closed or relocated due to events beyond our control and will communicate these unforeseen events to the EPA. These may include, but are not limited to, issues with site access and unpredictable circumstances. Significant network modifications for 2024 are provided in Table 3.1.

**Table 3-1 Summary of Network Modifications**

AQS #	Site Name	Parameter	Modification
12-011-0033	Vista View Park	Ozone, PM <sub>2.5</sub>	Site shut down (SD). Relocation expected in 2025 to Miramar AQS # 12-011-0036
12-011-0036	Miramar	Ozone, PM <sub>2.5</sub>	Site start-up (SU) expected in 2025, replaces Vista View Park AQS# 12-011-0033
12-057-3002	Sydney	PMCoarse, PM <sub>2.5</sub>	Replace PMCoarse primary and collocated Thermo 2025i and 5014i with a Teledyne T640X
12-103-5002	John Chesnut Sr. Park-East Lake	PM <sub>2.5</sub>	Replace 1405 TEOM with a Teledyne T640
12-073-0012	Tallahassee Community College	PM <sub>2.5</sub>	Added a Teledyne T640 and Thermo 2025i to meet collocation requirements for expanding T640 network. SU 7/1/2023
12-011-0037	Pompano Beach EJ	PM <sub>2.5</sub>	New EJ site
12-086-0036	Jose Marti MAST EJ	NO <sub>2</sub> , PM <sub>2.5</sub> , PM <sub>10</sub>	New EJ site
12-103-0028	St. Pete Midtown EJ	Ozone, PM <sub>2.5</sub> , PM <sub>10</sub>	New EJ site

#### 3.1 SITE START-UPS, SHUT--DOWNS, AND RELOCATIONS UPDATES

##### A. Site Start-Ups

Through the American Rescue Plan (ARP), the EPA provided air monitoring funding to Broward, Pinellas, and Miami-Dade counties to establish air monitoring sites to address environmental risks in underserved communities. EJScreen, a tool developed by EPA, is an environmental justice mapping and screening tool that combines demographic socioeconomic and environmental data for a geographic area. This tool was used to identify areas that ranked highest on the Environmental Justice Indexes. More information on this tool can be found on EPA's website at <https://www.epa.gov/ejscreen>.

The Climate and Economic Justice Screening Tool (CEJST), a mapping tool that utilizes census tracts to identify overburdened and underserved communities, was also used to identify site locations. This tool identifies areas as disadvantaged if it is in a census tract that is at or above the threshold for one or more environmental, climate, or other burdens, and if it is at or above the threshold for an associated socioeconomic burden. More information on this tool can be found through the Council on Environmental Quality (CEQ) and on the website [Methodology & data - Climate & Economic Justice Screening Tool \(geoplatform.gov\)](#).

Additionally, new site locations were evaluated with consideration being given to land availability and needed alterations, power and site accessibility, security, and proximity to pollutant sources. Tables 3.2, 3.3, and 3.4 summarize the selected sites that were found to be the best locations to perform ambient air monitoring for underserved communities. Additional pertinent site information is provided in Appendix A for EPA to perform a full evaluation of each EJ site.

***Broward County – Pompano Beach EJ Site (AQS#12-011-0037)***

A potential location to establish an EJ site in Broward County has been identified. This site location is in an area that ranks within the 95-100 percentile of the Supplemental Demographic EJ Indexes. This site is located within a census tract that is considered disadvantaged because it meets more than 1 burden threshold AND the associated socioeconomic threshold (low income – 80<sup>th</sup> above the 65<sup>th</sup> percentile, and 28% above the 10% for high school education). The burden thresholds for this area are:

- Climate change – 93<sup>rd</sup> above the 90<sup>th</sup> percentile for projected flood risk
- Legacy pollution – 90<sup>th</sup> above the 90<sup>th</sup> percentile for proximity to Risk Management Plan facilities
- Water and Wastewater – 92<sup>nd</sup> above the 90<sup>th</sup> percentile for underground storage tanks and releases
- Workforce development – 96<sup>th</sup> above the 90<sup>th</sup> percentile for unemployment

A site review was performed on February 13, 2024, by Florida DEP, and found that one tree will need to be removed to meet siting criteria. Broward County has reached out to Florida Power and Light to discuss what would be needed to connect the site to the power grid and requested quotes from vendors to procure the equipment needed to support continuous PM<sub>2.5</sub> monitoring.

**Table 3-2 Broward County Pompano Beach EJ Site (AQS # 12-011-0037)**

<b>Pompano Beach EJ Site</b>	
<b>AQS Site #</b>	12-011-0037
<b>City (CBSA)</b>	Pompano Beach
<b>Site Name</b>	Pompano Beach EJ Site
<b>Statement of Purpose</b>	Trends Monitoring
<b>Site Review Date</b>	2/13/2024
<b>County</b>	Broward
<b>Location Latitude</b>	26.249229
<b>Location Longitude</b>	-80.162811
<b>Address</b>	1600 Blount Road, Pompano Beach, FL 33069
<b>Objective</b>	Population Exposure

Pompano Beach EJ Site	
<b>Pollutants Monitored</b>	PM <sub>2.5</sub>
<b>Sampling and Analysis Method</b>	Teledyne T640
<b>Spatial Scale</b>	Neighborhood
<b>Operating Schedule</b>	Continuous
<b>Network Type</b>	SLAMS
<b>Distance from Inlet to nearest:</b>	Tree drip line: 9.6 meters Wall: NA Road: 35 meters
<b>Access</b>	Limited public access, site located on Broward County property that is actively monitored by security personnel.

Miami-Dade County – Jose Marti MAST EJ site (AQS # 12-086-0036)

Miami-Dade County has been working with the Miami-Dade County School Board to identify a potential site location. Jose Marti MAST Academy is a magnet school located within an area that ranks within the 80-90 percentile of the Supplemental Demographic EJ Indexes. Less than 1 mile to the north, east and west, there are communities that rank within the 95-100 percentile of the Supplemental Demographic EJ Indexes. This site is located within a census tract that is considered disadvantaged because it meets more than 1 burden threshold **AND** the associated socioeconomic threshold (low income – 84<sup>th</sup> above the 65<sup>th</sup> percentile, and 28% above the 10% for high school education). The burden thresholds for this area are:

- Climate change – 99<sup>th</sup> above the 90<sup>th</sup> percentile for projected flood risk
- Health – 95<sup>th</sup> above the 90<sup>th</sup> percentile for diabetes
- Housing – 98<sup>th</sup> above the 90<sup>th</sup> percentile for housing cost, and 90<sup>th</sup> above the 90<sup>th</sup> percentile for lack of green space
- Legacy pollution – 96<sup>th</sup> above the 90<sup>th</sup> percentile for proximity to superfund sites
- Transportation – 94<sup>th</sup> above the 90<sup>th</sup> percentile for diesel particulate matter exposure, and 97<sup>th</sup> above the 90<sup>th</sup> percentile for traffic proximity and volume
- Water and Wastewater – 91<sup>st</sup> above the 90<sup>th</sup> percentile for underground storage tanks and releases
- Workforce development – 99<sup>th</sup> above the 90<sup>th</sup> percentile for linguistic isolation

There are two proposed locations on the chosen property; on the third floor of a preexisting building and in a shelter on the grounds of the property. A preliminary site review was conducted on December 7, 2023, by Florida DEP. It was determined that both locations meet siting criteria. However, installing a shelter on the grounds of the property is preferred.

**Table 3-3 Miami-Dade County EJ Site (AQS # 12-086-0036)**

<b>Jose Marti MAST EJ Site</b>	
<b>AQS Site #</b>	12-086-0036
<b>City (CBSA)</b>	Hialeah
<b>Site Name</b>	Jose Marti MAST EJ Site
<b>Statement of Purpose</b>	Environmental Justice
<b>Site Review Date</b>	12/7/2023
<b>County</b>	Miami-Dade County
<b>Location Latitude</b>	25.874466
<b>Location Longitude</b>	-80.330126
<b>Address</b>	5701 West 24 <sup>th</sup> Avenue, Hialeah 33016
<b>Objective</b>	Population Exposure
<b>Pollutants Monitored</b>	NO <sub>2</sub> and PM <sub>2.5</sub> /PM <sub>10</sub> Continuous
<b>Sampling and Analysis Method</b>	Teledyne T500U and Teledyne T640X
<b>Spatial Scale</b>	Neighborhood
<b>Operating Schedule</b>	Continuous
<b>Network Type</b>	SLAMS
<b>Distance from Inlet to nearest:</b>	Tree drip line: 25 meters Wall: NA Road: 110 meters
<b>Access</b>	Permission from school staff

*Pinellas County – St. Pete Midtown EJ site (AQS # 12-103-0028)*

Final preparations are being made to secure a lease agreement with the City of St. Petersburg allowing Pinellas County to install a monitoring station on their property. The property is located within an area that ranks within the 90-95 percentile of the Supplemental Demographic EJ Indexes. The site is located less than 1 mile from an area that ranks within the 95-100 percentile of the Supplemental Demographic EJ Indexes. This site is within a census tract that is considered disadvantaged because it meets more than 1 burden threshold **AND** the associated socioeconomic threshold (low income – 95<sup>th</sup> above the 65<sup>th</sup> percentile, and 19% above the 10% for high school education). The burden thresholds for this area are:

- Energy – 96<sup>th</sup> above the 90<sup>th</sup> percentile for energy cost
- Health – 97<sup>th</sup> above the 90<sup>th</sup> percentile for asthma, 97<sup>th</sup> above the 90<sup>th</sup> percentile for diabetes, 92<sup>nd</sup> above the 90<sup>th</sup> percentile for heart disease, and 96<sup>th</sup> above the 90<sup>th</sup> percentile for low life expectancy
- Housing – Yes for historic underinvestment, and 95<sup>th</sup> above the 90<sup>th</sup> percentile for housing cost

- Legacy pollution – 90<sup>th</sup> above the 90th percentile for proximity to Risk Management Plan facilities
- Transportation – 94<sup>th</sup> above the 90th percentile for traffic proximity and volume
- Water and Wastewater – 98<sup>th</sup> above the 90th percentile for underground storage tanks and releases
- Workforce development – 96<sup>th</sup> above the 90<sup>th</sup> percentile for low median income, 98<sup>th</sup> above the 90<sup>th</sup> percentile for poverty, and 96<sup>th</sup> above the 90<sup>th</sup> percentile for unemployment

Two analyzers have been purchased and the shelter purchase has been approved. The shelter is currently being manufactured and customized for air monitoring purposes.

**Table 3-4 Pinellas County St. Pete Midtown EJ Site (AQS # 12-103-0028)**

<b>St. Pete Midtown EJ Site</b>	
<b>AQS Site #</b>	12-103-xxxx
<b>City (CBSA)</b>	St. Petersburg
<b>Site Name</b>	St. Pete Midtown EJ Site
<b>Statement of Purpose</b>	Community-wide monitoring
<b>Site Review Date</b>	TBD
<b>County</b>	Pinellas
<b>Location Latitude</b>	27.75704
<b>Location Longitude</b>	-82.6618
<b>Address</b>	1323 21 <sup>st</sup> Street South, St. Petersburg, FL 33712
<b>Objective</b>	Population Exposure
<b>Pollutants Monitored</b>	Ozone, PM10 and PM25
<b>Sampling and Analysis Method</b>	Teledyne API T400, Teledyne T640X
<b>Spatial Scale</b>	Neighborhood
<b>Operating Schedule</b>	Continuous
<b>Network Type</b>	SLAMS
<b>Distance from Inlet to nearest:</b>	Tree Drip Line: 15 meters Wall: 100 meters Road: 20 meters
<b>Access</b>	Parking Lot

## B. Site Shutdowns/Relocations

### Miami-Dade County – Palm Springs Fire Station (AQS # 12-086-0033)

Miami-Dade County is looking to relocate the PM<sub>2.5</sub> 2025i FRM sampler. In its current location at Palm Springs Fire Station, the analyzer is located on the roof of the fire station. Accessing the instrument has become difficult and relocating it to a site where it can be installed at ground level is necessary. This is the only analyzer at this site; therefore, the site is scheduled to be shut down once a suitable alternate location is found. A network plan addendum will be submitted to EPA for a full evaluation of the proposed new site once a suitable alternate location is found.

### Broward County -Vista View Park (AQS # 12-115-0033)

The support structure of the building at Vista View Park has been compromised. After consulting with the Broward County Construction Management Division, it was determined that repairs to the building were not possible and total replacement was required. The current building is not the style used currently (pitched roof with no safety rail) and located very close to the Daniela Banu NCORE site (12-011-0034). To ensure better spatial coverage in Broward County, account for the growth in the newer southwestern parts of the County, and to do a better job of providing monitoring data of fires in the Everglades to Broward County residents, relocating the site to southwestern Broward County is necessary. Currently, the County Attorney's Office is working on establishing a revokable license agreement with the City of Miramar for the site. Vista View Park AQS # 12-115-0033) is expected to be shut down and relocated to a new site in 2025. Due to the change in address, a new site name and AQS Site Identification number, Miramar (AQS #115-0036) will be assigned. Additional information for a full evaluation of the proposed site will be submitted to EPA for approval in a network plan addendum.

## C. Site Updates

### Orange County – I-4 Near Road Site (AQS # 12-095-0009)

The I-4 Near Road site (AQS # 12-095-0009) was granted approval by EPA on July 24, 2017, for a temporary discontinuance due to ongoing construction along the I-4 corridor. The I-4 construction project was completed in February 2022, and currently Orange County is working with the Florida Department of Transportation (FDOT) to set up the new site near the originally approved location. The site is expected to resume operations by July 2024.

### Orange County – President Drive Near Road Site (AQS # 12-095-0011)

The President's Drive Near Road Site was granted approval by EPA on March 9, 2022. The expected operational start date is July 2024.

### Lee County – Winkler Pump Station (AQS # 12-071-0005)

In October 2022, Winkler Pump Station sustained irreparable damage from Hurricane Ian. The site has been temporarily shut down pending the manufacture, and installation of the new shelter, which was purchased in March 2023 with American Rescue Plan funds. The shelter has been purchased and delivered to the site. The contract to secure services for installation support is expected to be awarded in March 2024, and the site is expected to resume operations prior to July 2024.



### 3.2 AMERICAN RESCUE PLAN (ARP) FUNDING

Through the American Rescue Plan (ARP), the EPA provided air monitoring funding via direct awards and competitive grants to the Florida PQA agencies to address environmental risks in underserved communities and to support other dedicated air quality monitoring priorities at existing sites. As part of the direct award funding opportunity, new sites are planned in underserved communities in Broward, Pinellas, and Miami-Dade counties. Section 3.1.A provides information on the status of these sites. Table 3.5 provides information regarding enhanced air quality monitoring direct awards received by the Florida PQA agencies. Additional information about the EPA’s ARP funding can be found at <https://www.epa.gov/arp>.

**Table 3.5 Enhanced Air Quality Monitoring Direct Awards to the Florida PQA**

Grant Recipient	Amount Awarded	Purpose
Florida DEP	\$176,500	<ul style="list-style-type: none"> <li>Enhanced Continuous PM2.5 monitoring</li> <li>Other NAAQS Pollutant Investments to Upgrade Equipment at Existing Sites</li> </ul>
Broward County	\$149,250	<ul style="list-style-type: none"> <li>New Site (Western Broward County, FL)</li> <li>Other NAAQS Pollutant Investments to Upgrade Equipment at Existing Sites</li> </ul>
City of Jacksonville	\$74,600	<ul style="list-style-type: none"> <li>Other NAAQS Pollutant Investments to Upgrade Equipment at Existing Sites</li> </ul>
Hillsborough County	\$80,000	<ul style="list-style-type: none"> <li>Other NAAQS Pollutant Investments to Upgrade Equipment at Existing Sites</li> </ul>
Manatee County	\$26,000	<ul style="list-style-type: none"> <li>Other NAAQS Pollutant Investments to Upgrade Equipment at Existing Sites</li> </ul>
Miami-Dade County	\$180,500	<ul style="list-style-type: none"> <li>Enhanced Continuous PM2.5 monitoring</li> <li>New Site (Miami, FL)</li> <li>Other NAAQS Pollutant Investments to Upgrade Equipment at Existing Sites</li> </ul>
Orange County	\$44,382	<ul style="list-style-type: none"> <li>Other NAAQS Pollutant Investments to Upgrade Equipment at Existing Sites</li> </ul>
Florida Department of Health Palm Beach County	\$26,500	<ul style="list-style-type: none"> <li>Other NAAQS Pollutant Investments to Upgrade Equipment at Existing Sites</li> </ul>
Pinellas County	\$100,300	<ul style="list-style-type: none"> <li>New Site (St. Petersburg, FL)</li> <li>Other NAAQS Pollutant Investments to Upgrade Equipment at Existing Sites</li> </ul>
Sarasota County	\$60,000	<ul style="list-style-type: none"> <li>Other NAAQS Pollutant Investments to Upgrade Equipment at Existing Sites</li> </ul>

## 4. Florida’s Ambient Air Monitoring Network 2024

The Ambient Air Monitoring Section in Florida is responsible for measuring levels of regulated pollutants in the ambient air by maintaining a network of 89 monitoring stations across the state and measuring the concentration of pollutants such as ozone, lead, particles (dust), nitrogen oxides, sulfur dioxide, and carbon monoxide. These monitoring services are provided following EPA regulatory requirements. The criteria pollutant monitoring system is designed to make measurements to assess compliance with the national ambient air quality standards (NAAQS) as set by the EPA. The NAAQS defines air pollutant concentration levels judged necessary to protect public health and welfare. This section provides details of each pollutant network within Florida’s ambient air monitoring network if all requests in this plan are granted.

### 4.1 OZONE NETWORK

Florida’s PQAQO operates an extensive ozone network covering the state from large urban areas to smaller rural areas totaling 56 monitoring sites. This network enables the state of Florida to learn how ozone is transported to and within the state, to identify the parts of the state with peak ozone concentrations, and to determine where ozone concentrations do and do not exceed the NAAQS. Table 4.1 lists all ozone monitoring stations within the state and their 2021-2023 design values.

**Table 4-1 Florida’s Ozone Network**

AQS #	Site Name	Pollutant	2021-2023 Design Values (ppb)
12-001-3012	Paynes Prairie Farm	Ozone	58
12-003-0002	Osceola National Forest - Olustee Ranger Station	Ozone	59
12-005-0006	St. Andrews State Park	Ozone	58
12-009-0007	Melbourne	Ozone	60
12-009-4001	Cocoa Beach	Ozone	61
12-011-0033	Vista View Park	Ozone	56
12-011-0034	Daniela Banu (NCore Site)	Ozone	58
12-011-2003	Pompano Highland Fire House	Ozone	56
12-011-8002	Dr. Von Mizell-Eula Johnson State Park	Ozone	58
12-021-0004	Laurel Oak Elementary	Ozone	58
12-023-0002	Lake City - Veterans Domicile	Ozone	60
12-031-0077	Sheffield Elementary	Ozone	61
12-031-0100	Mayo Clinic	Ozone	61
12-031-0106	Cisco Drive	Ozone	60
12-033-0004	Ellyson Industrial Park	Ozone	59
12-033-0018	Pensacola NAS	Ozone	63
12-035-0004	Flagler	Ozone	58
12-055-0003	Archbold Biological Station	Ozone	59
12-057-0081	E.G. Simmons Park	Ozone	64
12-057-1035	Davis Island (Coast Guard Station)	Ozone	60
12-057-1065	USMC Reserve Center	Ozone	66
12-057-3002	Sydney (NCore Site)	Ozone	58
12-059-0004	Bonifay Tri-County Airport	Ozone	56
12-069-0002	Clermont	Ozone	61
12-071-0005	Winkler Pump Station	Ozone	Not Available – Site Opened 5/2021

AQS #	Site Name	Pollutant	2021-2023 Design Values (ppb)
12-071-2002	Rotary Park	Ozone	Not Available – Data Completeness
12-073-0012	Tallahassee Community College	Ozone	58
12-081-3002	Port Manatee	Ozone	Not Available – Data Completeness
12-081-4012	GT Bray Park	Ozone	Not Available – Data Completeness
12-081-4013	39th Street Park	Ozone	Not Available – Data Completeness
12-083-0003	Ocala - YMCA	Ozone	62
12-083-0004	Marion County Sheriff	Ozone	58
12-085-0007	Stuart	Ozone	55
12-086-0027	Rosenstiel (University of Miami)	Ozone	64
12-086-0029	Perdue	Ozone	61
12-091-0003	Fort Walton Beach Stillwell Park	Ozone	Not Available – Site Opened 5/2023
12-095-0010	Skyview	Ozone	63
12-095-2002	Lake Isle Estates - Winter Park	Ozone	65
12-097-2002	Osceola Co. Fire Station - Four Corners	Ozone	61
12-099-0021	Lantana Preserve	Ozone	57
12-099-0022	Lamstein Lane	Ozone	55
12-101-0005	San Antonio	Ozone	60
12-101-2001	Holiday	Ozone	61
12-103-0004	St. Petersburg College	Ozone	62
12-103-0018	Azalea Park	Ozone	59
12-103-5002	John Chesnut Sr. Park - East Lake	Ozone	60
12-105-6005	Sikes Elementary School	Ozone	63
12-105-6006	Baptist Children's Home	Ozone	60
12-111-0013	Savannas	Ozone	57
12-113-0015	Woodlawn Beach Middle School	Ozone	62
12-115-1005	Lido Park	Ozone	62
12-115-1006	Paw Park	Ozone	62
12-115-2002	Jackson Road	Ozone	59
12-117-1002	Seminole Community College	Ozone	61
12-127-5002	Daytona - Blind Services	Ozone	58
12-129-0001	St. Marks Wildlife Refuge (NCore Site)	Ozone	56

## 4.2 PM<sub>2.5</sub> NETWORK

### *The Federal Reference Method and Federal Equivalent Method Network*

Florida's PQA currently operates 9 federal reference methods (FRM) and 31 federal equivalent method (FEM) monitors, for a total of 40 monitors of which there are 33 primary monitors and 7 collocated monitors. All of Florida's FEM monitors have been approved by the EPA and can be used to determine compliance with the NAAQS. This network is sufficient to protect the health and welfare of Florida's residents and environment. It also provides information on how fine particles are transported to and within the state, to identify the parts of the state with the highest concentrations of fine particles, and to determine where fine particle concentrations do and do not exceed the NAAQS. All of Florida's PM<sub>2.5</sub> monitoring sites, with valid design values for 2021-2023, are less than 80 percent of the annual standard (9.6 µg/m<sup>3</sup>) as detailed in Table 4.2.

**Table 4-2 Florida's PM<sub>2.5</sub> Network**

AQS #	Site Name	Method: FRM/FEM	Operating Schedule	2021-2023 Design Values	Comments
12-001-3012	Paynes Prairie Farm	FEM	Continuous	7.0	Collocated monitor, same method designation
		FEM	Continuous		
12-009-0007	Melbourne	FEM	Continuous	7.7	
12-011-0033	Vista View Park	FEM	Continuous	Not Available	Site Opened 08/2021
12-011-0034	Daniela Banu (NCore Site)	FEM	Continuous	6.9	Collocated FRM monitor
		FRM	Every 3 <sup>rd</sup> Day		
12-011-0035	Fort Lauderdale Near Road	FEM	Continuous	9.7	Near road
12-011-2003	Pompano Highland Fire House	FEM	Continuous	7.5	
12-011-5005	Coconut Creek	FEM	Continuous	8.4	
12-031-0098	Mandarin Rd Site	FEM	Continuous	8.1	
12-031-0099	Sunny Acres	FEM	Continuous	Not Available	Start up 01/2023
12-031-0108	Pepsi Place (PP-PPL)	FEM	Continuous	8.7	Near road
12-033-0004	Ellyson Industrial Park	FEM	Continuous	9.7	
12-057-0113	Munro Street	FEM	Continuous	8.4	Near road

AQS #	Site Name	Method: FRM/FEM	Operating Schedule	2021-2023 Design Values	Comments
12-057-3002	Sydney (NCore Site)	FRM	Every 3 <sup>rd</sup> Day	7.4	Collocated monitor, same method designation <b>Shut Down 3/1/2024</b>
		FRM	Every 12 <sup>th</sup> Day		
12-071-0005	Winkler Pump Station	FEM	Continuous	Not Available – Data Completeness	Collocated monitor, same method designation
		FEM	Continuous		
12-073-0012	Tallahassee Community College	FRM	Every 3 <sup>rd</sup> Day	7.4	Collocated monitors, same method designation
		FRM	Every 12 <sup>th</sup> Day		
		FRM	Every 12 <sup>th</sup> Day		
		FEM	Continuous		
12-085-0007	Stuart	FEM	Continuous	Not Available-Monitor Start-up 12/2022	
12-086-0033	Palm Springs Fire Station	FRM	Every 3 <sup>rd</sup> Day	6.6	
12-086-1016	Miami Fire Station	FEM	Continuous	7.3	Collocated FRM monitor
		FRM	Every 12 <sup>th</sup> Day		
12-086-6001	Homestead Fire Station	FRM	Every 3 <sup>rd</sup> Day	Not Available – Data Completeness	<b>Shut Down 10/3/2023</b>
12-095-0009	I-4 Near Road	FEM	Continuous	Not Available – Site has a temporary monitoring waiver	Near road
12-095-0011	Presidents Drive	FEM	Continuous	SU Expected 7/2023	Near road
12-095-2002	Lake Isle Estates - Winter Park	FEM	Continuous	Not Available – Data Completeness	
12-099-0008	Belle Glade	FEM	Continuous	Not Available-Monitor opened 11/1/2021	
12-099-0022	Lamstein Lane	FEM	Continuous	6.6	
12-099-2005	Delray Beach	FEM	Continuous	7.1	

<b>AQS #</b>	<b>Site Name</b>	<b>Method: FRM/FEM</b>	<b>Operating Schedule</b>	<b>2021-2023 Design Values</b>	<b>Comments</b>
12-103-0004	St. Petersburg College	FEM	Continuous	7.1	
12-103-0018	Azalea Park	FEM	Continuous	7.8	
12-105-6006	Baptist Children's Home	FEM	Continuous	8.1	
12-115-0013	Bee Ridge Park	FEM	Continuous	7.8	
12-117-1002	Sanford	FEM	Continuous	7.4	Collocated FRM monitor
		FRM	Every 12th Day		
12-127-5002	Daytona - Blind Services	FEM	Continuous	8.4	

### 4.3 NCORE NETWORK

The National Core (NCore) monitoring network has approximately 80 sites nationwide and was designed with the intent to have a network made of largely population-oriented sites and some rural sites that take advantage of multi-pollutant monitoring. Details of the NCore network are provided on EPA’s website at <https://www.epa.gov/amtic/ncore-monitoring-network>. Table 4.3 provides information on Florida’s NCore sites.

**Table 4-3 NCore Sites in Florida**

AQS #	Site Name	Parameter
12-129-0001	St. Marks National Wildlife Refuge	O <sub>3</sub> , NO <sub>y</sub> , CO, SO <sub>2</sub> _TL, Continuous PM <sub>2.5</sub>
12-011-0034	Daniela Banu	O <sub>3</sub> , NO <sub>y</sub> _TL, NO <sub>z</sub> _TL, NO_TL, CO_TL, SO <sub>2</sub> _TL, Continuous PM <sub>2.5</sub> , PM <sub>10-2.5</sub> , Low Volume PM <sub>10</sub> , PM <sub>10</sub> and PM <sub>2.5</sub>
12-057-3002	Sydney	O <sub>3</sub> , NO <sub>y</sub> _TL, NO <sub>z</sub> _TL, NO_TL, CO_TL, SO <sub>2</sub> _TL, Continuous PM <sub>2.5</sub> , PM <sub>10-2.5</sub> , Low Volume PM <sub>10</sub> , PM <sub>10</sub> and PM <sub>2.5</sub>

EPA only requires two NCore monitoring sites for the State of Florida, but the PQA0 currently operates three sites. EPA requested that Florida DEP operate a rural NCore site at the St. Marks National Wildlife Refuge to enhance the coverage for the southeastern United States. The St. Marks National Wildlife Refuge site (AQS # 12-129-0001) takes advantage of the existing Interagency Monitoring of Protected Visual Environments (IMPROVE) and Florida DEP monitoring for particulate matter and ozone, respectively.

Building on the Speciation Trends Network (STN), the two required NCore sites are in the largest Metropolitan Statistical Areas in the state - the Miami-Fort Lauderdale-Miami Beach area (more than 6 million) and Tampa-St. Petersburg-Clearwater area (more than 2 million). In the Miami-Fort Lauderdale-Miami Beach area, the Daniela Banu site is the NCore site (AQS # 12-011-0034), which is operated by Broward County. The site began operation in August 2015 and the meteorological instruments have been operational since January 2020.

In the Tampa-St. Petersburg-Clearwater area, the Sydney site is the NCore site (AQS # 12-057-3002), which is operated by Hillsborough County. This site was used as part of a large and intense nitrogen deposition study called the Bay Regional Atmospheric Chemistry Experiment (BRACE). It has also been monitoring trace SO<sub>2</sub>, CO and total reactive nitrogen (NO<sub>y</sub>) since 2004. Since the primary use of the NCore sites is to obtain air quality trends analyses, Sydney’s location in a more rural part of the county is ideal for tracking trends that reflect the increasing population.

#### 4.4 PAMS NETWORK

The NCore sites in Metropolitan Statistical Areas with populations over one million will be required to incorporate the Photochemical Assessment Monitoring Station (PAMS) program in accordance with 40 CFR part 58, Appendix D, section 5(a). The PAMS measurements include:

1. Hourly averaged speciated volatile organic compounds (VOCs);
2. Three eight-hour averaged carbonyl samples per day on a 1 in 3-day schedule, or hourly averaged formaldehyde;
3. Hourly averaged O<sub>3</sub>;
4. Hourly averaged nitrogen oxide (NO), true nitrogen dioxide (NO<sub>2</sub>), and total reactive nitrogen (NO<sub>y</sub>);
5. Hourly averaged ambient temperature;
6. Hourly vector-averaged wind direction<sup>1</sup>;
7. Hourly vector-averaged wind speed<sup>1</sup>;
8. Hourly average atmospheric pressure;
9. Hourly averaged relative humidity;
10. Hourly precipitation;
11. Hourly averaged mixing-height;
12. Hourly averaged solar radiation; and
13. Hourly averaged ultraviolet radiation.

The Daniela Banu (AQS # 12-011-0034) and Sydney (AQS # 12-057-3002) NCore sites located in Broward and Hillsborough counties, respectively, are required to implement PAMS monitoring. Broward and Hillsborough counties have created a separate Primary Quality Assurance Organization (PQAO) for the PAMS network, hereafter known as the Florida PAMS PQAO. The Broward County PAMS network started operations in the 2021 PAMS season, and the NO<sub>2</sub> data collected went through the certification process for 2021. The Hillsborough County PAMS network intends to be operational for the 2024 PAMS season. The service and validation process will be contracted with Orsat. The PAMS Network Plan for each county is provided below; these are new parameters at the existing sites utilized for the NCore network.



*PAMS Monitoring Network – Broward County*

PAMS Monitoring Site: Daniela Banu PAMS site (AQS # 12-011-0034) utilizes the NCORE network at Daniela Banu. Broward County reports Angular Wind Direction and Wind Speed

**Table 4-4 PAMS Network Description, Broward County**

<b>POLLUTANT</b>	<b>OPERATING SCHEDULE</b>	<b>SAMPLER</b>	<b>MONITORING OBJECTIVE</b>	<b>SPATIAL SCALE</b>
NO2	PAMS Season	Teledyne T500U	PAMS	NBH
VOCs	PAMS Season	CAS Auto GC-FID	PAMS	NBH
Carbonyls	PAMS Season	ATEC 8000-2	PAMS	NBH
Mixing Height	PAMS Season	Vaisala CL-51	PAMS	NBH
Barometric Pressure	Continuous	RM Young 61402V	PAMS	NBH
Rainfall	Continuous	RM Young 52203	PAMS	NBH
UV Radiation	Continuous	Kipp & Zonen SUV5-V	PAMS	NBH
Solar Radiation	Continuous	Kipp & Zonen SMP6-V	PAMS	NBH
Temperature	Continuous	RM Young 41342VC	PAMS	NBH

*PAMS Monitoring Network – Hillsborough County*

PAMS Monitoring Site: Sydney PAMS site (AQS # 12-057-3002) utilizes the NCORE network at Sydney.

**Table 4-5 PAMS Network Description, Hillsborough County**

<b>POLLUTANT</b>	<b>OPERATING SCHEDULE</b>	<b>SAMPLER</b>	<b>MONITORING OBJECTIVE</b>	<b>SPATIAL SCALE</b>
<b>NMHC</b>	Continuous, PAMS season ONLY	Markes-Agilent Auto-GC FID	POP EXP	NBH
<b>Carbonyls</b>	3 - 8-hour samples, 1-in-3, during national ozone season ONLY	ATEC 8000	POP EXP	NBH
<b>NO<sub>2</sub></b>	Continuous, Year-round	Teledyne T500U	POP EXP	NBH
<b>UV/Solar Radiation</b>	Continuous, PAMS season ONLY	Kipp & Zonen SUV5-V & SMP6-V	POP EXP	NBH
<b>Precipitation Gage</b>	Continuous, PAMS season ONLY	RM Young 52202	POP EXP	NBH
<b>Atmospheric Pressure Gauge</b>	Continuous, PAMS season ONLY	RM Young 61302L	POP EXP	NBH
<b>Mixing Height</b>	Continuous, during PAMS season ONLY	Vaisala CL51 Ceilometer	POP EXP	NBH

## 4.5 NATTS NETWORK

The National Air Toxics Trends Station (NATTS) Network was developed to fulfill the need for long-term Hazardous Air Pollutants (HAPs) monitoring data of consistent quality. Among the principal objectives are assessing trends and emission reduction program effectiveness, as well as assessing and verifying air quality models. The current NATTS network configuration includes 27 sites (20 urban, 7 rural) across the United States. There are typically more than 100 pollutants monitored at each NATTS, although only 19 are required. These include VOCs, carbonyls, PM<sub>10</sub> metals, hexavalent chromium, and Polycyclic Aromatic Hydrocarbons (PAHs). Table 4.6 lists the NATTS sites in Hillsborough and Pinellas counties. These counties jointly administer funds for the NATTS program. The two NATTS sites in Florida are in the Tampa Bay area: one in Hillsborough County (Sydney site AQS #12-057-3002) and the other in Pinellas County (Skyview site AQS # 12-103-0026). The NATTS/Air Toxics QAPP was approved in November 2021 and is currently under review by Florida's PQAQO. A revised version is planned to be submitted to EPA for approval in 2024.

**Table 4-6 NATTS Sites in Florida**

AQS #	Site Name	County	Pollutants
12-103-0026	Skyview	Pinellas	VOCs, Carbonyls, PAHs, and Metals
12-057-3002	Sydney (NCore Site)	Hillsborough	VOCs, Carbonyls and Metals

## 4.6 SO<sub>2</sub> MONITORING NETWORK

Florida’s air monitoring network complies with current SO<sub>2</sub> monitoring requirements. Ambient monitoring is required for Core Based Statistical Areas (CBSAs) whose Population Weighted Emission Index (PWEI) is above 5,000. One SO<sub>2</sub> monitor is required for CBSAs when the PWEI is above 5,000 and two monitors are required when the PWEI is above 100,000, with a unit of million persons-tons per year. Additionally, one SO<sub>2</sub> monitor is required at each of the NCore sites. A summary of these requirements is provided in Table 4.7. The PWEI values listed were provided by EPA.

**Table 4-7 SO<sub>2</sub> Monitoring Requirements**

Core Based Statistical Areas (CBSA)	Counties	2023 Census Population	Total CBSA Emissions	PWEI 2017 NEI	SO <sub>2</sub> Monitors Needed	SO <sub>2</sub> Monitors Operating
Miami-Fort Lauderdale <sup>1</sup> -West Palm Beach	Broward, Miami-Dade, Palm Beach	6,275,251	5,378.63	33,167.24	1	2
Tampa <sup>1</sup> -St. Petersburg-Clearwater	Hernando, Hillsborough, Pasco, Pinellas	3,331,228	8,940.77	28,564.24	1	6
Orlando-Kissimmee-Sanford	Lake, Orange, Osceola, Seminole	2,833,764	4,826.09	12,587.14	1	1
Jacksonville	Baker, Clay, Duval, Nassau, St. Johns	1,726,739	9,832.24	15,333.52	1	2
North Port-Sarasota-Bradenton	Manatee, Sarasota	903,789	816.43	683.35	N/A	1
Lakeland-Winter Haven	Polk	797,616	15,598.24	11,305.24	1	1
Pensacola-Ferry Pass-Brent	Escambia, Santa Rosa	536,224	2,476.04	1,244.53	N/A	1
Palatka	Putnam	75,906	5,895.17	439.31	N/A	1
Tallahassee <sup>1</sup>	Gadsden, Jefferson, Leon, Wakulla	397,715	1,123.27	434.96	N/A	1
Homosassa Springs	Citrus	162,240	12,824.17	1,919.23	N/A	1
N/A	Hamilton	13,671	N/A	N/A	N/A	1
<b>Total</b>					<b>5</b>	<b>18</b>

<sup>1</sup> CBSA operates a NCore site

**Table 4-8 Florida's SO<sub>2</sub> Network**

<b>CBSA</b>	<b>AQS #</b>	<b>Site Name</b>	<b>Pollutant</b>	<b>Monitoring Purpose</b>
Miami-Fort Lauderdale- West Palm Beach	12-011-0034	Daniela Banu (NCore Site)	SO <sub>2</sub>	Population
	12-086-0019	Pennsuco	SO <sub>2</sub>	Population
Tampa-St. Petersburg- Clearwater	12-057-0112	Apollo Beach	SO <sub>2</sub>	Source
	12-057-0109	East Bay	SO <sub>2</sub>	Source
	12-057-1035	Davis Island (Coast Guard Station)	SO <sub>2</sub>	Population
	12-057-3002	Sydney (NCore Site)	SO <sub>2</sub>	Population
	12-103-0023	Derby Lane	SO <sub>2</sub>	Population
	12-103-5003	Oakwood	SO <sub>2</sub>	Source
Orlando-Kissimmee- Sanford	12-095-2002	Lake Isle Estates - Winter Park	SO <sub>2</sub>	Regulatory
Jacksonville	12-089-0005	Fernandina Beach Wastewater Treatment Plant	SO <sub>2</sub>	Regulatory
	12-031-0032	Kooker Park	SO <sub>2</sub>	Data Trends
North Port-Sarasota- Bradenton	12-081-0028	Port Manatee DEP	SO <sub>2</sub>	Source
Lakeland-Winter Haven	12-105-6005	Sikes Elementary School	SO <sub>2</sub>	Regulatory
Pensacola-Ferry Pass- Brent	12-033-0004	Ellyson Industrial Park	SO <sub>2</sub>	Population
Palatka	12-107-1008	Palatka Barge Port	SO <sub>2</sub>	Source
Tallahassee	12-129-0001	St. Marks Wildlife Refuge (NCore Site)	SO <sub>2</sub>	Background
Homosassa Springs	12-017-0006	Crystal River Preserve	SO <sub>2</sub>	Source
N/A	12-047-0017	White Springs Plant	SO <sub>2</sub>	Source

## 4.7 NO<sub>2</sub> MONITORING NETWORK

There are two phases for the implementation of NO<sub>2</sub> near-road monitoring:

- Phase I: CBSAs with a population over 1 million are required to have at least one NO<sub>2</sub> near-road monitor, and
- Phase II: CBSAs with a population over 2.5 million or more are required to operate two NO<sub>2</sub> near-road monitors.

Phase I and II NO<sub>2</sub> near-road monitoring also require community-wide monitoring for areas with a population over 1 million and NO<sub>2</sub> monitoring of vulnerable and susceptible populations.

In Florida, the NO<sub>2</sub> near-road monitoring areas are Tampa, Fort Lauderdale, Jacksonville, and Orlando. All Phase I NO<sub>2</sub> near-road sites within these areas have been established. However, the Phase I near-road NO<sub>2</sub> site (I-4 Near Road site AQS # 12-095-0009) in Orange County received a temporary monitoring waiver from EPA Region 4 in July 2017, due to ongoing I-4 construction which resulted in environmental conditions not representative of the ambient air. The I-4 construction was completed in February 2022, and currently Orange County is working with the Florida Department of Transportation (FDOT) to set up the new site near the originally approved location. The expected operational start date for the I-4 Near Road site is July 2024.

The 2018 census estimates indicated that the population for the Orlando-Kissimmee CBSA is above 2.5 million and as a result requires a second NO<sub>2</sub> near-road site. Florida DEP, Orange County, and EPA Region 4 worked collaboratively on the implementation of the site. A Network Plan Addendum for full evaluation of the second site (Presidents Drive site AQS # 12-095-0011) was available for public comment December 29, 2021, through January 28, 2022. EPA Region 4 approved the Presidents Drive site on March 8, 2022. The site is expected to be fully operational by July 2024.

All other Phase II NO<sub>2</sub> near-road sites located in the Tampa-Saint Petersburg-Clearwater (Sawgrass Lake Park site AQS # 12-103-0027) and Miami-Fort Lauderdale-West Palm Beach (Perimeter Road site AQS # 12-086-0035) CBSAs are currently established and operational.

A summary of the NO<sub>2</sub> monitoring requirements is provided in Table 4.9 and the designated community-wide and vulnerable and susceptible monitors for the state are provided in Table 4.10.

**Table 4-9 NO<sub>2</sub> Monitoring Required by 2010 NAAQS**

CBSAs with Population over 1,000,000	2023 Census Population	AADT ≥250,000	Required Near-road Monitors	Required Community-wide Monitor	Vulnerable and Susceptible	Total
Miami-Fort Lauderdale-West Palm Beach	6,275,251	✓	2 <sup>1</sup>	1	1	4
Tampa-St. Petersburg-Clearwater	3,331,228	N/A	2 <sup>1</sup>	1	N/A	3
Orlando-Kissimmee	2,833,764	N/A	2 <sup>1</sup>	1	N/A	3
Jacksonville	1,726,739	N/A	1	1	N/A	2
<b>Total</b>						<b>12</b>

<sup>1</sup> Population greater than 2.5 million requires two near-road sites.

Community-wide NO<sub>2</sub> Monitoring

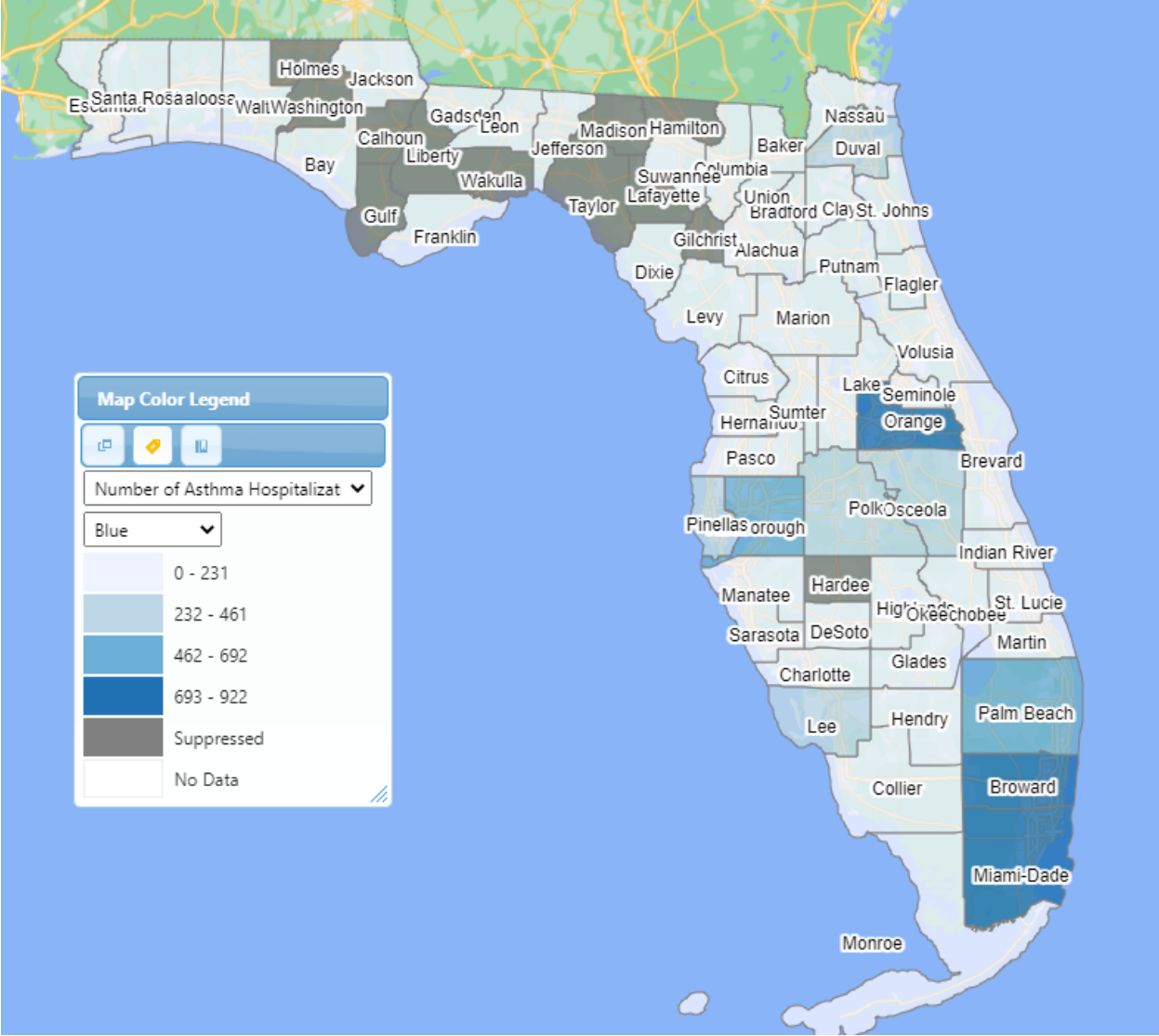
Community-wide NO<sub>2</sub> monitoring sites are required in each CBSA with a population of 1 million or more. In Florida, there are four CBSAs that meet this criterion: Miami-Fort Lauderdale-West Palm Beach, Tampa-St. Petersburg-Clearwater, Orlando-Kissimmee, and Jacksonville. The NO<sub>2</sub> monitors that have been designated as community-wide monitors are listed in Table 4.10 below.

Vulnerable and Susceptible Monitoring

The 2010 NO<sub>2</sub> NAAQS revision included monitoring requirements for vulnerable and susceptible populations. Vulnerable populations are those exposed to higher concentrations of NO<sub>2</sub>, such as individuals living and working near high traffic volume highways, and this exposure will be monitored with the near-road network. Susceptible populations are those affected by lower levels of NO<sub>2</sub> or that experience a larger health impact than the general population to a given level of exposure. Per EPA’s Integrated Science Assessment for Oxides of Nitrogen-Health Criteria, factors that can confer susceptibility include pre-existing diseases (e.g., asthma).

Florida participates in the National Environmental Public Health Tracking Network supported by the U.S. Centers for Disease Control. This program examines health and environmental data to help federal, state, and local agencies plan, apply and develop environmental public health actions. Higher rate of asthma hospitalizations has been used as an indicator of vulnerable and susceptible communities in Florida. Miami-Dade County’s NO<sub>2</sub> site, located at the University of Miami, Rosenstiel site (AQS # 12-086-0027), has been designated as a vulnerable and susceptible monitoring site for NO<sub>2</sub>. Figure 4.1 provides the most recent year of Florida’s rate of asthma hospitalization by county for which data are available. The 2021 data is the most recent data available as of the writing of this document. A link to the full list of the NO<sub>2</sub> monitors identified by the Regional Administrators can be found on EPA’s website at <https://www.epa.gov/amtic/no2-monitoring-near-road-monitoring>.

**Figure 4.1 2021 Florida Hospitalizations for Asthma**





**Table 4-10 Florida’s NO<sub>2</sub> Near-road Network and Monitor Designations**

<b>CBSAs with Population over 500,000</b>	<b>AQS #</b>	<b>Site Name</b>	<b>Designation</b>
Miami-Fort Lauderdale-Pompano Beach	12-011-0035	Fort Lauderdale Near-road	NO <sub>2</sub> Near-road
	12-011-8002	Dr. Von Mizell-Eula Johnson State Park	NO <sub>2</sub> Community-wide Monitor
	12-086-0027	Rosenstiel (University of Miami)	NO <sub>2</sub> Vulnerable and Susceptible monitor
	12-086-0035	Perimeter Road Near-road	NO <sub>2</sub> Near-road
	12-086-0019	Pennsuco	NO <sub>2</sub> Network
Tampa-St. Petersburg-Clearwater	12-057-0113	Munro Street Near-road	NO <sub>2</sub> Near-road
	12-103-0018	Azalea Park	NO <sub>2</sub> Community-wide Monitor
	12-103-0027	Sawgrass Lake Park Near-road	NO <sub>2</sub> Near-road
Orlando-Kissimmee	12-095-0009	I-4 Near-road <sup>1</sup>	NO <sub>2</sub> Near-road
	12-095-0011	Presidents Drive	NO <sub>2</sub> Near-road
	12-095-2002	Lake Isle Estates – Winter Park	NO <sub>2</sub> Community-wide Monitor
Jacksonville	12-031-0032	Kooker Park	NO <sub>2</sub> Community-wide Monitor
	12-031-0108	Pepsi Place Near-road	NO <sub>2</sub> Near-road

<sup>1</sup> Orlando-Kissimmee I-4 near-road site was approved for temporary discontinuation due to highway construction. Expected to be operational in 2024.

## 4.8 CO MONITORING NETWORK

Florida’s carbon monoxide (CO) network covers large urban areas to smaller rural areas, totaling 10 monitoring sites. This network enables the state of Florida to monitor the consistent decrease in CO emissions within the state and to identify the parts of the state with peak CO concentrations. Table 4.11 lists all CO monitoring stations within the state and any exceedances for calendar years 2021 to 2023.

**Table 4-11 Florida’s CO Network**

AQS #	Site Name	Pollutant	Exceedances for 2021-2023	Comments
12-011-0034	Daniela Banu (NCore Site)	CO	0	
12-011-0035	Fort Lauderdale Near Road	CO	0	Supports Near-road NO <sub>2</sub> Monitoring
12-031-0108	Pepsi Place	CO	0	Supports Near-road NO <sub>2</sub> Monitoring
12-057-0113	Munro Street	CO	0	Supports Near-road NO <sub>2</sub> Monitoring
12-057-3002	Sydney (NCore Site)	CO	0	
12-086-0035	Perimeter Road	CO	0	
12-095-0011	Presidents Drive	CO	NA	SU Expected July 2024
12-095-2002	Lake Isle Estates - Winter Park	CO	0	
12-103-0027	Sawgrass Lake Park	CO	0	Supports Near-road NO <sub>2</sub> Monitoring
12-129-0001	St. Marks Wildlife Refuge (NCore Site)	CO	0	

## 4.9 PM<sub>10</sub> MONITORING NETWORK

### *The Federal Equivalent Method Network*

Florida's PQAQO currently operates 24 federal equivalent method (FEM) monitors. This network is sufficient to protect the health and welfare of Florida's residents and environment. It also provides information on how PM<sub>10</sub> particles are transported to and within the state, to identify the parts of the state with the highest concentrations, and to determine where PM<sub>10</sub> concentrations do and do not exceed the NAAQS. There is an approved siting criteria waiver for the source-oriented Woodlawn site in Pinellas County (AQS # 12-103-0012), which was reevaluated in Florida's 2020 5-year Network Assessment. All of Florida's PM<sub>10</sub> monitoring sites meet the NAAQS for calendar years 2021 to 2023, as detailed in Table 4.12.

**Table 4-12 Florida's PM<sub>10</sub> Network**

AQS #	Site Name	County	Method: FRM/FEM	Operating Schedule	Exceedances for 2021- 2023	Comments
12-009-0007	Melbourne	Brevard	FEM	Continuous	0	
12-011-0034	Daniela Banu (NCore Site)	Broward	FEM	Continuous	0	
12-011-5005	Coconut Creek	Broward	FEM	Continuous	0	
12-031-0032	Kooker Park	Duval	FEM	Continuous	0	
12-031-0098	Mandarin Rd Site	Duval	FEM	Continuous	0	
12-033-0004	Ellyson Industrial Park	Escambia	FEM	Continuous	0	Opened 02/2021
12-057-0083	Gardinier Park	Hillsborough	FEM	Continuous	0	
12-057-1035	Davis Island (Coast Guard Station)	Hillsborough	FEM	Continuous	0	
12-057-3002	Sydney NCORE	Hillsborough	FEM	Continuous	0	Start Up 03/2024
12-071-0005	Winkler Pump Station	Collier	FEM	Continuous	0	
12-085-0007	Stuart	Martin	FEM	Continuous	0	Opened 12/2022
12-086-1016	Miami Fire Station	Miami-Dade	FEM	Continuous	0	
12-086-6002	Wittkop Park	Miami-Dade	FEM	Continuous	0	Opened 08/2023
12-091-0003	Fort Walton Beach Stillwell Park	Okaloosa	FEM	Continuous	0	Opened 5/2023
12-095-2002	Lake Isle Estates - Winter Park	Orange	FEM	Continuous	0	
12-099-2005	Delray Beach	Palm Beach	FEM	Continuous	0	
12-103-0012	Woodlawn	Pinellas	FEM	Continuous	0	
12-103-0018	Azalea Park	Pinellas	FEM	Continuous	0	

<b>AQS #</b>	<b>Site Name</b>	<b>County</b>	<b>Method: FRM/FEM</b>	<b>Operating Schedule</b>	<b>Exceedances for 2021- 2023</b>	<b>Comments</b>
12-103-3004	County Motorpool	Pinellas	FEM	Continuous	0	
12-105-6006	Baptist Children's Home	Polk	FEM	Continuous	0	
12-107-1008	Palatka Barge Port	Putnam	FEM	Continuous	0	
12-115-1006	Paw Park	Sarasota	FEM	Continuous	0	
12-117-1002	Seminole Community College	Seminole	FEM	Continuous	0	
12-127-5002	Daytona - Blind Services	Volusia	FEM	Continuous	0	

## 4.10 LEAD MONITORING NETWORK

Florida's PQAQO currently operates 3 lead (Pb) source monitors. This network is sufficient to protect the health and welfare of Florida's residents and environment. It also provides information on how Pb particles are transported to and within the state due to known sources and to determine where Pb source concentrations do and do not exceed the NAAQS. All of Florida's Pb monitoring sites and their 2021 to 2023 design values are detailed in Table 4.13 below.

**Table 4-13 Florida's Lead Source Monitoring Network**

<b>AQS #</b>	<b>Site Name</b>	<b>2021-2023 Design Values</b>
12-057-0100	Kenly	0.01
12-057-1066	Gulf Coast Lead	0.12
12-057-1073	Patent Scaffolding	0.04

## 5. Monitoring Waivers

### A. SITING CRITERIA

Per 40 CFR 58, Appendix E, Section 10: Waiver Provisions, EPA will consider a written request from the State agency to waive one or more siting criteria for some monitoring sites if the State can adequately demonstrate the need (purpose) for monitoring at that location. For existing sites, a waiver may be granted if either of the criteria in sections 10.1.1 and 10.1.2 is met:

- The site can be demonstrated to be as representative of the monitoring area as it would be if the siting criteria were being met.
- The monitor or probe cannot reasonably be located to meet the siting criteria because of physical constraints (e.g., inability to locate the required type of site the necessary distance from roadways or obstructions).

In this section, Florida DEP demonstrated that the siting waivers below meet the criteria of 10.1.1 or 10.1.2 for approval from the EPA's Regional Administrator.

#### *Miami-Dade County – Rosenstiel (University of Miami) Site (AQS # 12-086-0027)*

Florida DEP requested a waiver from the probe height siting requirements in the 2021 network plan, per the criteria stated in section 10.1.2, for the NO<sub>2</sub> and O<sub>3</sub> sampler in Miami-Dade County at the Rosenstiel site, AQS # 12-086-0027. The EPA approved the waiver on October 27, 2021, and requires that the waiver request be renewed with the Network Plan submitted with the next five-year Network Assessment, due by July 1, 2025.

#### *Pinellas County – Woodlawn Site (AQS # 12-103-0012)*

Florida DEP requested to continue the siting waiver at the Woodlawn site (AQS # 12-103-0012) for the PM<sub>10</sub> sampler in Pinellas County in the 2021 network plan. The EPA approved the renewal of the waiver on October 27, 2021, and requires that the waiver request be renewed with the Network Plan submitted with the next five-year Network Assessment, due by July 1, 2025. The site has been in operation since 1992 and Pinellas County would prefer to continue operation of the site to meet local interests. Data collected pre- and post-discovery of siting issues correlate well and show negligible variability for the PM<sub>10</sub> concentrations.

## 6. Glossary of Air Monitoring Terms

Acronym	Definition
<b>AADT</b>	Annual Average Daily Traffic
<b>AAMNAG</b>	Ambient Air Monitoring Network Assessment Guidance
<b>AQI</b>	Air Quality Index – EPA’s standardized method of reporting air quality information and forecast to the public.
<b>AQS</b>	Air Quality System – EPA’s repository of ambient air quality data.
<b>BAM</b>	Beta Attenuation Mass Monitor – a type of continuous PM <sub>2.5</sub> monitor.
<b>CBSA</b>	Core Based Statistical Area – a collective term for both metropolitan (metro) and micropolitan (micro) statistical areas.
<b>CFR</b>	Code of Federal Regulations
<b>CEJST</b>	Climate and Economic Justice Screening Tool – A geospatial mapping tool developed by the Council on Environmental Quality to identify disadvantaged communities that face burdens. Uses datasets that are indicators of burdens.
<b>CEQ</b>	Council on Environmental Quality-A council within the Executive Office of the President that coordinates the federal government’s efforts to improve, preserve, and protect America’s public health and environment.
<b>CO</b>	Carbon monoxide – an odorless, colorless gaseous; one of the "Six Common Air Pollutants," also known as "Criteria Pollutants," regulated by EPA.
<b>EJ</b>	Environmental Justice is the just treatment and meaningful involvement of all people, regardless of income, race, color, national origin, Tribal affiliation, or disability, in agency decision-making and other Federal activities that affect human health and the environment.
<b>EJScreen</b>	EPA’s environmental justice mapping and screening tool that provides a nationally consistent dataset and approach for combining environmental and demographic socioeconomic indicators.
<b>FE-AADT</b>	Fleet Equivalent Annual Average Daily Traffic – a value calculated according to the NO <sub>2</sub> near-road technical assistance document, which weighs heavy-duty traffic 10 times more than other vehicles.
<b>FEM</b>	Federal Equivalence Method – method approved for comparison to NAAQS.
<b>FRM</b>	Federal Reference Method – method approved for comparison to NAAQS.
<b>IMPROVE</b>	Interagency Monitoring of Protected Visual Environments
<b>MSA</b>	Metropolitan Statistical Area – a "geographic entity defined by the U.S. Office of Management and Budget (OMB) for use by federal statistical agencies in collecting, tabulating, and publishing Federal statistics." A MSA consists of a core urban area of at least 50,000 people.
<b>NAAQS</b>	National Ambient Air Quality Standards – maximum threshold concentrations above which adverse health effects may occur. EPA established NAAQS for Criteria Pollutants based on the 1970 Clean Air Act.
<b>NATTS</b>	National Air Toxics Trends Stations
<b>NCore</b>	National Core multi-pollutant monitoring stations – a collection of monitors that integrates several advanced measurement systems for particles, pollutant gases and meteorology.
<b>NEI</b>	National Emissions Inventory
<b>NO</b>	Nitrogen oxide
<b>NO<sub>2</sub></b>	Nitrogen dioxide – a by-product of incomplete combustion that is intimately involved in photochemistry and ozone formation, as well as acid rain formation.
<b>NO<sub>x</sub></b>	A measure of total oxides of nitrogen, consisting primarily of nitrogen dioxide (NO <sub>2</sub> ) and nitric oxide (NO).
<b>NO<sub>y</sub></b>	Total reactive nitrogen – a collective name for oxidized forms of nitrogen in the atmosphere, such as nitric oxide (NO), nitrogen dioxide (NO <sub>2</sub> ), nitric acid (HNO <sub>3</sub> ) and organic nitrates.
<b>O<sub>3</sub></b>	Ozone – a gaseous pollutant and a component of smog at ground level; one of the "Six Common Air Pollutants," also known as "Criteria Pollutants," regulated by EPA.

<b>Acronym</b>	<b>Definition</b>
<b>PAMS</b>	Photochemical Assessment Monitoring Station
<b>PM</b>	Particulate Matter – also known as particle pollution.
<b>PM<sub>2.5</sub></b>	Particulate Matter 2.5 micrometers in diameter and smaller.
<b>PM<sub>10</sub></b>	Particulate Matter 10 micrometers in diameter and smaller.
<b>PM<sub>10-2.5</sub></b>	Particle size between 10 and 2.5.
<b>PQAO</b>	Primary Quality Assurance Organization
<b>PWEI</b>	Population Weighed Emissions Index
<b>PSD</b>	Prevention of Significant Deterioration
<b>SIP</b>	State Implementation Plan
<b>SLAMS</b>	State and Local Air Monitor Stations
<b>SO<sub>2</sub></b>	Sulfur dioxide
<b>SPM</b>	Special Purpose Monitors
<b>STN</b>	Speciation Trends Network
<b>SU/SD</b>	Set-up/ Shutdown



## **7. Appendices**

### **Appendix A: Additional Network Information**

This appendix provides additional information to facilitate a full evaluation of any new site selections and relocations within Florida's air monitoring network.

### **Appendix B: Annual Site Review Summary**

Each site is evaluated annually by Florida DEP audit staff to determine if the siting requirements in 40 CFR Part 58 are met. Issues that are identified are resolved as quickly as practicable. Appendix B contains the Annual Site Review Summary for Florida's air monitoring network from 2023-2024.

### **Appendix C: Ambient Air Monitoring Network Description**

Florida's air monitoring network, including changes expected through June 30, 2025, is described in Appendix C. It is organized by Metropolitan Statistical Area from largest to smallest.

### **Appendix D: Ambient Air Monitoring Inventory**

EPA requires an evaluation of the agency's ambient monitors and auxiliary support equipment. The condition of inventory should be categorized as "Good," "Fair" or "Poor," and indicate equipment not in everyday use (e.g., spare or back-up). The ambient monitoring equipment inventories for Florida's monitoring agencies are provided in Appendix D.

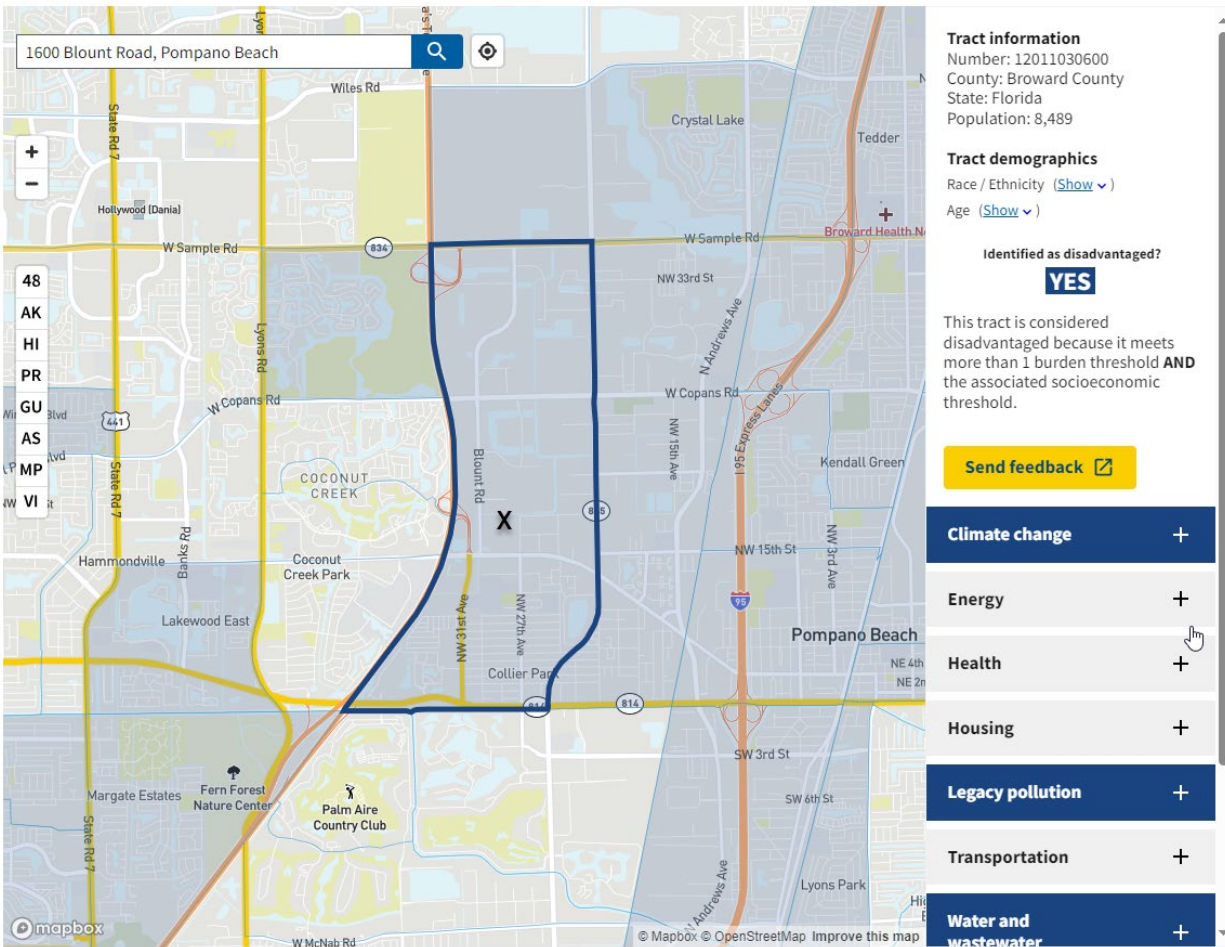
## APPENDIX A: ADDITIONAL NETWORK INFORMATION

This appendix provides additional information to facilitate an evaluation of the proposed Environmental Justice (EJ) sites for Broward, Pinellas, and Miami-Dade Counties. Figures 7.1, 7.11, and 7.19 are maps taken from the Climate and Economic Justice Screening Tool (CEJST) that depicts all three site locations located within the demographic boundaries of a disadvantaged community. Figures 7.2, 7.12, and 7.20 are maps taken from the EJScreen mapping tool that depicts the site locations in relation to areas that rank high on the Supplemental Demographic Index. The remaining figures are photographs, aerial views, and wind roses for each of the site locations. The EJScreen Community Reports for each location are provided in Section A.2.

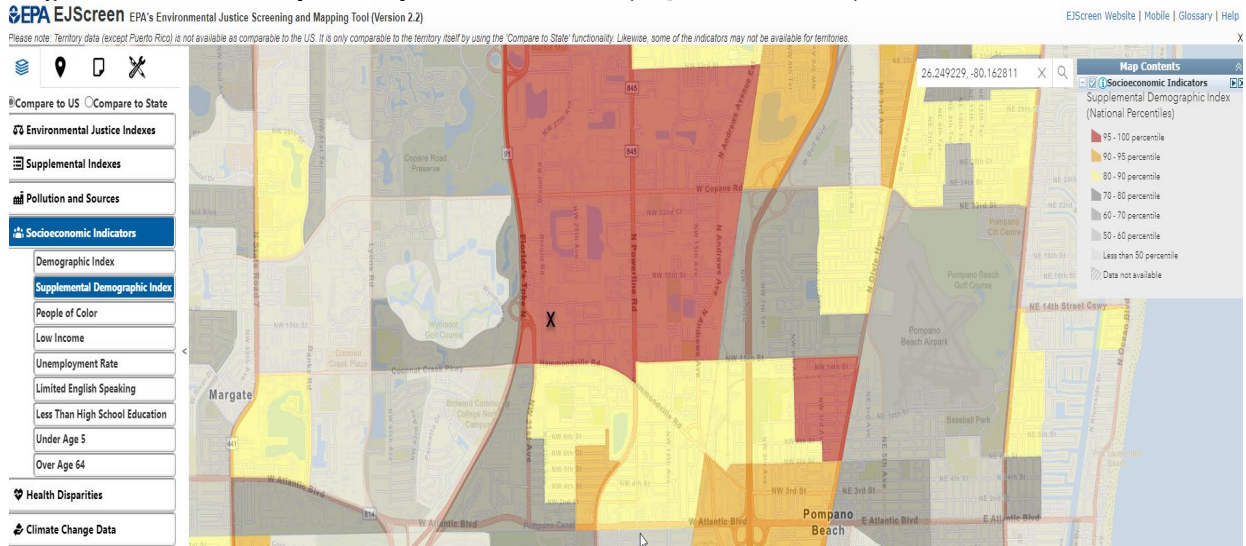
### A.1 Site Start-ups

- Broward County Pompano Beach EJ Site (AQS # 12-011-0037)

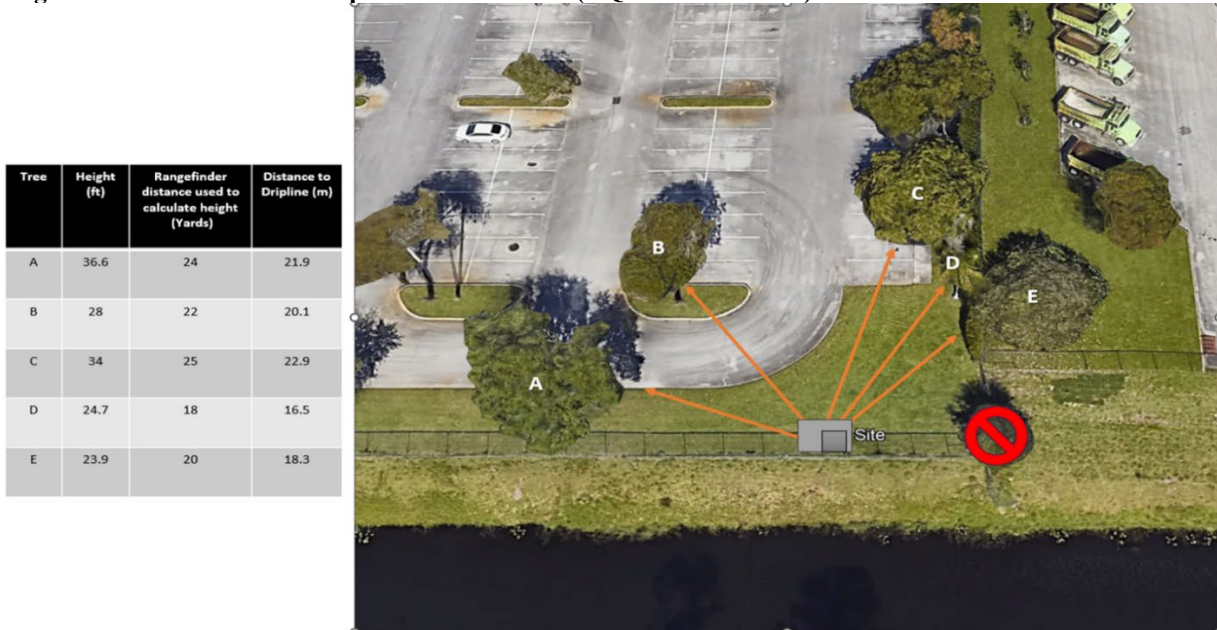
Figure 7.1 CEJST Map of Pompano Beach EJ Site (AQS # 12-011-0037)



**Figure 7.2 EJScreen Map of Pompano Beach EJ Site (AQS # 12-011-0037)**




**Figure 7.3 Aerial view of Pompano Beach EJ Site (AQS # 12-011-0037)**



**Figure 7.4 South from Pompano Beach EJ Site (AQS # 12-011-0037)**



**Figure 7.5 South from Pompano Beach EJ Site (AQS # 12-011-0037) closeup of tree and pond**



**Figure 7.6 East from Pompano Beach EJ Site (AQS # 12-011-0037)**



**Figure 7.7 East from Pompano Beach EJ Site (AQS # 12-011-0037) closeup of tree**



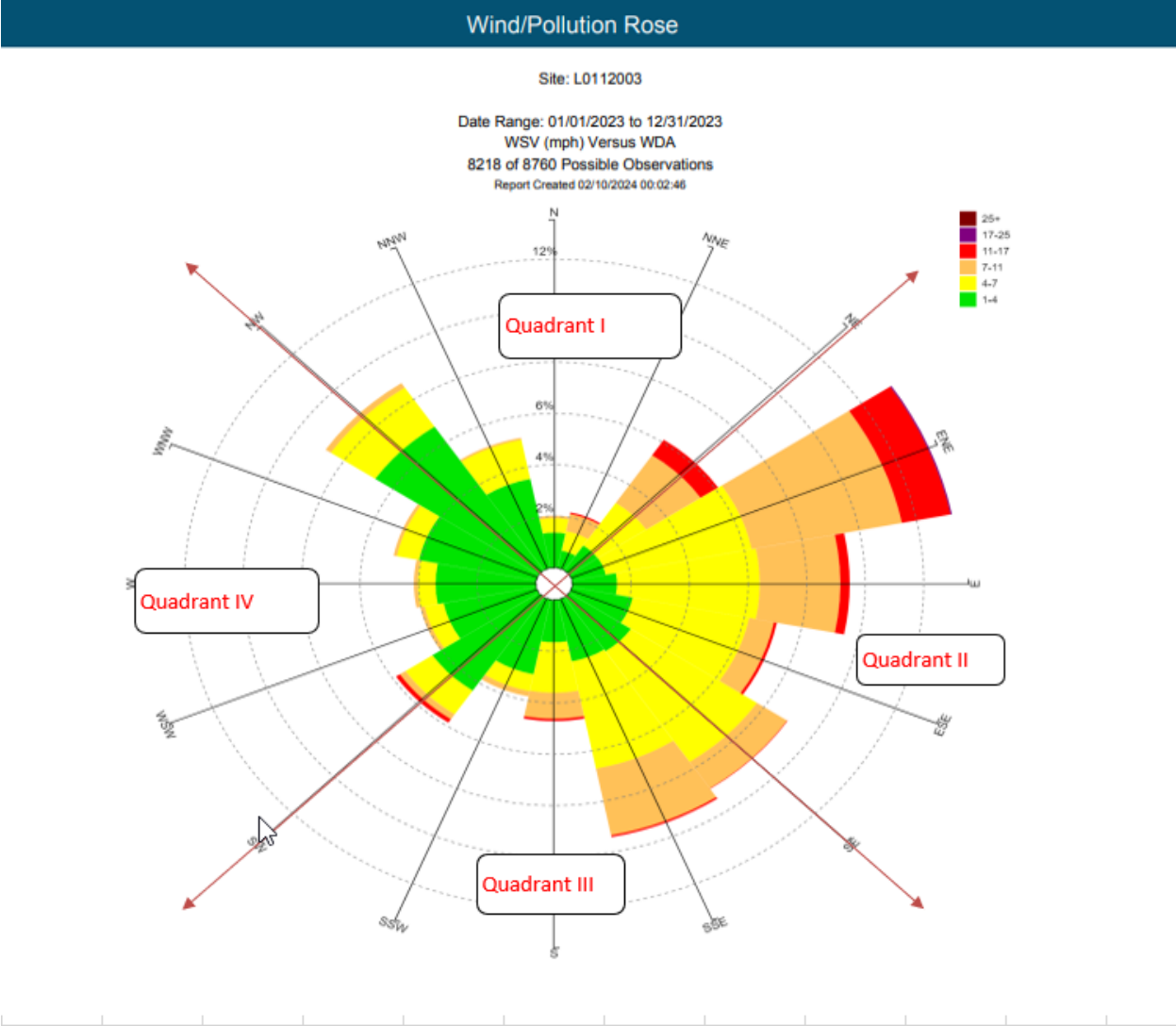
**Figure 7.8 West from Pompano Beach EJ Site (AQS # 12-011-0037)**



**Figure 7.9 North from Pompano Beach EJ Site (AQS # 12-011-0037)**

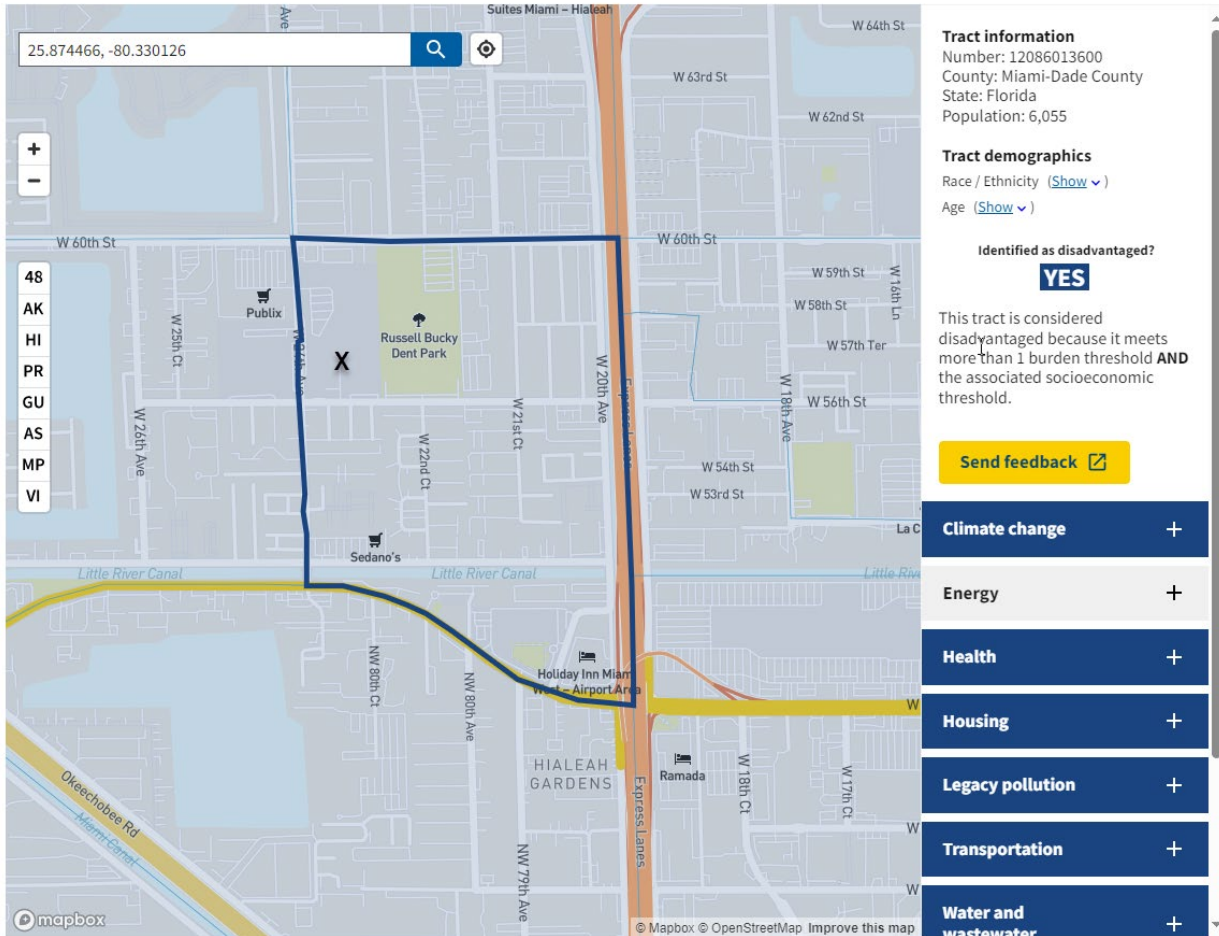


**Figure 7.10 Wind Rose for Pompano Beach EJ Site (AQS # 12-011-0037) Data from Pompano Highlands Fire House (AQS # 12-011-2003)**



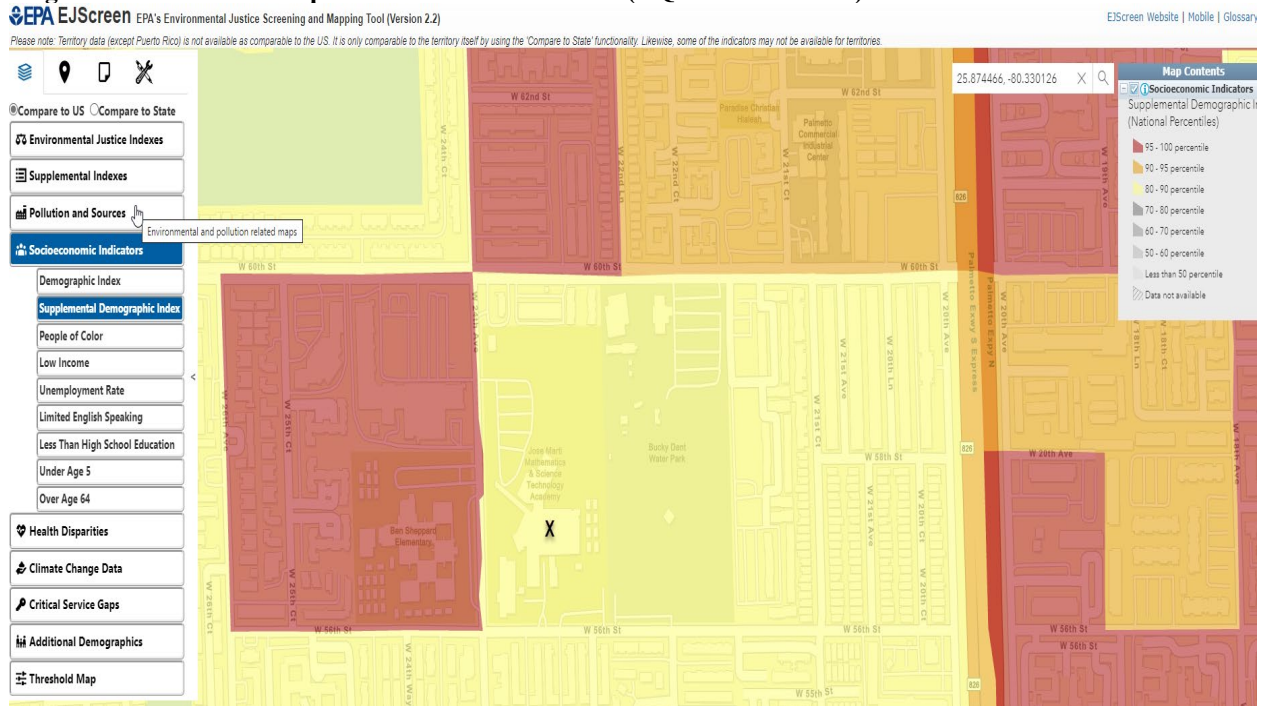
➤ Miami-Dade County Jose Marti MAST EJ Site (AQS # 12-086-0036)

**Figure 7.11 CEJST Map of Jose Marti MAST EJ site location (AQS # 12-086-0036)**





**Figure 7.12 EJScreen Map Jose Marti MAST EJ site (AQS # 12-086-0036)**



**Figure 7.13 Aerial view of Jose Marti MAST EJ site (AQS # 12-086-0036)**



**Figure 7.14 West from Jose Marti MAST EJ site (AQS # 12-086-0036)**



**Figure 7.15 East from Jose Marti MAST EJ site (AQS # 12-086-0036)**



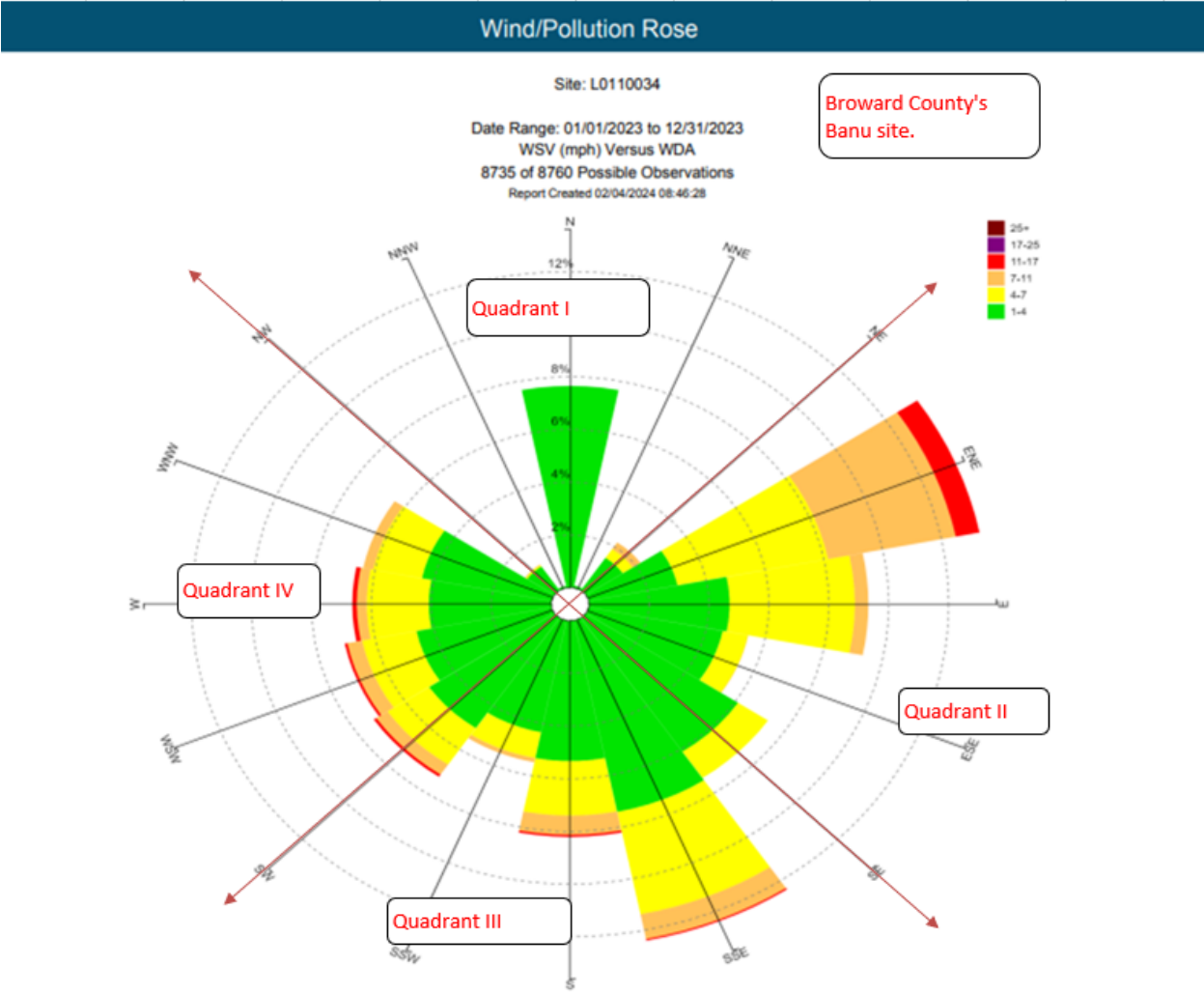
**Figure 7.16 North from Jose Marti MAST EJ site (AQS # 12-086-0036)**



**Figure 7.17 South from Jose Marti MAST EJ site (AQS # 12-086-0036)**

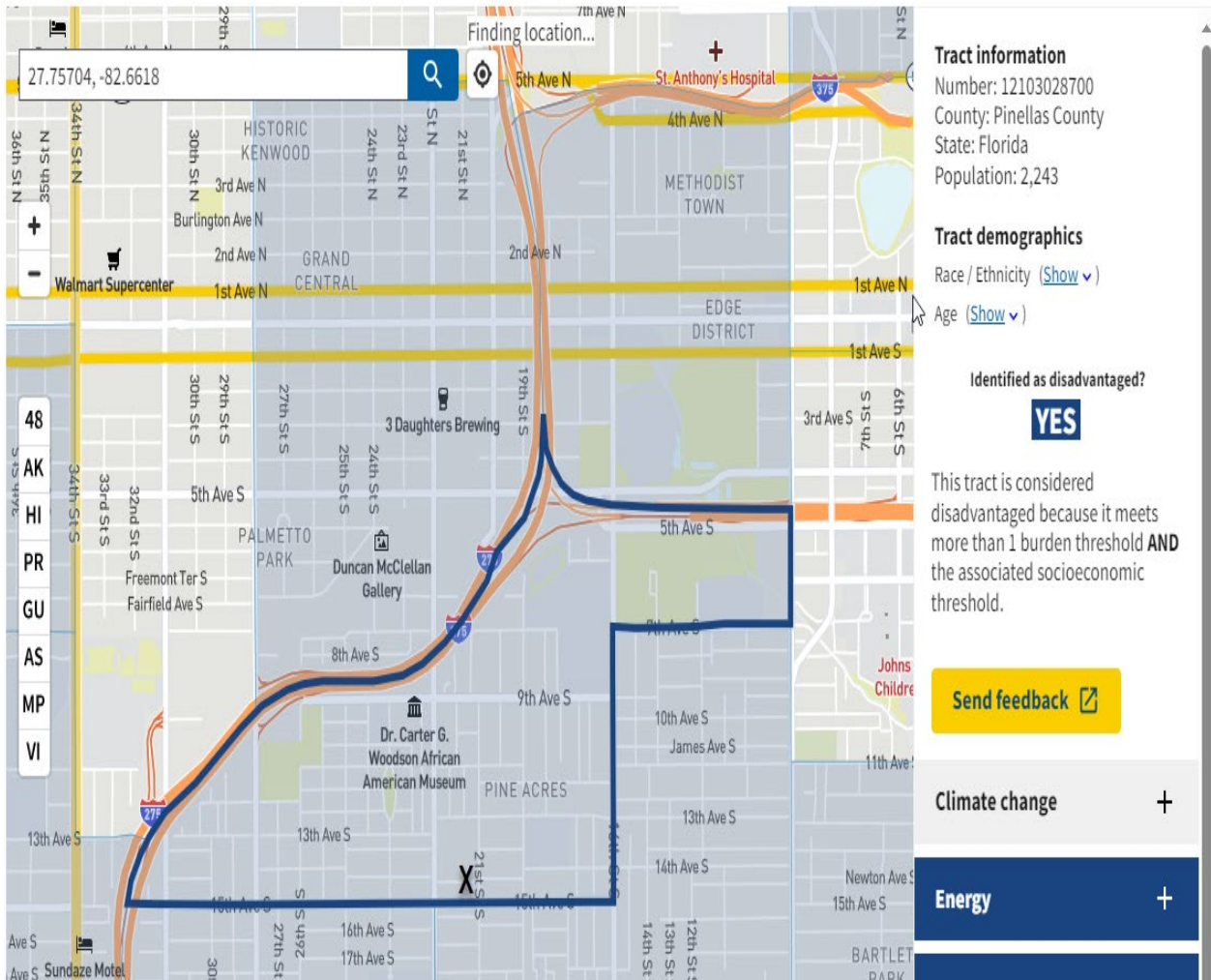


Figure 7.18 Wind Rose for Jose Marti MAST EJ site (AQS # 12-086-0036). Data from Daniela Banu NCore site (AQS # 12-011-0034)

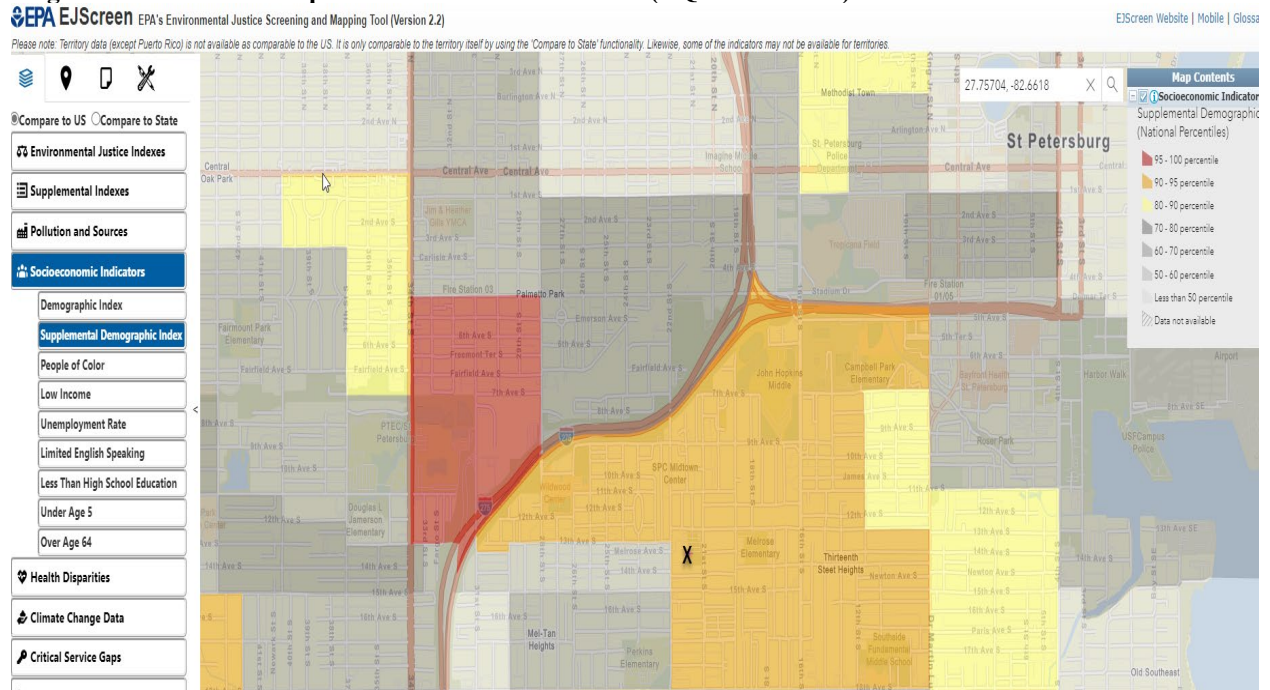


➤ Pinellas County St. Pete Midtown EJ Site (AQS # 103-0028)

Figure 7.19 CEJST map of St. Pete Midtown EJ Site (AQS # 103-0028)



**Figure 7.20 EJScreen map of St. Pete Midtown EJ Site (AQS # 103-0028)**



**Figure 7.21 Aerial view of St. Pete Midtown EJ site (AQS # 103-0028)**



**Figure 7.22 South from St. Pete Midtown EJ site (AQS # 103-0028)**



**Figure 7.23 East from St. Pete Midtown EJ site (AQS # 103-0028)**



**Figure 7.24 North from St. Pete Midtown EJ site (AQS # 103-0028)**



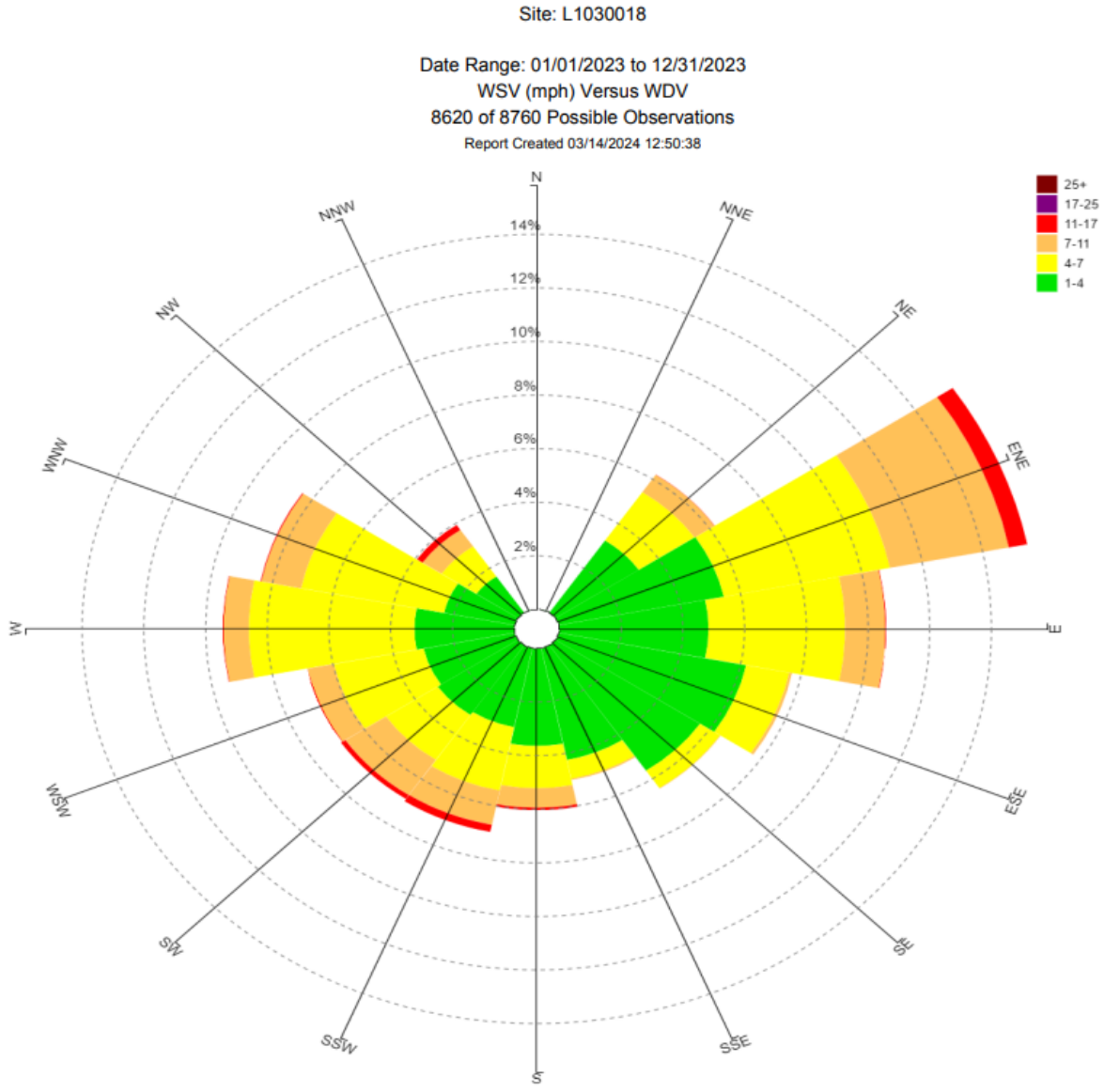
**Figure 7.25 West from St. Pete Midtown EJ site (AQS # 103-0028)**





Figure 7.26 Wind Rose for St. Pete Midtown EJ site (AQS # 103-0028) Data from Azalea Park (AQS # 12-103-0018)

Wind/Pollution Rose



## A.2 EJScreen Community Reports

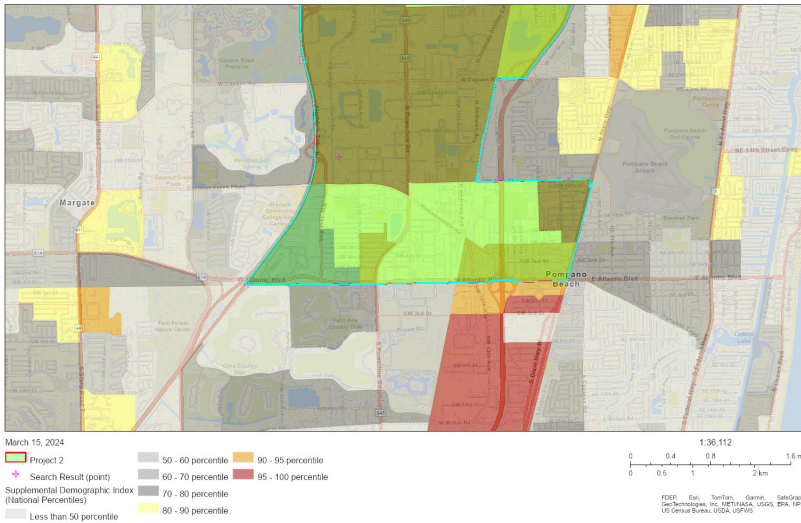
# EJScreen Community Report

This report provides environmental and socioeconomic information for user-defined areas, and combines that data into environmental justice and supplemental indexes.

## Pompano Beach, FL

Tract: 12011030601, 12011030500, 12011030602, 12011030402, 12011030301  
 Population: 23,162  
 Area in square miles: 7.25

A3 Landscape



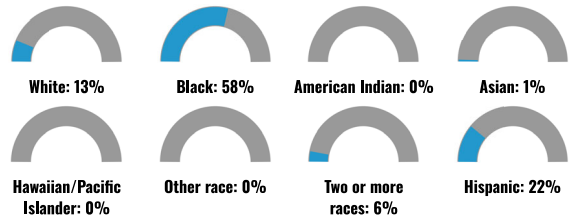
### COMMUNITY INFORMATION



### LANGUAGES SPOKEN AT HOME

LANGUAGE	PERCENT
English	61%
Spanish	19%
French, Haitian, or Cajun	13%
Russian, Polish, or Other Slavic	1%
Other Indo-European	5%
Other and Unspecified	1%
Total Non-English	39%

### BREAKDOWN BY RACE



### BREAKDOWN BY AGE



### LIMITED ENGLISH SPEAKING BREAKDOWN



Notes: Numbers may not sum to totals due to rounding. Hispanic population can be of any race. Source: U.S. Census Bureau, American Community Survey (ACS) 2017-2021. Life expectancy data comes from the Centers for Disease Control.

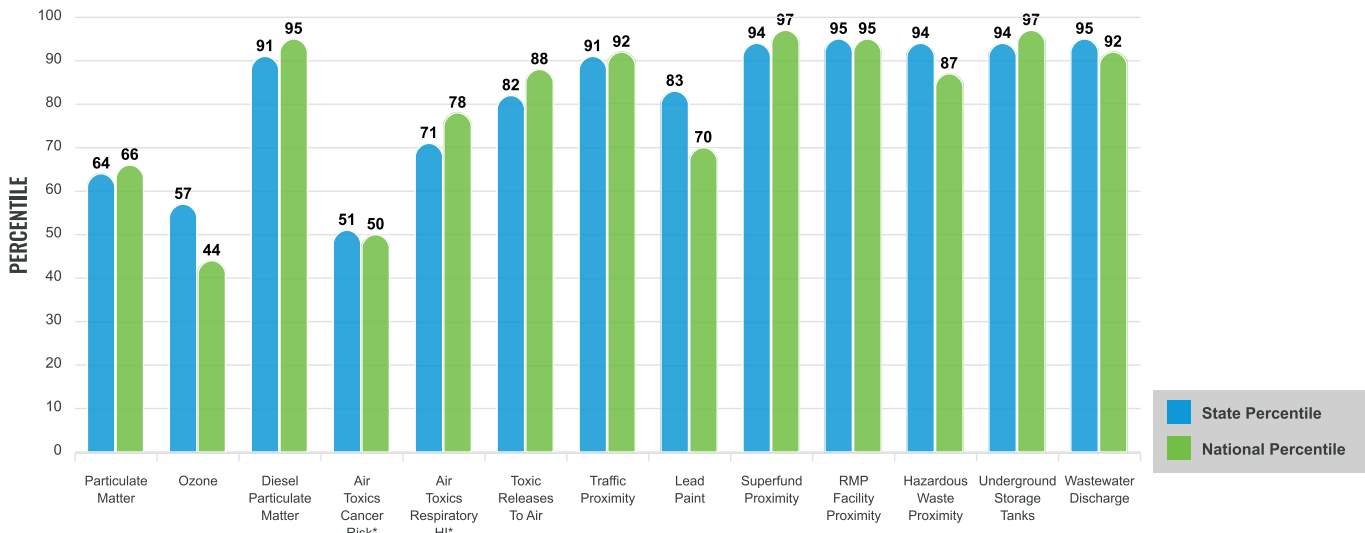
# Environmental Justice & Supplemental Indexes

The environmental justice and supplemental indexes are a combination of environmental and socioeconomic information. There are thirteen EJ indexes and supplemental indexes in EJScreen reflecting the 13 environmental indicators. The indexes for a selected area are compared to those for all other locations in the state or nation. For more information and calculation details on the EJ and supplemental indexes, please visit the [EJScreen website](#).

## EJ INDEXES

The EJ indexes help users screen for potential EJ concerns. To do this, the EJ index combines data on low income and people of color populations with a single environmental indicator.

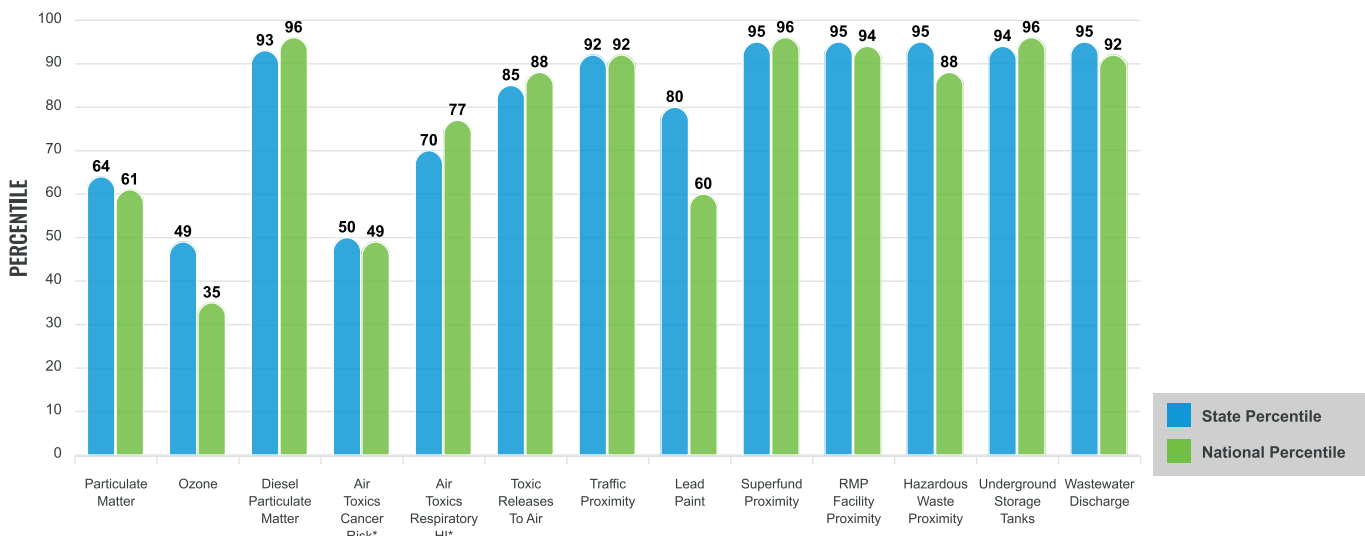
### EJ INDEXES FOR THE SELECTED LOCATION



## SUPPLEMENTAL INDEXES

The supplemental indexes offer a different perspective on community-level vulnerability. They combine data on percent low-income, percent linguistically isolated, percent less than high school education, percent unemployed, and low life expectancy with a single environmental indicator.

### SUPPLEMENTAL INDEXES FOR THE SELECTED LOCATION



These percentiles provide perspective on how the selected block group or buffer area compares to the entire state or nation.

Report for Tract: 12011030601,12011030500,12011030602,12011030402,12011030301

# EJScreen Environmental and Socioeconomic Indicators Data

SELECTED VARIABLES	VALUE	STATE AVERAGE	PERCENTILE IN STATE	USA AVERAGE	PERCENTILE IN USA
<b>POLLUTION AND SOURCES</b>					
Particulate Matter ( $\mu\text{g}/\text{m}^3$ )	7.28	7.52	30	8.08	27
Ozone (ppb)	56.2	59.4	21	61.6	13
Diesel Particulate Matter ( $\mu\text{g}/\text{m}^3$ )	0.422	0.293	81	0.261	85
Air Toxics Cancer Risk* (lifetime risk per million)	20	25	1	25	5
Air Toxics Respiratory HI*	0.3	0.32	11	0.31	31
Toxic Releases to Air	790	1,900	54	4,600	55
Traffic Proximity (daily traffic count/distance to road)	390	160	91	210	87
Lead Paint (% Pre-1960 Housing)	0.087	0.14	62	0.3	33
Superfund Proximity (site count/km distance)	0.22	0.13	86	0.13	87
RMP Facility Proximity (facility count/km distance)	0.75	0.31	90	0.43	83
Hazardous Waste Proximity (facility count/km distance)	1	0.52	86	1.9	61
Underground Storage Tanks (count/km <sup>2</sup> )	19	7	88	3.9	95
Wastewater Discharge (toxicity-weighted concentration/m distance)	0.13	0.52	84	22	83
<b>SOCIOECONOMIC INDICATORS</b>					
Demographic Index	74%	39%	92	35%	92
Supplemental Demographic Index	27%	15%	92	14%	92
People of Color	87%	45%	85	39%	87
Low Income	55%	33%	84	31%	84
Unemployment Rate	10%	5%	83	6%	81
Limited English Speaking Households	15%	7%	84	5%	90
Less Than High School Education	27%	11%	90	12%	89
Under Age 5	9%	5%	84	6%	81
Over Age 64	7%	23%	11	17%	14
Low Life Expectancy	22%	19%	75	20%	74

\*Diesel particulate matter, air toxics cancer risk, and air toxics respiratory hazard index are from the EPA's Air Toxics Data Update, which is the Agency's ongoing, comprehensive evaluation of air toxics in the United States. This effort aims to prioritize air toxics, emission sources, and locations of interest for further study. It is important to remember that the air toxics data presented here provide broad estimates of health risks over geographic areas of the country, not definitive risks to specific individuals or locations. Cancer risks and hazard indices from the Air Toxics Data Update are reported to one significant figure and any additional significant figures here are due to rounding. More information on the Air Toxics Data Update can be found at: <https://www.epa.gov/haps/air-toxics-data-update>.

## Sites reporting to EPA within defined area:

Superfund .....	0
Hazardous Waste, Treatment, Storage, and Disposal Facilities .....	1
Water Dischargers .....	180
Air Pollution .....	35
Brownfields .....	2
Toxic Release Inventory .....	17

## Other community features within defined area:

Schools .....	8
Hospitals .....	0
Places of Worship .....	14

## Other environmental data:

Air Non-attainment .....	No
Impaired Waters .....	Yes

Selected location contains American Indian Reservation Lands* .....	No
Selected location contains a "Justice40 (CEJST)" disadvantaged community .....	Yes
Selected location contains an EPA IRA disadvantaged community .....	Yes

Report for Tract: 12011030601,12011030500,12011030602,12011030402,12011030301

## EJScreen Environmental and Socioeconomic Indicators Data

HEALTH INDICATORS					
INDICATOR	VALUE	STATE AVERAGE	STATE PERCENTILE	US AVERAGE	US PERCENTILE
Low Life Expectancy	22%	19%	75	20%	74
Heart Disease	5.7	7.2	30	6.1	44
Asthma	10.6	8.7	91	10	69
Cancer	3.8	6.9	5	6.1	8
Persons with Disabilities	12.5%	13.9%	46	13.4%	50

CLIMATE INDICATORS					
INDICATOR	VALUE	STATE AVERAGE	STATE PERCENTILE	US AVERAGE	US PERCENTILE
Flood Risk	31%	26%	73	12%	91
Wildfire Risk	0%	32%	0	14%	0

CRITICAL SERVICE GAPS					
INDICATOR	VALUE	STATE AVERAGE	STATE PERCENTILE	US AVERAGE	US PERCENTILE
Broadband Internet	15%	13%	64	14%	62
Lack of Health Insurance	29%	13%	96	9%	97
Housing Burden	Yes	N/A	N/A	N/A	N/A
Transportation Access	Yes	N/A	N/A	N/A	N/A
Food Desert	Yes	N/A	N/A	N/A	N/A

Report for Tract: 12011030601,12011030500,12011030602,12011030402,12011030301

# EJScreen Community Report

This report provides environmental and socioeconomic information for user-defined areas, and combines that data into environmental justice and supplemental indexes.

## Hialeah, FL

Tract:

12086013802, 12086013500, 12086013600, 12086009315, 12086009322

Population: 23,338

Area in square miles: 0.89

A3 Landscape



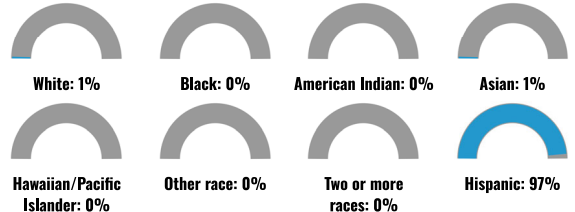
### COMMUNITY INFORMATION



### LANGUAGES SPOKEN AT HOME

LANGUAGE	PERCENT
English	6%
Spanish	93%
Other Indo-European	1%
Total Non-English	94%

### BREAKDOWN BY RACE



### BREAKDOWN BY AGE



### LIMITED ENGLISH SPEAKING BREAKDOWN



Notes: Numbers may not sum to totals due to rounding. Hispanic population can be of any race. Source: U.S. Census Bureau, American Community Survey (ACS) 2017-2021. Life expectancy data comes from the Centers for Disease Control.

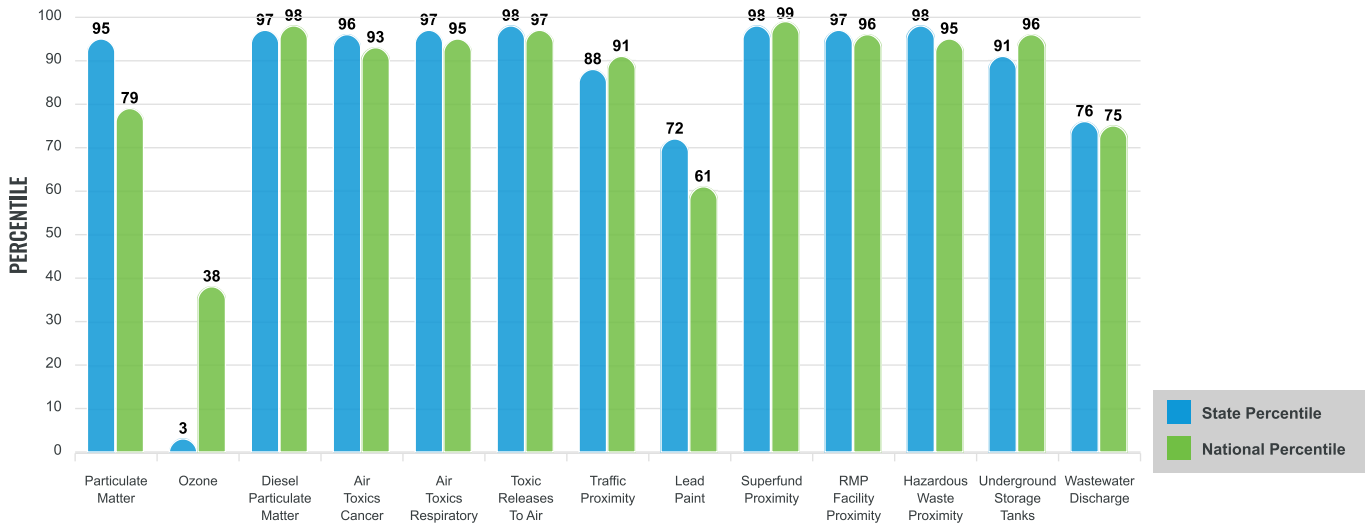
# Environmental Justice & Supplemental Indexes

The environmental justice and supplemental indexes are a combination of environmental and socioeconomic information. There are thirteen EJ indexes and supplemental indexes in EJScreen reflecting the 13 environmental indicators. The indexes for a selected area are compared to those for all other locations in the state or nation. For more information and calculation details on the EJ and supplemental indexes, please visit the [EJScreen website](#).

## EJ INDEXES

The EJ indexes help users screen for potential EJ concerns. To do this, the EJ index combines data on low income and people of color populations with a single environmental indicator.

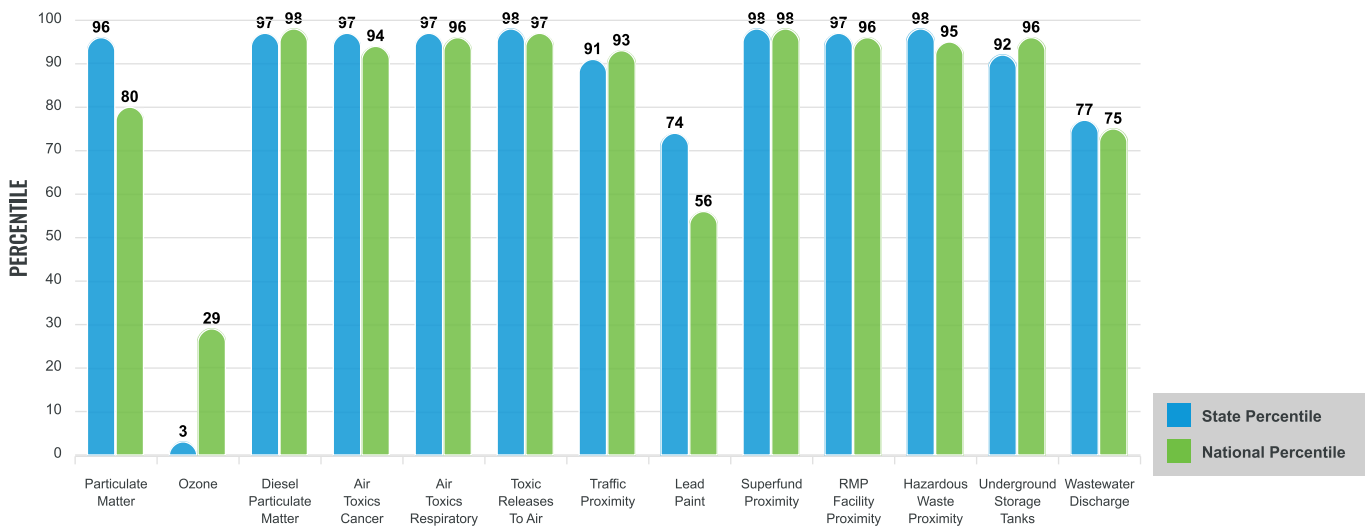
### EJ INDEXES FOR THE SELECTED LOCATION



## SUPPLEMENTAL INDEXES

The supplemental indexes offer a different perspective on community-level vulnerability. They combine data on percent low-income, percent linguistically isolated, percent less than high school education, percent unemployed, and low life expectancy with a single environmental indicator.

### SUPPLEMENTAL INDEXES FOR THE SELECTED LOCATION



These percentiles provide perspective on how the selected block group or buffer area compares to the entire state or nation.

Report for Tract: 12086013802,12086013500,12086013600,12086009315,12086009322



# EJScreen Environmental and Socioeconomic Indicators Data

SELECTED VARIABLES	VALUE	STATE AVERAGE	PERCENTILE IN STATE	USA AVERAGE	PERCENTILE IN USA
<b>POLLUTION AND SOURCES</b>					
Particulate Matter ( $\mu\text{g}/\text{m}^3$ )	7.77	7.52	74	8.08	39
Ozone (ppb)	55.5	59.4	2	61.6	10
Diesel Particulate Matter ( $\mu\text{g}/\text{m}^3$ )	0.593	0.293	96	0.261	94
Air Toxics Cancer Risk* (lifetime risk per million)	30	25	55	25	52
Air Toxics Respiratory HI*	0.4	0.32	75	0.31	70
Toxic Releases to Air	4,200	1,900	93	4,600	84
Traffic Proximity (daily traffic count/distance to road)	470	160	93	210	89
Lead Paint (% Pre-1960 Housing)	0.07	0.14	59	0.3	30
Superfund Proximity (site count/km distance)	0.6	0.13	97	0.13	96
RMP Facility Proximity (facility count/km distance)	0.91	0.31	92	0.43	87
Hazardous Waste Proximity (facility count/km distance)	2.7	0.52	96	1.9	79
Underground Storage Tanks (count/km <sup>2</sup> )	13	7	81	3.9	92
Wastewater Discharge (toxicity-weighted concentration/m distance)	0.00018	0.52	38	22	34
<b>SOCIOECONOMIC INDICATORS</b>					
Demographic Index	77%	39%	94	35%	94
Supplemental Demographic Index	30%	15%	95	14%	94
People of Color	99%	45%	97	39%	96
Low Income	56%	33%	85	31%	86
Unemployment Rate	4%	5%	52	6%	50
Limited English Speaking Households	51%	7%	98	5%	98
Less Than High School Education	23%	11%	86	12%	85
Under Age 5	5%	5%	59	6%	52
Over Age 64	18%	23%	50	17%	60
Low Life Expectancy	13%	19%	4	20%	3

\*Diesel particulate matter, air toxics cancer risk, and air toxics respiratory hazard index are from the EPA's Air Toxics Data Update, which is the Agency's ongoing, comprehensive evaluation of air toxics in the United States. This effort aims to prioritize air toxics, emission sources, and locations of interest for further study. It is important to remember that the air toxics data presented here provide broad estimates of health risks over geographic areas of the country, not definitive risks to specific individuals or locations. Cancer risks and hazard indices from the Air Toxics Data Update are reported to one significant figure and any additional significant figures here are due to rounding. More information on the Air Toxics Data Update can be found at: <https://www.epa.gov/haps/air-toxics-data-update>.

### Sites reporting to EPA within defined area:

Superfund .....	0
Hazardous Waste, Treatment, Storage, and Disposal Facilities .....	0
Water Dischargers .....	3
Air Pollution .....	2
Brownfields .....	0
Toxic Release Inventory .....	0

### Other community features within defined area:

Schools .....	6
Hospitals .....	0
Places of Worship .....	2

### Other environmental data:

Air Non-attainment .....	No
Impaired Waters .....	Yes

Selected location contains American Indian Reservation Lands* .....	No
Selected location contains a "Justice40 (CEJST)" disadvantaged community .....	Yes
Selected location contains an EPA IRA disadvantaged community .....	Yes

Report for Tract: 12086013802, 12086013500, 12086013600, 12086009315, 12086009322

## EJScreen Environmental and Socioeconomic Indicators Data

HEALTH INDICATORS					
INDICATOR	VALUE	STATE AVERAGE	STATE PERCENTILE	US AVERAGE	US PERCENTILE
Low Life Expectancy	13%	19%	4	20%	3
Heart Disease	7.2	7.2	56	6.1	72
Asthma	8	8.7	24	10	5
Cancer	4.9	6.9	21	6.1	24
Persons with Disabilities	14.7%	13.9%	60	13.4%	64

CLIMATE INDICATORS					
INDICATOR	VALUE	STATE AVERAGE	STATE PERCENTILE	US AVERAGE	US PERCENTILE
Flood Risk	100%	26%	95	12%	99
Wildfire Risk	0%	32%	0	14%	0

CRITICAL SERVICE GAPS					
INDICATOR	VALUE	STATE AVERAGE	STATE PERCENTILE	US AVERAGE	US PERCENTILE
Broadband Internet	19%	13%	73	14%	72
Lack of Health Insurance	17%	13%	76	9%	88
Housing Burden	Yes	N/A	N/A	N/A	N/A
Transportation Access	Yes	N/A	N/A	N/A	N/A
Food Desert	No	N/A	N/A	N/A	N/A

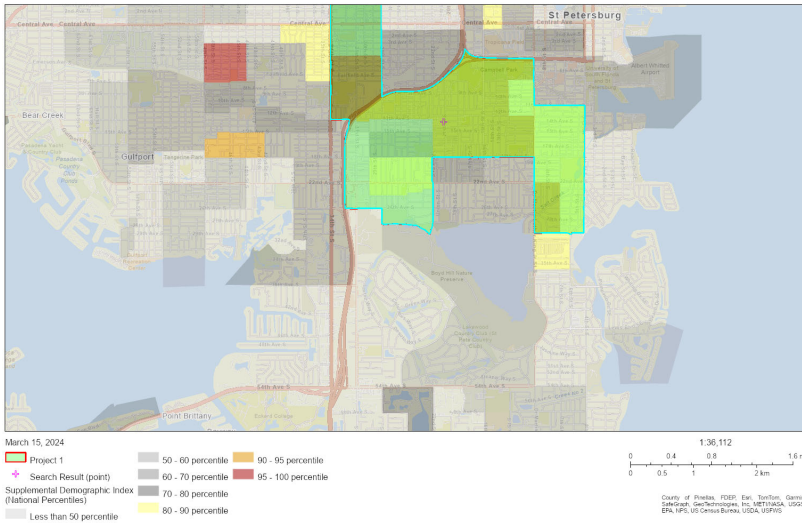
Report for Tract: 12086013802,12086013500,12086013600,12086009315,12086009322

# EJScreen Community Report

This report provides environmental and socioeconomic information for user-defined areas, and combines that data into environmental justice and supplemental indexes.

**St. Petersburg, FL** Tract: 12103021900, 12103028700, 12103021200, 12103020500, 12103020700  
 Population: 13,997  
 Area in square miles: 3.46

A3 Landscape



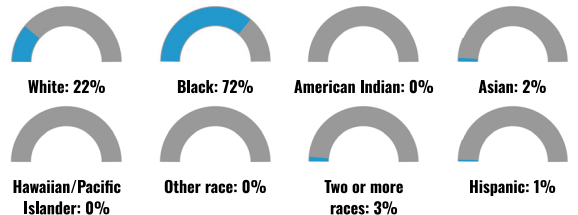
## LANGUAGES SPOKEN AT HOME

LANGUAGE	PERCENT
English	94%
Spanish	1%
French, Haitian, or Cajun	1%
Other Indo-European	3%
Arabic	1%
Total Non-English	6%

## COMMUNITY INFORMATION



## BREAKDOWN BY RACE



## BREAKDOWN BY AGE



## LIMITED ENGLISH SPEAKING BREAKDOWN



Notes: Numbers may not sum to totals due to rounding. Hispanic population can be of any race. Source: U.S. Census Bureau, American Community Survey (ACS) 2017-2021. Life expectancy data comes from the Centers for Disease Control.

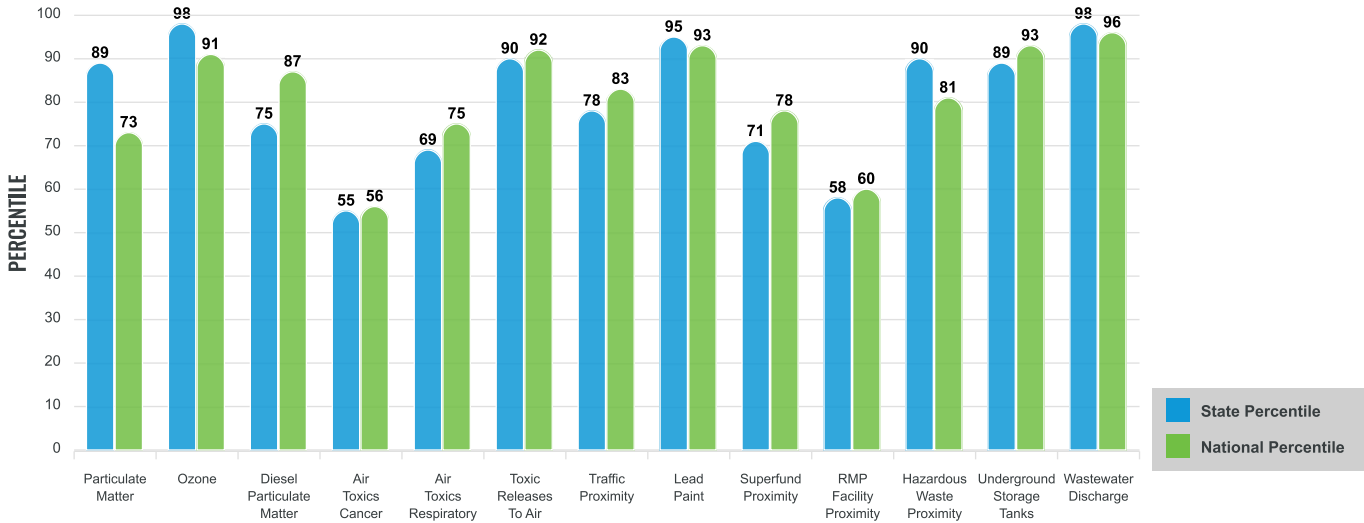
# Environmental Justice & Supplemental Indexes

The environmental justice and supplemental indexes are a combination of environmental and socioeconomic information. There are thirteen EJ indexes and supplemental indexes in EJScreen reflecting the 13 environmental indicators. The indexes for a selected area are compared to those for all other locations in the state or nation. For more information and calculation details on the EJ and supplemental indexes, please visit the [EJScreen website](#).

## EJ INDEXES

The EJ indexes help users screen for potential EJ concerns. To do this, the EJ index combines data on low income and people of color populations with a single environmental indicator.

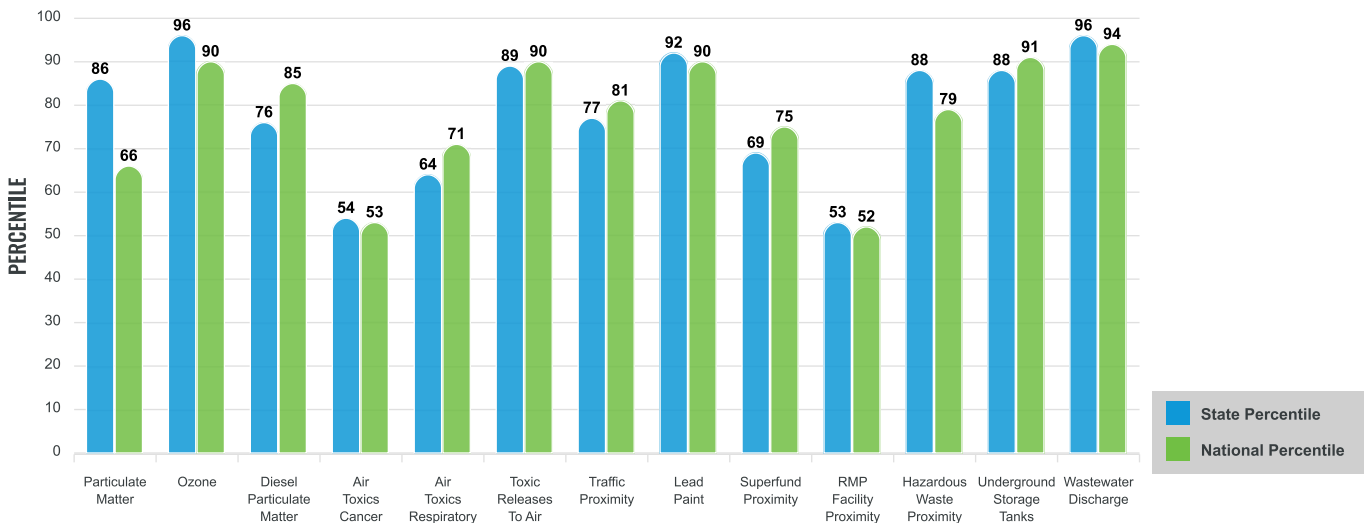
### EJ INDEXES FOR THE SELECTED LOCATION



## SUPPLEMENTAL INDEXES

The supplemental indexes offer a different perspective on community-level vulnerability. They combine data on percent low-income, percent linguistically isolated, percent less than high school education, percent unemployed, and low life expectancy with a single environmental indicator.

### SUPPLEMENTAL INDEXES FOR THE SELECTED LOCATION



These percentiles provide perspective on how the selected block group or buffer area compares to the entire state or nation.

Report for Tract: 12103021900,12103028700,12103021200,12103020500,12103020700

# EJScreen Environmental and Socioeconomic Indicators Data

SELECTED VARIABLES	VALUE	STATE AVERAGE	PERCENTILE IN STATE	USA AVERAGE	PERCENTILE IN USA
<b>POLLUTION AND SOURCES</b>					
Particulate Matter ( $\mu\text{g}/\text{m}^3$ )	7.68	7.52	68	8.08	36
Ozone (ppb)	64.5	59.4	96	61.6	72
Diesel Particulate Matter ( $\mu\text{g}/\text{m}^3$ )	0.284	0.293	53	0.261	65
Air Toxics Cancer Risk* (lifetime risk per million)	22	25	1	25	5
Air Toxics Respiratory HI*	0.3	0.32	11	0.31	31
Toxic Releases to Air	2,100	1,900	78	4,600	73
Traffic Proximity (daily traffic count/distance to road)	170	160	71	210	71
Lead Paint (% Pre-1960 Housing)	0.61	0.14	94	0.3	80
Superfund Proximity (site count/km distance)	0.05	0.13	41	0.13	44
RMP Facility Proximity (facility count/km distance)	0.093	0.31	30	0.43	27
Hazardous Waste Proximity (facility count/km distance)	0.69	0.52	80	1.9	55
Underground Storage Tanks (count/km <sup>2</sup> )	24	7	93	3.9	97
Wastewater Discharge (toxicity-weighted concentration/m distance)	0.79	0.52	92	22	91
<b>SOCIOECONOMIC INDICATORS</b>					
Demographic Index	68%	39%	87	35%	89
Supplemental Demographic Index	22%	15%	82	14%	84
People of Color	78%	45%	79	39%	82
Low Income	58%	33%	87	31%	87
Unemployment Rate	10%	5%	84	6%	83
Limited English Speaking Households	0%	7%	43	5%	57
Less Than High School Education	15%	11%	73	12%	73
Under Age 5	7%	5%	73	6%	68
Over Age 64	13%	23%	33	17%	39
Low Life Expectancy	27%	19%	96	20%	96

\* Diesel particulate matter, air toxics cancer risk, and air toxics respiratory hazard index are from the EPA's Air Toxics Data Update, which is the Agency's ongoing, comprehensive evaluation of air toxics in the United States. This effort aims to prioritize air toxics, emission sources, and locations of interest for further study. It is important to remember that the air toxics data presented here provide broad estimates of health risks over geographic areas of the country, not definitive risks to specific individuals or locations. Cancer risks and hazard indices from the Air Toxics Data Update are reported to one significant figure and any additional significant figures here are due to rounding. More information on the Air Toxics Data Update can be found at: <https://www.epa.gov/haps/air-toxics-data-update>.

## Sites reporting to EPA within defined area:

Superfund .....	0
Hazardous Waste, Treatment, Storage, and Disposal Facilities .....	0
Water Dischargers .....	31
Air Pollution .....	8
Brownfields .....	11
Toxic Release Inventory .....	1

## Other community features within defined area:

Schools .....	9
Hospitals .....	1
Places of Worship .....	12

## Other environmental data:

Air Non-attainment .....	No
Impaired Waters .....	Yes

Selected location contains American Indian Reservation Lands* .....	No
Selected location contains a "Justice40 (CEJST)" disadvantaged community .....	Yes
Selected location contains an EPA IRA disadvantaged community .....	Yes

Report for Tract: 12103021900, 12103028700, 12103021200, 12103020500, 12103020700

## EJScreen Environmental and Socioeconomic Indicators Data

### HEALTH INDICATORS

INDICATOR	VALUE	STATE AVERAGE	STATE PERCENTILE	US AVERAGE	US PERCENTILE
Low Life Expectancy	27%	19%	96	20%	96
Heart Disease	7.9	7.2	67	6.1	83
Asthma	12.1	8.7	97	10	91
Cancer	5.3	6.9	29	6.1	31
Persons with Disabilities	14%	13.9%	55	13.4%	59

### CLIMATE INDICATORS

INDICATOR	VALUE	STATE AVERAGE	STATE PERCENTILE	US AVERAGE	US PERCENTILE
Flood Risk	26%	26%	69	12%	89
Wildfire Risk	0%	32%	0	14%	0

### CRITICAL SERVICE GAPS

INDICATOR	VALUE	STATE AVERAGE	STATE PERCENTILE	US AVERAGE	US PERCENTILE
Broadband Internet	24%	13%	83	14%	82
Lack of Health Insurance	16%	13%	70	9%	85
Housing Burden	Yes	N/A	N/A	N/A	N/A
Transportation Access	Yes	N/A	N/A	N/A	N/A
Food Desert	Yes	N/A	N/A	N/A	N/A

Report for Tract: 12103021900,12103028700,12103021200,12103020500,12103020700

## APPENDIX B: ANNUAL SITE REVIEW SUMMARY

The Florida DEP's audit staff conduct site reviews to verify that sites meet probe line siting criteria. Identified issues are resolved as quickly as practicable. The date of the most recent site review, notes as to whether there are existing issues, and any comments regarding these issues are provided in the table below.

**Table 7.2 Annual Site Summary 2023-2024**

AQS #	Site Name	Agency	Parameters	Site Date <sup>1</sup>	Review	Issues Found	Comment
12-001-3012	PAYNES PRAIRIE FARM	Nature Coast (44)	Oz, Cont. PM <sub>2.5</sub> (2)	1/17/2024		NO	
12-003-0002	OLUSTEE	First Coast (48)	Oz	7/24/2023		NO	
12-005-0006	ST. ANDREWS STATE PARK	Emerald Coast (42)	Oz, Cont. PM <sub>2.5</sub>	4/11/2023		NO	
12-009-0007	MELBOURNE	Space Coast (47)	Oz, FRM PM <sub>2.5</sub> , Cont. PM <sub>2.5</sub> , Cont. PM <sub>10</sub>	1/23/2023		NO	
12-009-4001	COCOA BEACH	Space Coast (47)	Oz	4/19/2023		NO	
12-011-0033	VISTA VIEW	Broward County PPRAQD (17)	Oz, Cont. PM <sub>2.5</sub> , Toxics	10/17/2023		NO	
12-011-0034	DANIELA BANU NCORE	Broward County PPRAQD (17)	Oz, Cont. PM <sub>10</sub> (2), FRM PM <sub>2.5</sub> (2), Cont. PM <sub>2.5</sub> , TCO, TSO <sub>2</sub> , NO <sub>y</sub> , SASS, URG, Low Vol PM <sub>10</sub> , Summa	10/10/2023		NO	
12-011-0035	FORT LAUDERDALE NEAR ROAD	Broward County PPRAQD (17)	NO <sub>2</sub> , CO, Cont. PM <sub>2.5</sub> , Ultrafine, Toxics, Summa	6/5/2023		NO	
12-011-2003	POMPANO HIGHLANDS	Broward County PPRAQD (17)	Oz, FRM PM <sub>2.5</sub>	10/9/2023		NO	
12-011-5005	COCONUT CREEK PARK	Broward County PPRAQD (17)	FRM PM <sub>2.5</sub>	10/16/2023		NO	
12-011-8002	DR. VON MIZELL-EULA JOHNSON (FORMERLY JOHN U. LLOYD)	Broward County PPRAQD (17)	Oz, NO <sub>2</sub> , Toxics	2/13/2023		NO	
12-017-0006	CRYSTAL RIVER PRESERVE	Nature Coast (44)	SO <sub>2</sub>	6/14/2023		NO	
12-021-0004	LAUREL OAKS ELEMENTARY	Lee Island Coast (46)	Oz, Cont. PM <sub>2.5</sub>	1/9/2024		NO	
12-023-0002	LAKE CITY - VETERANS DOMICILE	First Coast (48)	Oz, Cont. PM <sub>2.5</sub>	1/3/2024		NO	

AQS #	Site Name	Agency	Parameters	Site Review Date <sup>1</sup>	Issues Found	Comment
12-031-0032	KOOKER PARK	City of Jacksonville EQD (11)	SO <sub>2</sub> , NO <sub>2</sub> , FRM PM <sub>2.5</sub> , Cont. PM <sub>10</sub>	1/16/2024	NO	
12-031-0077	SHEFFIELD	City of Jacksonville EQD (11)	Oz, Cont. PM <sub>2.5</sub> , Toxics	5/16/2023	YES	A tree to the northeast is too tall. The agency is working on resolving the issue.
12-031-0098	MANDARIN	City of Jacksonville EQD (11)	FRM PM <sub>2.5</sub> , Cont. PM <sub>2.5</sub>	5/16/2023	YES	Trees are too tall to the east and southwest. The agency is working on resolving the issue.
12-031-0099	SUNNY ACRES PARK	City of Jacksonville EQD (11)	FRM PM <sub>2.5</sub> (2)	10/31/2023	NO	
12-031-0100	MAYO CLINIC	City of Jacksonville EQD (11)	Oz, Cont. PM <sub>2.5</sub> , Toxics	8/7/2023	NO	There are two (2) pine trees that are too tall, one to the northeast and one to the southwest. The agency is working on resolving the issue.
12-031-0106	CISCO DRIVE	City of Jacksonville EQD (11)	Oz	1/16/2024	NO	
12-031-0108	PEPSI PLACE	City of Jacksonville EQD (11)	NO <sub>2</sub> , CO, Cont. PM <sub>2.5</sub> , Cont. PM <sub>10</sub>	5/15/2023	NO	
12-033-0004	ELLYSON IND. PARK	Naval Aviation Coast (41)	Oz, SO <sub>2</sub> , Cont. PM <sub>2.5</sub> (2)	7/26/2023	NO	
12-033-0018	PENSACOLA NAS	Naval Aviation Coast (41)	Oz	7/25/2023	NO	
12-035-0004	FLAGLER	Space Coast (47)	Oz	7/10/2023	NO	
12-047-0017	WHITE SPRINGS PLANT	First Coast (48)	SO <sub>2</sub> , Cont. PM <sub>2.5</sub>	1/3/2024	NO	



AQS #	Site Name	Agency	Parameters	Site Date <sup>1</sup>	Review	Issues Found	Comment
12-055-0003	ARCHBOLD	Lee Island Coast (46)	Oz	1/8/2024		NO	
12-057-0081	SIMMONS PARK	Hillsborough County EPC (12)	Oz	10/10/2023		NO	
12-057-0083	GARDINIER	Hillsborough County EPC (12)	Cont. PM <sub>10</sub>	2/13/2024		NO	
12-057-0100	KENLY	Hillsborough County EPC (12)	Pb	4/18/2023		NO	
12-057-0109	EAST BAY	Hillsborough County EPC (12)	SO <sub>2</sub>	2/13/2024		NO	
12-057-0112	APOLLO BEACH	Hillsborough County EPC (12)	SO <sub>2</sub> , Cont. PM <sub>2.5</sub>	2/14/2024		NO	
12-057-0113	MUNRO STREET NEAR ROAD	Hillsborough County EPC (12)	TNO <sub>2</sub> , TCO, Cont. PM <sub>2.5</sub>	6/20/2023		NO	
12-057-1035	DAVIS ISLAND	Hillsborough County EPC (12)	Oz, SO <sub>2</sub> , Cont. PM <sub>10</sub>	8/9/2023		NO	
12-057-1065	GANDY	Hillsborough County EPC (12)	Oz, NO <sub>2</sub> , Cont. PM <sub>2.5</sub>	4/18/2023		NO	
12-057-1066	GULF COAST LEAD	Hillsborough County EPC (12)	Pb (2)	4/18/2023		NO	
12-057-1073	PATENT	Hillsborough County EPC (12)	Pb	8/8/2023		NO	
12-057-3002	SYDNEY NCORE	Hillsborough County EPC (12)	Oz, NO <sub>y</sub> , TSO <sub>2</sub> , TCO, Cont. PM <sub>2.5</sub> , FRM PM <sub>2.5</sub> (2), Cont. PM <sub>10</sub> (2), Low Vol PM <sub>10</sub> , PM <sub>10</sub> /Puff, SASS, URG, Toxics, Summa, ERG, Aromatic Hydrocarbon, PAMS NO <sub>2</sub>	3/15/2023		NO	
12-059-0004	BONIFAY TRI-COUNTY AIRPORT	Emerald Coast (42)	Oz, Cont. PM <sub>2.5</sub>	4/11/2023		NO	
12-069-0002	CLERMONT	Space Coast (47)	Oz	10/3/2023		NO	

AQS #	Site Name	Agency	Parameters	Site Date <sup>1</sup>	Review	Issues Found	Comment
12-071-0005	FT. MYERS WTP	Lee Island Coast (46)	FRM PM <sub>2.5</sub> , Cont. PM <sub>2.5</sub> , Cont. PM <sub>10</sub>	7/17/2023		NO	
12-071-2002	CAPE CORAL	Lee Island Coast (46)	Oz	7/17/2023		NO	
12-073-0012	TALLAHASSEE CC	Forgotten Coast (43)	Oz, FRM PM <sub>2.5</sub> (2), Cont. PM <sub>2.5</sub> , SASS, URG, RADNET	5/10/2023		NO	
12-081-0028	PORT MANATEE (DEP SO <sub>2</sub> )	Sun Coast (45)	SO <sub>2</sub>	4/25/2023		NO	
12-081-3002	PORT MANATEE	Manatee County EMD (14)	Oz	12/18/2023		NO	
12-081-4012	GT BRAY PARK	Manatee County EMD (14)	Oz	8/15/2023		NO	
12-081-4013	39TH STREET	Manatee County EMD (14)	Oz	8/15/2023		NO	
12-083-0003	OCALA YMCA	Nature Coast (44)	Oz, Cont. PM <sub>2.5</sub>	6/13/2023		NO	
12-083-0004	MARION COUNTY SHERIFF	Nature Coast (44)	Oz	11/8/2023		NO	
12-085-0007	STUART	Space Coast (47)	Oz, Cont. PM <sub>2.5</sub> , Cont. PM <sub>10</sub>	1/24/2023		NO	
12-086-0019	PENNSUCO	Miami-Dade County RER (18)	SO <sub>2</sub>	2/6/2023		NO	
12-086-0027	ROSENSTIEL	Miami-Dade County RER (18)	Oz, NO <sub>2</sub>	8/2/2022		YES	EPA approved waiver
12-086-0029	PERDUE	Miami-Dade County RER (18)	Oz, Toxics	5/22/2023		NO	
12-086-0033	PALM SPRINGS	Miami-Dade County RER (18)	FRM PM <sub>2.5</sub>	2/6/2023		NO	
12-086-0034	KENDALL	Miami-Dade County RER (18)	PM <sub>2.5</sub>	2/8/2023		NO	
12-086-0035	PERIMETER ROAD	Miami-Dade County RER (18)	NO <sub>2</sub>	5/23/2023		NO	
12-086-1016	MIAMI FIRE STATION	Miami-Dade County RER (18)	FRM PM <sub>2.5</sub> (1), Cont. PM <sub>2.5</sub> , Cont. PM <sub>10</sub>	7/31/2023		NO	
12-086-6001	HOMESTEAD	Miami-Dade County RER (18)	FRM PM <sub>2.5</sub> , Cont. PM <sub>2.5</sub>	8/1/2023		NO	
12-086-6002	WITTKOP PARK	Miami-Dade County RER (18)	Cont. PM <sub>2.5</sub>	8/1/2023		NO	

AQS #	Site Name	Agency	Parameters	Site Date <sup>1</sup>	Review	Issues Found	Comment
12-089-0005	FERNANDINA BEACH	First Coast (48)	SO <sub>2</sub>	1/4/2024		NO	
12-091-0003	FWB STILLWELL PARK	Emerald Coast (42)	Oz, Cont. PM <sub>10</sub>	7/17/2023		NO	
12-095-0009	I-4 NEAR ROAD	Orange County EPD (20)	NO <sub>2</sub> , CO, Cont. PM <sub>2.5</sub>	4/4/2023		NO	
12-095-0010	SKYVIEW	Orange County EPD (20)	Oz	8/15/2023		NO	
12-095-0011	PRESIDENTS DRIVE (PROPOSED NEAR ROAD)	Orange County EPD (20)	NO <sub>2</sub> , CO	4/4/2023		NO	
12-095-2002	WINTER PARK	Orange County EPD (20)	Oz, NO <sub>2</sub> , SO <sub>2</sub> , CO, Cont. PM <sub>10</sub> , Cont. PM <sub>2.5</sub>	1/30/2024		NO	
12-097-2002	KISSIMMEE FIRE	Space Coast (47)	Oz	10/2/2023		NO	
12-099-0008	BELLE GLADE	Palm Beach County EPH (16)	Cont. PM <sub>2.5</sub>	4/24/2023		NO	
12-099-0021	LANTANA SCRUB PRESERVE	Palm Beach County EPH (16)	Oz, NO <sub>2</sub>	4/25/2023		NO	
12-099-0022	LAMSTEIN LANE	Palm Beach County EPH (16)	Oz, Cont. PM <sub>2.5</sub>	4/26/2023		NO	
12-099-2005	DELRAY BEACH	Palm Beach County EPH (16)	Cont. PM <sub>2.5</sub> , Cont. PM <sub>10</sub>	4/27/2023		NO	
12-101-0005	SAN ANTONIO	Sun Coast (45)	Oz	4/26/2023		NO	
12-101-2001	HOLIDAY	Sun Coast (45)	Oz	3/22/2023		NO	
12-103-0004	ST. PETERSBURG COLLEGE	Pinellas County AQD (13)	Oz, Cont. PM <sub>2.5</sub>	2/21/2023		NO	
12-103-0012	WOODLAWN (PINELLAS)	Pinellas County AQD (13)	Cont. PM <sub>10</sub>	8/22/2023		YES	EPA approved waiver
12-103-0018	AZALEA PARK	Pinellas County AQD (13)	Oz, NO <sub>2</sub> , Cont. PM <sub>10</sub> , Cont. PM <sub>2.5</sub> , VOC	8/22/2023		NO	
12-103-0023	DERBY LANE	Pinellas County AQD (13)	SO <sub>2</sub>	11/14/2023		NO	
12-103-0027	SAWGRASS LAKE	Pinellas County AQD (13)	NO <sub>2</sub> , CO, Aethalometer	6/6/2023		NO	
12-103-3004	COUNTY MOTORPOOL	Pinellas County AQD (13)	Cont. PM <sub>10</sub>	11/15/2023		NO	

AQS #	Site Name	Agency	Parameters	Site Review Date <sup>1</sup>	Issues Found	Comment
12-103-5002	EAST LAKE	Pinellas County AQD (13)	Oz, Cont. PM <sub>2.5</sub> , Cont. PM <sub>10</sub>	12/4/2023	NO	
12-103-5003	OAKWOOD	Pinellas County AQD (13)	SO <sub>2</sub>	5/23/2023	NO	
12-105-6005	SIKES ELEMENTARY	Sun Coast (45)	Oz, SO <sub>2</sub>	9/12/2023	NO	
12-105-6006	BAPTIST CHILDREN'S HOME	Sun Coast (45)	Oz, Cont. PM <sub>2.5</sub> , Cont. PM <sub>10</sub>	3/21/2023	NO	
12-107-1008	PALATKA BARGE PORT	Nature Coast (44)	SO <sub>2</sub> , Cont. PM <sub>10</sub>	8/21/2023	NO	
12-111-0013	SAVANNAS	Space Coast (47)	Oz	1/24/2023	NO	
12-113-0015	WOODLAWN BEACH MIDDLE	Naval Aviation Coast (41)	Oz, Cont. PM <sub>2.5</sub>	7/24/2023	NO	
12-115-0013	BEE RIDGE	Sarasota County AWQD (15)	Cont. PM <sub>2.5</sub>	12/4/2023	NO	
12-115-1005	LIDO PARK	Sarasota County AWQD (15)	Oz	12/5/2023	NO	
12-115-1006	PAW PARK	Sarasota County AWQD (15)	Oz, Cont. PM <sub>10</sub>	12/5/2023	NO	
12-115-2002	JACKSON ROAD	Sarasota County AWQD (15)	Oz, Cont. PM <sub>2.5</sub>	12/4/2023	NO	
12-117-1002	SEMINOLE CC	Space Coast (47)	Oz, Cont. PM <sub>2.5</sub> , Cont. PM <sub>10</sub>	4/18/2023	NO	
12-127-5002	DAYTONA BEACH	Space Coast (47)	Oz, FRM PM <sub>2.5</sub> , Cont. PM <sub>2.5</sub> , Cont. PM <sub>10</sub>	7/10/2023	NO	
12-129-0001	ST. MARKS WILDLIFE REFUGE NCORE	Forgotten Coast (43)	Oz, NO <sub>y</sub> , TSO <sub>2</sub> , TCO, Cont. PM <sub>2.5</sub>	1/23/2024	NO	

<sup>1</sup>Includes site reviews conducted as of March 1, 2024.

## **APPENDIX C: AMBIENT AIR MONITORING NETWORK DESCRIPTION**

Florida's air monitoring network, including changes expected through June 30, 2024, is described in Appendix C. It is organized by Metropolitan Statistical Area from largest to smallest.

### Florida Ambient Air Monitoring Network Description

METROPOLITAN STATISTICAL AREA: MIAMI - FT LAUDERDALE - MIAMI BEACH (BROWARD, MIAMI-DADE AND PALM BEACH COUNTIES)												
Broward County												
AQS #	SITE NAME	ADDRESS/ COORDINATES	TYPE	POLLUTANT	POC	OPERATING SCHEDULE	SAMPLER	MONITORING OBJECTIVE	SPATIAL SCALE	STATEMENT OF PURPOSE	MODIFICATIONS	COMMENTS
12-011-0033	Vista View Park	4001 SW 142 Ave, Davie, FL 33330; 26.073056, -80.338889	SLAMS	Ozone	1	Continuous	Teledyne T400	POP EXP	NBH	TRENDS MONITORING	Shut Down Expected 2025-2026	SU 7/1/2008, Transition from 49i to T400 occurred 9/18/23. Expected SD 2025-2026
			SLAMS	PM <sub>2.5</sub>	3	Continuous	Teledyne T640	POP EXP	NBH	TRENDS MONITORING	Shut Down Expected 2025-2026	SU 08/1/2021, Expected SD 2025-2026
12-011-0034	Daniela Banu (NCore Site)	5300 S. Pine Island Rd., Davie, FL 33328; 26.0538889, -80.2569444	SLAMS	CO	1	Continuous	Thermo 48C-TLE	POP EXP	NBH	NEEDED BY REGULATION		SU 7/1/2015; Trace Level;
			SLAMS	SO <sub>2</sub>	1	Continuous	Thermo 43i-TLE	POP EXP	NBH	NEEDED BY REGULATION		SU 7/1/2015; Trace Level
			SLAMS	Ozone	1	Continuous	Teledyne T400	POP EXP	NBH	NEEDED BY REGULATION	Transition from 49i to T400 occurred 9/19/23	SU 7/1/2015
			SLAMS	PM <sub>10</sub>	3	Continuous	Teledyne 640X	POP EXP	NBH	NEEDED BY REGULATION		SU 10/2019; FEM
			SLAMS	PM <sub>2.5</sub>	1	Every 3rd Day	Thermo 2025i	POP EXP	NBH	NEEDED BY REGULATION		SU 1/1/2015
			SLAMS	PM <sub>2.5</sub>	3	Continuous	Teledyne T640X	POP EXP	NBH	NEEDED BY REGULATION		SU 09/1/2019; FEM
			SLAMS	PMCoarse	1	Continuous	Teledyne T640X	POP EXP	NBH	NEEDED BY REGULATION		SU 10/1/2019
			SLAMS	NO <sub>y</sub>	1	Continuous	Thermo 42i-Y	POP EXP	NBH	NEEDED BY REGULATION		SU 7/1/2015; Trace Level
			CSN	SPEC. PM <sub>2.5</sub>	5	Every 6th Day	MET One SASS	POP EXP	NBH	TRENDS MONITORING		SU 1/1/2015
			CSN	EC/OC		Every 3rd Day	URG 3000N	POP EXP	NBH	TRENDS MONITORING		SU 1/1/2015
			NON-REG	Toxics		Every 6th Day	ATEC 2200	POP EXP	NBH	BASELINE MONITORING		SU 11/1/2015
			NON-REG	Meteorology		Continuous	RM Young Wind Speed/ Wind Direction	POP EXP	NBH	SUPPORT N CORE NETWORK		SU 01/1/2020
NON-REG	Meteorology		Continuous	RM Young 41342 VC T/ RH Sensor	POP EXP	NBH	SUPPORT N CORE NETWORK		SU 01/1/2020;			
12-011-0036	Miramar	2801 SW 186th Ave. Miramar, FL 33029; 25.981390, -80.393792	SLAMS	Ozone	1	Continuous	Teledyne T400	POP EXP	NBH	TRENDS MONITORING	Relocation of 12-011-0033	Expected. SU 2025-2026
			SLAMS	PM <sub>2.5</sub>	3	Continuous	Teledyne T640	POP EXP	NBH	TRENDS MONITORING	Relocation of 12-011-0033	Expected. SU 2025-2026
12-011-0037	Pompano Beach EJ Site	1600 Blount Road, Pompano Beach, FL 33069; 26.249229, -80.162811	SLAMS	PM <sub>2.5</sub>	3	Continuous	Teledyne T640	POP EXP	NBH	TRENDS MONITORING	Add, New EJ Site	Expected. SU 7-1-2024
12-011-0035	Fort Lauderdale Near Road	799 N I-95, Ft. Lauderdale, FL 33311; 26.131256, -80.167847	SLAMS	CO	1	Continuous	Thermo 48i-TLE	POP EXP	URBAN	NEEDED BY REGULATION		SU 8/1/2015; Trace level
			SLAMS	NO <sub>2</sub>	1	Continuous	Teledyne T200UP	POP EXP	URBAN	NEEDED BY REGULATION		SU 8/1/2015; Near-road Site
			SLAMS	PM <sub>2.5</sub>	3	Continuous	Teledyne T640	POP EXP	URBAN	NEEDED BY REGULATION		SU 8/1/2015; FEM
			SLAMS	BC	1	Continuous	Teledyne API 633	POP EXP	URBAN	NEEDED BY REGULATION		SU 1/20/2017
			SLAMS	Meteorology	1	Continuous	RM Young Wind Speed/ Wind Direction	POP EXP	URBAN	NEEDED BY REGULATION		SU 07/01/2021
12-011-2003	Pompano Highland Fire House	1951 NE 48th Street, Pompano Beach, FL 33060; 26.290765, -80.096665	SLAMS	Ozone	1	Continuous	Teledyne T400	POP EXP	NBH	RELIED ON FOR SPATIAL COVERAGE	Transition from 49i to T400 occurred 10/18/23	SU 1/1/1989
			SLAMS	PM <sub>2.5</sub>	3	Continuous	Teledyne T640	POP EXP	NBH	INTERPOLATION		SU 4/1/2019; FEM
12-011-5005	Coconut Creek	5005 Winston Park Blvd, Coconut Creek, FL 33073; 26.294167, -80.176389	SLAMS	PM <sub>10</sub>	3	Continuous	Teledyne T640X	POP EXP	NBH	NEEDED BY REGULATION		SU 10/1/2021
			SLAMS	PM <sub>2.5</sub>	3	Continuous	Teledyne T640X	POP EXP	NBH	NEEDED BY REGULATION		SU 10/1/2021
12-011-8002	Dr. Von Mizell-Eula Johnson State Park	7000 N. Ocean Dr., Dania, FL 33004; 26.087198, -80.111415	SLAMS	NO <sub>2</sub>	1	Continuous	Teledyne T500U	POP EXP	NBH	COMM-WIDE MONITORING		SU 1/9/2023
			SLAMS	Ozone	1	Continuous	Teledyne T400	HI CONC	NBH	NEEDED BY REGULATION	Transition from 49i to T400 occurred 8/7/23	SU 1/1/1985

Miami-Dade County												
AQS #	SITE NAME	ADDRESS/ COORDINATES	TYPE	POLLUTANT	POC	OPERATING SCHEDULE	SAMPLER	MONITORING OBJECTIVE	SPATIAL SCALE	STATEMENT OF PURPOSE	MODIFICATIONS	COMMENTS
12-086-0019	Pennsuco	14001-14027 N Okeechobee Rd, Hialeah, FL 33018; 25.899167, -80.382778	SLAMS	NO <sub>2</sub>	1	Continuous	Teledyne T200	HI CONC	NBH	NEEDED BY REGULATION		SU 10/7/2021
			SLAMS	SO <sub>2</sub>	1	Continuous	Thermo 43i	POP EXP	NBH	TRENDS MONITORING		SU 8/18/1987
12-086-0027	Rosenstiel (University of Miami)	4600 Rickenbacker Causeway, Miami, FL 33149; 25.732500, -80.161944	SLAMS	NO <sub>2</sub>	1	Continuous	Teledyne T200	POP EXP/ UPWIND BKGD	NBH	VULNERABLE AND SUSCEPTIBLE MONITORING		SU 1/30/1985
			SLAMS	Ozone	1	Continuous	Thermo 49i	POP EXP/ UPWIND BKGD	NBH	NEEDED BY REGULATION		SU 3/7/1984
12-086-0029	Perdue	19590 Old Cutler Rd, Cutler Ridge, FL 33157; 25.586944, -80.326111	SLAMS	Ozone	1	Continuous	Thermo 49i	HI CONC	URBAN	USED FOR AQI		SU 5/1/1985
12-086-0033	Palm Springs Fire Station	7700 NW 186th St, Palm Springs, FL 33015; 25.9419444, -80.3263889	SLAMS	PM <sub>2.5</sub>	1	Every 3rd Day	Thermo 2025i	POP EXP	NBH	MONITORING GROWTH IMPACT		SU 5/4/2005
12-086-0034	Kendall	9015 SW 127th Ave, Miami, FL 33186; 25.683330, -80.399722	SPM	PM <sub>2.5</sub>	1	Continuous	Thermo 1405	POP EXP	MIDDLE	USED FOR AQI		SU 7/1/2018
12-086-0035	Perimeter Road	5600 Perimeter Road, Miami, FL 33126; 25.7854722, -80.2842055	SLAMS	CO	1	Continuous	Teledyne T300U	SOURCE	NBH	TRENDS MONITORING		SU 9/24/2021
			SLAMS	NO <sub>2</sub>	1	Continuous	Teledyne T200	SOURCE	MICRO	NEEDED BY REGULATION		SU 1/11/2016; Near-road Site
12-086-1016	Miami Fire Station	1200 NW 20th St, Miami, FL 33142; 25.794722, -80.215556	SLAMS	PM <sub>2.5</sub>	2	Every 12th Day	Thermo 2025i	HI CONC	NBH	QA COLLOCATION		SU 2/4/1999; Collocated monitor
			SLAMS	PM <sub>2.5</sub>	3	Continuous	Teledyne T640X	POP EXP	NBH	NEEDED BY REGULATION		SU 4/1/2018; FEM
			SLAMS	PM <sub>10</sub>	3	Continuous	Teledyne T640X	POP EXP	NBH	NEEDED BY REGULATION		SU 4/1/2018; FEM
12-086-0036	Jose Marti MAST EJ Site	5701 West 24th Avenue, Hialeah 33016; 25.874466, -80.330126	SLAMS	NO <sub>2</sub>	1	Continuous	Teledyne T200	HI CONC	NBH	ASSIST IN FORCASTING	ADD, New EJ Site	SU EXPECTED 12/31/2025
			SLAMS	PM <sub>2.5</sub>	1	Continuous	Teledyne T640X	POP EXP	NBH	NEEDED BY REGULATION	ADD, New EJ Site	SU EXPECTED 12/31/2025, FEM
				PM <sub>10</sub>	1	Continuous	Teledyne T640X	POP EXP	NBH	NEEDED BY REGULATION	ADD, New EJ Site	SU EXPECTED 12/31/2025, FEM
12-086-6002	Wittkop Park	505 NW 9th St., Homestead, FL 33030; 25.478306, -80.483782	SLAMS	PM <sub>2.5</sub>	1	Continuous	Teledyne T640X	POP EXP	NBH	NEEDED BY REGULATION		SU 10/20/2023 FEM
			SLAMS	PM <sub>10</sub>	1	Continuous	Teledyne T640X	POP EXP	NBH	NEEDED BY REGULATION		SU 10/20/2023 FEM
Palm Beach County												
AQS #	SITE NAME	ADDRESS/ COORDINATES	TYPE	POLLUTANT	POC	OPERATING SCHEDULE	SAMPLER	MONITORING OBJECTIVE	SPATIAL SCALE	STATEMENT OF PURPOSE	MODIFICATIONS	COMMENTS
12-099-0021	Lantana Preserve	968 N 8th St, Lantana, FL 33462; 26.5938083, -80.0584917	SLAMS	Ozone	1	Continuous	Thermo 49i	POP EXP	URBAN	NEEDED BY REGULATION		SU 2/2/2015
12-099-0022	Lamstein Lane	Lamstein Ln, Royal Palm Beach, FL 33411; 26.687606, -80.219619	SLAMS	Ozone	1	Continuous	Thermo 49i	HI CONC	NBH	NEEDED BY REGULATION		SU 1/15/2019; Relocation from 099-0009
			SLAMS	PM <sub>2.5</sub>	1	Continuous	Teledyne T640	POP EXP	NBH	NEEDED BY REGULATION		SU 1/17/2019; FEM, Relocation from 099-0009
12-099-0008	Belle Glade	38754 State Rd 80, Belle Glade, FL 33430; 26.724786, -80.666447	SLAMS	PM <sub>2.5</sub>	3	Continuous	Teledyne T640	POP EXP	NBH	NEEDED BY REGULATION		SU 11/2021 ; FEM
12-099-2005	Delray Beach	225 S. Congress Ave, Delray Beach, FL 33445; 26.456944, -80.092778	SLAMS	PM <sub>2.5</sub>	3	Continuous	Teledyne T640X	POP EXP	NBH	NEEDED BY REGULATION		SU 4/29/2021; FEM
			SLAMS	PM <sub>10</sub>	3	Continuous	Teledyne T640X	POP EXP	NBH	NEEDED BY REGULATION		SU 4/01/2021 ; FEM

METROPOLITAN STATISTICAL AREA: TAMPA - ST PETERSBURG - CLEARWATER (HILLSBOROUGH, PINELLAS, PASCO AND HERNANDO COUNTIES)												
Pasco County												
AQS #	SITE NAME	ADDRESS/ COORDINATES	TYPE	POLLUTANT	POC	OPERATING SCHEDULE	SAMPLER	MONITORING OBJECTIVE	SPATIAL SCALE	STATEMENT OF PURPOSE	MODIFICATIONS	COMMENTS
12-101-0005	San Antonio	30908 Warder Rd., San Antonio, FL 33576; 28.332225, -82.305643	SLAMS	Ozone	1	Continuous	Thermo 49i	POP EXP	URBAN	URBAN SPRAWL		SU 9/7/2000
12-101-2001	Holiday	3452 Darlington Rd., Holiday, FL 34691; 28.195574, -82.756264	SLAMS	Ozone	1	Continuous	Thermo 49i	HI CONC	URBAN	URBAN SPRAWL		SU 1/17/1992
Hillsborough County												
AQS #	SITE NAME	ADDRESS/ COORDINATES	TYPE	POLLUTANT	POC	OPERATING SCHEDULE	SAMPLER	MONITORING OBJECTIVE	SPATIAL SCALE	STATEMENT OF PURPOSE	MODIFICATIONS	COMMENTS
12-057-0112	Apollo Beach	6506 Dolphin Cove Dr, Apollo Beach, FL 33572; 27.779712, -82.419835	SPM	SO <sub>2</sub>	1	Continuous	Thermo 43i	SOURCE	MICRO	NEEDED BY REGULATION		SU 1/1/2016
			SPM	PM <sub>2.5</sub>	1	Continuous	Thermo 1405	SOURCE	MICRO	NEEDED BY REGULATION		SU 1/1/2016
12-057-0113	Munro Street	1497 N. Munro Street, Tampa, FL 33607; 27.955550, -82.467140	SLAMS	CO	1	Continuous	Thermo 48i-TLE	SOURCE	MICRO	NEEDED BY REGULATION	Update sampler type from 48iQ_TLE to 48i_TLE	SU 2/1/2016; Trace Level
			SLAMS	NO <sub>2</sub>	1	Continuous	Teledyne T200UP	SOURCE	MICRO	NEEDED BY REGULATION		SU 2/1/2016; Near-road Site
			SLAMS	PM <sub>2.5</sub>	1	Continuous	Teledyne T640	SOURCE	MICRO	NEEDED BY REGULATION		SU 6/26/2019
			SPM	BC	1	Continuous	Magee AE-33	POPULATION EXPOSURE	MICRO	TRENDS MONITORING		SU 2/1/2016
			SLAMS	UFP	1	Continuous	TSI EPC3783	SOURCE	MICRO	NEEDED BY REGULATION		SU 2/1/2016
12-057-0081	E.G. Simmons Park	2401 19th Avenue Northwest, Ruskin, FL 33570; 27.740033, -82.465146	SLAMS	Ozone	1	Continuous	Thermo 49i	HI CONC	URBAN	USED FOR AQI		SU 6/14/1978
12-057-0083	Gardinier Park	6501 Riverview Dr., Riverview, FL 33578; 27.864192, -82.384259	SPM	PM <sub>10</sub>	3	Continuous	Thermo 1405	SOURCE	MIDDLE	SOURCE MONITORING		SU 4/1/1995
12-057-0100	Kenly	2909 N 66th St, Tampa, FL 33619; 27.970328, -82.380050	SPM	Pb	1	Every 6th Day	Hi-Vol	SOURCE	MIDDLE	SOURCE MONITORING		SU 4/1/2010
12-057-0109	East Bay	9849 Highway 41 S., Gibsonton, FL 33534; 27.854176,-82.383728	SLAMS	SO <sub>2</sub>	1	Continuous	Thermo 43i	SOURCE	NBH	SOURCE MONITORING		SU 11/13/1996; Relocated on existing property 01/2020



12-057-1035	Davis Island (Coast Guard Station)	155 Columbia Dr., Tampa, FL 33606; 27.928356, -82.454539	SLAMS	SO <sub>2</sub>	1	Continuous	Thermo 43iQ	POP EXP	NBH	FOR EFFECTIVENESS OF NEW REGULATIONS		SU 1/1/1974
			SLAMS	Ozone	1	Continuous	Thermo 49i	POP EXP	NBH	USED FOR AQI		SU 1/1/1973
			SLAMS	PM <sub>10</sub>	1	Continuous	Thermo 1405	POP EXP	NBH	NEEDED BY REGULATION/USED FOR AQI		SU 12/1/1985
12-057-1065	USMC Reserve Center	5121 Gandy Blvd, Tampa, FL 33611; 27.89222; -82.538611	SLAMS	Ozone	1	Continuous	Thermo 49iQ	POP EXP	NBH	NEEDED BY REGULATION	Update Sampler type from 49i to 49iQ	SU 1/19/2019
			SPM	PM <sub>2.5</sub>	3	Continuous	Thermo 1405	HI CONC	NBH	USED FOR AQI		SU 1/1/2004
12-057-1066	Gulf Coast Lead	1700 N. 66th St., Tampa, FL 33629; 27.960148, -82.381873	SLAMS	Pb	1	Every 6th Day	ANDERSEN 2000	SOURCE	MIDDLE	SOURCE MONITORING		SU 1/1/2009
			SLAMS	Pb	2	Every 12th Day	ANDERSEN 2000	SOURCE	MIDDLE	SOURCE MONITORING		SU 1/1/2009
12-057-1073	Patent Scaffolding	6811 E. 14th Avenue, Tampa, FL 33619; 27.96483, -82.37921	SPM	Pb	1	Every 6th Day	Tisch Hi-Vol	SOURCE	MIDDLE	SOURCE MONITORING		SU 1/1/2009
12-057-3002	Sydney (NCORE Site)	1167 N. Dover Rd., Dover, FL 33527; 27.965650, -82.230400	SLAMS	CO	2	Continuous	Thermo 48iQ-TLE	POP EXP	URBAN	NEEDED BY REGULATION		SU 10/1/2005; Trace level
			SLAMS	SO <sub>2</sub>	1	Continuous	Thermo 43i-TLE	POP EXP	URBAN	NEEDED BY REGULATION		SU 1/1/2004; Trace Level
			SLAMS	NO <sub>y</sub>	1	Continuous	Thermo 42i-Y	POP EXP	URBAN	NEEDED BY REGULATION		SU 1/1/2004
			SLAMS	Ozone	1	Continuous	Thermo 49i	POP EXP	URBAN	NEEDED BY REGULATION		SU 1/1/2004
			SLAMS	PM <sub>2.5</sub>	1	Every 3rd Day	Thermo 2025i	POP EXP	URBAN	NEEDED BY REGULATION		SU 1/1/2004
			SLAMS	PM <sub>2.5</sub>	2	Every 12th Day	Thermo 2025i	POP EXP	URBAN	QA COLLOCATION	Expected Shut Down March 2024	SU 1/26/2010; Collocated monitor
			SLAMS	PM <sub>2.5</sub>	3	Continuous	Thermo 5014i	POP EXP	URBAN	USED FOR AQI	SHUT DOWN	SU 2/14/2014; FEM, SD 1/30/2024
			SLAMS	PM <sub>2.5</sub>	3	Continuous	Teledyne T640X	POP EXP	URBAN	NEEDED BY REGULATION	ADD	SU 1/31/2024
			SLAMS	PM <sub>10</sub>	1	Continuous	Teledyne T640X	POP EXP	URBAN	NEEDED BY REGULATION	ADD	SU 1/31/2024
			SLAMS	PMCoarse	1	Continuous	Teledyne T640X	POP EXP	URBAN	NEEDED BY REGULATION	ADD	SU 1/31/2024
			SLAMS	PMCoarse	1	Every 3rd Day	Thermo 2025i	POP EXP	URBAN	NEEDED BY REGULATION	Expected Shut Down March 2024	SU 1/1/2004
			STN	EC/OC		Every 3rd Day	URG 3000N	POP EXP	URBAN	BASELINE MONITORING		SU 1/1/2007
			STN	SPEC. PM <sub>2.5</sub>		Every 3rd Day	MET One SASS	POP EXP	URBAN	TRENDS MONITORING		SU 1/1/2004
			NATTS	Toxics		Every 6th Day		POP EXP	URBAN	NEEDED BY REGULATION		SU 1/1/2004
	Meteorology		Continuous		POP EXP	URBAN	SUPPORT NCORE NETWORK		SU 1/1/2005			

Pinellas County												
AQS #	SITE NAME	ADDRESS/ COORDINATES	TYPE	POLLUTANT	POC	OPERATING SCHEDULE	SAMPLER	MONITORING OBJECTIVE	SPATIAL SCALE	STATEMENT OF PURPOSE	MODIFICATIONS	COMMENTS
12-103-0004	St. Petersburg College	2435 Sharkey Rd., Clearwater, FL 33765; 27.946688, -82.731767	SLAMS	Ozone	1	Continuous	Teledyne API T400	HI CONC	URBAN	NEEDED BY REGULATION		SU 7/1/1978
			SLAMS	PM <sub>2.5</sub>	1	Continuous	Teledyne T640	POP EXP	NBH	NEEDED BY REGULATION		SU 3/20/2019
12-103-0012	Woodlawn	1313 19th St. N., St. Petersburg, FL 33713; 27.784749, -82.659265	SLAMS	PM <sub>10</sub>	1	Continuous	eBAM Plus	HI CONC	NBH	SOURCE MONITORING		SU 1/1/2019; FEM
12-103-0018	Azalea Park	7200-22 Ave N., St. Petersburg, FL 33701; 27.785866, -82.739875	SLAMS	NO <sub>2</sub>	1	Continuous	Teledyne T500U	HI CONC/ POP EXP	NBH	COMM-WIDE MONITORING		SU 1/1/1978
			SLAMS	Ozone	1	Continuous	Teledyne API T400	POP EXP	NBH	USED FOR AQI		SU 4/6/1978
			SLAMS	PM <sub>10</sub>	2	Continuous	Teledyne T640X	POP EXP	NBH	NEEDED BY REGULATION		SU 1/1/2018; FEM
			SLAMS	PM <sub>2.5</sub>	3	Continuous	Teledyne T640X	POP EXP	NBH	NEEDED BY REGULATION		SU 1/1/2018; FEM
			NON-REG	Toxics		Every 6th Day		POP EXP	NBH	BASELINE MONITORING		SU 1/1/2001
12-103-0023	Derby Lane	10100 San Martin Rd., St. Petersburg, FL 33702; 27.863635, -82.623153	SLAMS	SO <sub>2</sub>	1	Continuous	Thermo 43i	POP EXP	NBH	TRENDS MONITORING		SU 1/14/1979
12-103-0026	Skyview	8601 60th Street N., Pinellas Park, FL 33702; 27.850041, -82.714590	NATTS	BC	1	Continuous	Teledyne API 633	POP EXP	NBH	BASELINE MONITORING		SU 5/20/2016
			NATTS	Toxics		Every 6th Day		POP EXP	NBH	BASELINE MONITORING		SU 05/20/2016
12-103-0027	Sawgrass Lake Park	6853 25th Street N., St. Petersburg, FL 33702; 27.834409, -82.665251	SLAMS	CO	1	Continuous	Teledyne T300U	SOURCE	MICRO	SUPPORT NEAR-ROAD		SU 5/20/2016
			SLAMS	NO <sub>2</sub>	1	Continuous	Teledyne T500U	SOURCE	MICRO	NEEDED BY REGULATION		SU 05/20/2016; Near-road Site
			SPM	BC	1	Continuous	Teledyne API 633	SOURCE	MICRO	SUPPORT NEAR-ROAD		SU 05/20/2016
12-103-0028	St. Pete Midtown EJ Site	1323 21st Street South, St. Petersburg, FL 33712; 27.75704, -82.66118	SLAMS	Ozone	1	Continuous	Teledyne API T400	SOURCE		POPULATION EXPOSURE	ADD, New EJ Site	Start Up Expected
			SLAMS	PM <sub>2.5</sub>	1	Continuous	Teledyne T640X	SOURCE		POPULATION EXPOSURE	ADD, New EJ Site	Start Up Expected
			SLAMS	PM <sub>10</sub>	1	Continuous	Teledyne T640X	SOURCE		POPULATION EXPOSURE	ADD, New EJ Site	Start Up Expected
12-103-3004	County Motorpool	1301 Ulmerton Rd., Largo, FL 33771; 27.895856, -82.774546	SLAMS	PM <sub>10</sub>	3	Continuous	eBAM Plus	HI CONC	MIDDLE	TRENDS MONITORING		SU 1/1/2019
12-103-5002	John Chesnut Sr. Park - East Lake	2200 East Lake Rd., Palm Harbor, FL 34685; 28.090299, -82.700707	SLAMS	Ozone	1	Continuous	Teledyne API T400	POP EXP	URBAN	USED FOR AQI		SU 1/1/1977
			SPM	PM <sub>2.5</sub>	3	Continuous	Thermo 1405	POP EXP	NBH	USED FOR AQI	Replace 1405 with T640, change SPM to SLAMS	SU 9/5/2007
12-103-5003	Oakwood	40671 US 19 N., Tarpon Springs, FL 34689; 28.141667, -82.739722	SLAMS	SO <sub>2</sub>	1	Continuous	Thermo 43i	SOURCE	NBH	TRENDS MONITORING		SU 9/18/1998

**METROPOLITAN STATISTICAL AREA: JACKSONVILLE (BAKER, CLAY, DUVAL, NASSAU AND ST. JOHNS COUNTIES)**

**Baker County**

AQS #	SITE NAME	ADDRESS/ COORDINATES	TYPE	POLLUTANT	POC	OPERATING SCHEDULE	SAMPLER	MONITORING OBJECTIVE	SPATIAL SCALE	STATEMENT OF PURPOSE	MODIFICATIONS	COMMENTS
12-003-0002	Osceola National Forest - Olustee Ranger Station	Hwy 90, Olustee, Forest Service Office, Sanderson, FL 32087; 30.201111, -82.441111	SPM	Ozone	1	Continuous	Thermo 49i	POP EXP/ GEN BKGD	URBAN	REGIONAL BACKGROUND		SU 1/1/1996
			SPM	PM2.5	3	Continuous	Thermo 1405	POP EXP	NBH	REGIONAL BACKGROUND		SU 02/2020

**Duval County**

AQS #	SITE NAME	ADDRESS/ COORDINATES	TYPE	POLLUTANT	POC	OPERATING SCHEDULE	SAMPLER	MONITORING OBJECTIVE	SPATIAL SCALE	STATEMENT OF PURPOSE	MODIFICATIONS	COMMENTS
12-031-0032	Kooker Park	2900 Bennett St., Jacksonville, FL 32206; 30.355856, -81.635581	SLAMS	SO <sub>2</sub>	1	Continuous	Thermo 43i	HI CONC	NBH	TRENDS MONITORING		SU 1/1/1974
			SLAMS	NO <sub>2</sub>	2	Continuous	Teledyne T500U	HI CONC	NBH	COMM-WIDE MONITORING	42i replaced with a T500U	SU 1/6/1975
			SLAMS	PM <sub>10</sub>	1	Continuous	T640X	HI COMC	NBH	NEEDED BY REGULATION		SU 10/1/2023
			SLAMS	PM <sub>2.5</sub>	3	Continuous	T640X	POP EXP	NBH	COMM RESPONSE		SU 10/1/2023
12-031-0077	Sheffield Elementary	13333 Lanier Rd., Jacksonville, FL 32226; 30.477275, -81.587167	SLAMS	Ozone	1	Continuous	Thermo 49i	POP EXP	NBH	NEEDED BY REGULATION		SU 1/1/1979; T400U install expected in 2024
			SPM	PM <sub>2.5</sub>	3	Continuous	Thermo 1405	POP EXP	NBH	USED FOR AQI		SU 9/1/2008
12-031-0098	Mandarin Rd	14932 Mandarin Rd, Jacksonville, FL 32223; 30.135869, -81.634094	SLAMS	PM <sub>2.5</sub>	3	Continuous	Teledyne T640X	POP EXP	NBH	NEEDED BY REGULATION		SU 9/01/2019; FEM
			SLAMS	PM <sub>10</sub>	1	Continuous	Teledyne T640X	POP EXP	NBH	NEEDED BY REGULATION		SU 6/1/2019; FEM
12-031-0099	Sunny Acres	9429 Merrill Rd., Jacksonville, FL 32225; 30.354614, -81.547789	SLAMS	PM <sub>2.5</sub>	3	Continuous	Teledyne T640	POP EXP	NBH	NEEDED BY REGULATION		SU 01/2023
12-031-0100	Mayo Clinic	13600 William Davis Pkwy, Jacksonville, FL 32224; 30.260420, -81.453341	SLAMS	Ozone	1	Continuous	Thermo 49i	HI CONC	NBH	NEEDED BY REGULATION		SU 9/1/2002, Teledyne T400U expected SU 04/2024. New shelter install expected 04/2024
			SPM	PM <sub>2.5</sub>	3	Continuous	Thermo 1405	POP EXP	URBAN	USED FOR AQI		SU 1/1/2004
12-031-0106	Cisco Drive	4770 Cisco Dr., Jacksonville, FL 32219; 30.378217, -81.840900	SPM	Ozone	1	Continuous	Thermo 49i	REGIONAL TRANSPORT	URBAN	USED FOR AQI		SU 9/28/2009; T400U install expected in 2024
12-031-0108	Pepsi Place	5895 Pepsi Place, Jacksonville, FL 32319; 30.262730, -81.606826	SLAMS	CO	1	Continuous	Thermo 48i	SOURCE	MIDDLE	NEEDED BY REGULATION		SU 1/1/2014; T300 install expected in 2024
			SLAMS	NO <sub>2</sub>	1	Continuous	Teledyne T500U	SOURCE	MIDDLE	NEEDED BY REGULATION	42i replaced with a T500U on 8/1/2023	SU 1/1/2014; Near-road Site
			SLAMS	PM <sub>2.5</sub>	3	Continuous	Teledyne T640	HI CONC	MIDDLE	NEEDED BY REGULATION		SU 8/01/2019; FEM

**Nassau County**

AQS #	SITE NAME	ADDRESS/ COORDINATES	TYPE	POLLUTANT	POC	OPERATING SCHEDULE	SAMPLER	MONITORING OBJECTIVE	SPATIAL SCALE	STATEMENT OF PURPOSE	MODIFICATIONS	COMMENTS
12-089-0005	Fernandina Beach Waste Water Treatment Plant (FBWWTP)	1007 S 5th St, Fernandina Beach, FL 32304; 30.658552, -81.463168	SLAMS	SO <sub>2</sub>	1	Continuous	Thermo 43i	HI CONC	NBH	NEEDED BY REGULATION		SU 1/1/1976

METROPOLITAN STATISTICAL AREA: ORLANDO - KISSIMEE (LAKE, ORANGE, OSCEOLA AND SEMINOLE COUNTIES)												
Lake County												
AQS #	SITE NAME	ADDRESS/ COORDINATES	TYPE	POLLUTANT	POC	OPERATING SCHEDULE	SAMPLER	MONITORING OBJECTIVE	SPATIAL SCALE	STATEMENT OF PURPOSE	MODIFICATIONS	COMMENTS
12-069-0002	Clermont	1901 Johns Lake Rd., Clermont, FL 34711; 28.523889, -81.723333	SLAMS	Ozone	1	Continuous	Thermo 49i	POP EXP	NBH	MONITORING EXT COUNTY OF LARGE MET STAT AREA		SU 6/1/2000
Orange County												
AQS #	SITE NAME	ADDRESS/ COORDINATES	TYPE	POLLUTANT	POC	OPERATING SCHEDULE	SAMPLER	MONITORING OBJECTIVE	SPATIAL SCALE	STATEMENT OF PURPOSE	MODIFICATIONS	COMMENTS
12-095-0009	I-4 Near Road	525 S. Division Ave, Orlando, FL 32805; 28.534930, -81.384247	SLAMS	CO	1	Continuous	Thermo 48iQ	SOURCE	MIDDLE	NEEDED BY REGULATION		SU 7/1/2016; Near-road Site; Temporarily Closed. SU EXPECTED 07/2024
			SLAMS	NO <sub>2</sub>	1	Continuous	Thermo T500U	SOURCE	MIDDLE	NEEDED BY REGULATION		SU 7/1/2016; Near-road Site; Temporarily Closed. SU EXPECTED 07/2024
			SLAMS	PM <sub>2.5</sub>	3	Continuous	Teledyne T640	SOURCE	MIDDLE	NEEDED BY REGULATION		SU 7/1/2016; Near-road Site; Temporarily Closed. SU EXPECTED 07/2024
12-095-0010	Skyview Drive	7697 S. Orange Blossom Trail, Orlando, FL 32809; 28.453167, -81.397139	SLAMS	Ozone	1	Continuous	Thermo 49i	POP EXP	NBH	NEEDED BY REGULATION		SU 3/5/2020
12-095-0011	Presidents Drive Near Road	8100 Presidents Drive, Orlando, FL 32809; 28.26468, -81.25028	SLAMS	NO <sub>2</sub>	1	Continuous	Thermo 42iQ	SOURCE	MICRO	NEEDED BY REGULATION		SU EXPECTED 07/2024
			SLAMS	CO	1	Continuous	Thermo 48iQ	SOURCE	MICRO	NEEDED BY REGULATION		SU EXPECTED 07/2024
			SLAMS	PM <sub>2.5</sub>	3	Continuous	Teledyne T640	SOURCE	MICRO	NEEDED BY REGULATION		SU EXPECTED 07/2024
12-095-2002	Winter Park	466 Harper St., Winter Park, FL 32789; 28.595026, -81.3638414	SPM	CO	1	Continuous	Thermo 48iQ	POP EXP	NBH	TRENDS MONITORING		SU 3/23/1978; Relocated on existing property 12/2021
			SLAMS	SO <sub>2</sub>	1	Continuous	Thermo 43i	HI CONC	NBH	FOR EFFECTIVENESS OF NEW REGULATIONS		SU 1/1/1976; Relocated on existing property 12/2021
			SLAMS	NO <sub>2</sub>	1	Continuous	Thermo 42i	POP EXP	URBAN	COMM-WIDE MONITORING		SU 1/1/1981; Relocated on existing property 12/2021
			SLAMS	Ozone	1	Continuous	Thermo 49i	HI CONC	NBH	NEEDED BY REGULATION		SU 1/1/1976; Relocated on existing property 12/2021
			SLAMS	PM <sub>10</sub>	1	Continuous	Teledyne T640X	POP EXP	NBH	NEEDED BY REGULATION		SU 1/24/2015; Relocated on existing property 12/2021
			SLAMS	PM <sub>2.5</sub>	3	Continuous	Teledyne T640X	POP EXP	NBH	NEEDED BY REGULATION		SU 10/1/2016; FEM; Relocated on existing property 12/2021
Osceola County												
AQS #	SITE NAME	ADDRESS/ COORDINATES	TYPE	POLLUTANT	POC	OPERATING SCHEDULE	SAMPLER	MONITORING OBJECTIVE	SPATIAL SCALE	STATEMENT OF PURPOSE	MODIFICATIONS	COMMENTS
12-097-2002	Osceola Co. Fire Station - Four Corners	8706 W Irlo Bronson Memorial Hwy (SR 192), Kissimmee, FL 34747; 28.347509, -81.636464	SLAMS	Ozone	1	Continuous	Thermo 49i	HI CONC	URBAN	URBAN SPRAWL		SU 9/1/1993
Seminole County												
AQS #	SITE NAME	ADDRESS/ COORDINATES	TYPE	POLLUTANT	POC	OPERATING SCHEDULE	SAMPLER	MONITORING OBJECTIVE	SPATIAL SCALE	STATEMENT OF PURPOSE	MODIFICATIONS	COMMENTS
12-117-1002	Sanford	284-300 Broadmoor Rd., Lake Mary, FL 32773; 28.746111, -81.310556	SLAMS	Ozone	1	Continuous	Thermo 49i	HI CONC	URBAN	MONITORING EXT COUNTY OF LARGE MET STAT AREA		SU 1/1/1980
			SLAMS	PM <sub>10</sub>	3	Continuous	Thermo 1405	POP EXP	NBH	NEEDED BY REGULATION		SU 12/22/2000
			SLAMS	PM <sub>2.5</sub>	1	Every 12th Day	Thermo 2025i	POP EXP	NBH	MONITORING EXT COUNTY OF LARGE MET STAT AREA		SU 1/7/1999; Collocated monitor
			SLAMS	PM <sub>2.5</sub>	4	Continuous	Teledyne T640	POP EXP	NBH	NEEDED BY REGULATION		SU 1/1/2018; FEM

METROPOLITAN STATISTICAL AREA: NORTH PORT-BRADENTON -SARASOTA (MANATEE AND SARASOTA COUNTIES)												
Manatee County												
AQS #	SITE NAME	ADDRESS/ COORDINATES	TYPE	POLLUTANT	POC	OPERATING SCHEDULE	SAMPLER	MONITORING OBJECTIVE	SPATIAL SCALE	STATEMENT OF PURPOSE	MODIFICATIONS	COMMENTS
12-081-3002	Port Manatee	1801 Piney Point Rd., Palmetto, FL 34221; 27.637890, -82.547480	SLAMS	Ozone	1	Continuous	2B Tech 211	HI CONC	NBH	NEEDED BY REGULATION		SU 4/1/1992; SD 5/31/2008; SU 6/10/2009
12-081-4012	GT Bray Park	5502 33rd Ave Drive W., Bradenton, FL 34209; 27.475190, -82.618180	SPM	Ozone	1	Continuous	2B Tech 211	POP EXP	NBH	USED FOR AQI		SU 02/01/1999; SU 12/31/2020
12-081-4013	39th Street Park	5511 39th St. East, Bradenton, FL 34203; 27.442780, -82.513120	SPM	Ozone	1	Continuous	2B Tech 211	POP EXP	NBH	USED FOR AQI		SU 1/1999; SD 3/31/2008; SU 1/20/2010
12-081-0028	Port Manatee DEP	1801 Piney Point Rd., Palmetto, FL 34221; 27.637890, -82.547480	SLAMS	SO <sub>2</sub>	1	Continuous	Thermo 43i	SOURCE	NBH	NEEDED BY REGULATION		SU 11/5/2013
Sarasota County												
AQS #	SITE NAME	ADDRESS/ COORDINATES	TYPE	POLLUTANT	POC	OPERATING SCHEDULE	SAMPLER	MONITORING OBJECTIVE	SPATIAL SCALE	STATEMENT OF PURPOSE	MODIFICATIONS	COMMENTS
12-115-0013	Bee Ridge Park	4430 S. Lockwood Ridge Rd., Sarasota, FL 34231; 27.290556, -82.507222	SLAMS	PM <sub>2.5</sub>	3	Continuous	Teledyne T640	POP EXP	NBH	NEEDED BY REGULATION		SU 1/1/2018; FEM
12-115-1005	Lido Park	190 Taft Dr., Sarasota, FL 34236; 27.309995, -82.569689	SLAMS	Ozone	1	Continuous	Thermo 49i	HI CONC	URBAN	NEEDED BY REGULATION		SU 9/5/1989
12-115-1006	Paw Park	4570 17th St., Sarasota, FL 34235; 27.350278, -82.479722	SLAMS	Ozone	1	Continuous	Teledyne T400	POP EXP	NBH	USED FOR AQI		SU 10/1/1999
			SLAMS	PM <sub>10</sub>	1	Continuous	Thermo 1405	POP EXP	NBH	NEEDED BY REGULATION		SU 9/19/2003; FEM
12-115-2002	Jackson Road	250 S. Jackson Rd., Venice, FL 34292; 27.089194, -82.362583	SPM	Ozone	1	Continuous	Thermo 49i	POP EXP	NBH	USED FOR AQI		SU 9/1/2003
			SPM	PM <sub>2.5</sub>	3	Continuous	Thermo 1405	POP EXP	NBH	TRENDS MONITORING		SU 4/1/2009
METROPOLITAN STATISTICAL AREA: CAPE CORAL - FORT MYERS (LEE COUNTY)												
Lee County												
AQS #	SITE NAME	ADDRESS/ COORDINATES	TYPE	POLLUTANT	POC	OPERATING SCHEDULE	SAMPLER	MONITORING OBJECTIVE	SPATIAL SCALE	STATEMENT OF PURPOSE	MODIFICATIONS	COMMENTS
12-071-0005	Winkler Pump Station	1403 Princeton St., Ft. Myers, FL 33901; 26.602016, -81.877908	SLAMS	PM <sub>2.5</sub>	3	Continuous	Teledyne T640X	POP EXP	NBH	NEEDED BY REGULATION		SU 01/01/2018, Temporary shut-down due to shelter damage. SU Expected 7/2024
			SLAMS	PM <sub>10</sub>	3	Continuous	Teledyne T640X	POP EXP	NBH	NEEDED BY REGULATION		SU 02/22/2001, Temporary shut-down due to shelter damage. SU Expected 7/2024
			SLAMS	PM <sub>2.5</sub>	4	Continuous	Teledyne T640X	POP EXP	NBH	QA COLLOCATION		Collocated SU 07/2021 , Temporary shut-down due to shelter damage. SU Expected 7/2024
			SLAMS	PM <sub>10</sub>	4	Continuous	Teledyne T640X	POP EXP	NBH	QA COLLOCATION		Collocated SU 07/2021 , Temporary shut-down due to shelter damage. SU Expected 7/2024
			SLAMS	Ozone	2	Continuous	49i	POP EXP	NBH	NEEDED BY REGULATION		SU 05/2021 , Temporary shut-down due to shelter damage. SU Expected 7/2024
12-071-2002	Rotary Park	5505 Rose Garden Rd., Cape Coral, FL 33914; 26.548212, -81.981523	SLAMS	Ozone	1	Continuous	Thermo 49i	HI CONC	URBAN	USED FOR MAPPING		SU 5/7/2001
METROPOLITAN STATISTICAL AREA: LAKELAND -WINTER HAVEN (POLK COUNTY)												
Polk County												
AQS #	SITE NAME	ADDRESS/ COORDINATES	TYPE	POLLUTANT	POC	OPERATING SCHEDULE	SAMPLER	MONITORING OBJECTIVE	SPATIAL SCALE	STATEMENT OF PURPOSE	MODIFICATIONS	COMMENTS
12-105-6005	Sikes Elementary School	2727 Shepard Rd., Lakeland, FL 33811; 27.939746, -82.000084	SLAMS	SO <sub>2</sub>	1	Continuous	Thermo 43i	HI CONC	URBAN	NEEDED BY REGULATION		SU 9/16/2013
			SLAMS	Ozone	1	Continuous	Thermo 49i	HI CONC	URBAN	NEEDED BY REGULATION		SU 6/18/1992
12-105-6006	Baptist Children's Home	1015 Sikes Blvd, Lakeland, FL 33815; 28.028889, -81.972222	SLAMS	Ozone	1	Continuous	Thermo 49i	HI CONC	NBH	NEEDED BY REGULATION		SU 6/17/1992
			SLAMS	PM <sub>10</sub>	3	Continuous	Thermo 1405	POP EXP	NBH	NEEDED BY REGULATION		SU 10/23/2007
			SLAMS	PM <sub>2.5</sub>	3	Continuous	Teledyne T640	POP EXP	NBH	NEEDED BY REGULATION		SU 1/1/2018; FEM

METROPOLITAN STATISTICAL AREA: DELTONA - DAYTONA BEACH - ORMOND BEACH (FLAGLER AND VOLUSIA COUNTIES)												
Flagler County												
AQS #	SITE NAME	ADDRESS/ COORDINATES	TYPE	POLLUTANT	POC	OPERATING SCHEDULE	SAMPLER	MONITORING OBJECTIVE	SPATIAL SCALE	STATEMENT OF PURPOSE	MODIFICATIONS	COMMENTS
12-035-0004	Flagler	208 Sawgrass Rd, Bunnell, FL 32110; 29.489083, -81.276833	SLAMS	Ozone	1	Continuous	Thermo 49i	POP EXP	NBH	USED FOR AQI/ASSIST IN FORECASTING		SU 8/25/2011
Volusia County												
AQS #	SITE NAME	ADDRESS/ COORDINATES	TYPE	POLLUTANT	POC	OPERATING SCHEDULE	SAMPLER	MONITORING OBJECTIVE	SPATIAL SCALE	STATEMENT OF PURPOSE	MODIFICATIONS	COMMENTS
12-127-5002	Daytona - Blind Services	1185-A Dunn Ave, Daytona Beach, FL 32114; 29.206667, -81.052500	SLAMS	Ozone	1	Continuous	Thermo 49i	HI CONC	URBAN	NEEDED BY REGULATION		SU 1/1/1992
			SLAMS	PM <sub>10</sub>	2	Continuous	Teledyne T640X	POP EXP	NBH	NEEDED BY REGULATION		SU 6/26/1998
			SLAMS	PM <sub>2.5</sub>	3	Continuous	Teledyne T640X	POP EXP	URBAN	NEEDED BY REGULATION		SU 1/1/2018
METROPOLITAN STATISTICAL AREA: PALM BAY - MELBOURNE - TITUSVILLE (BREVARD COUNTY)												
Brevard County												
AQS #	SITE NAME	ADDRESS/ COORDINATES	TYPE	POLLUTANT	POC	OPERATING SCHEDULE	SAMPLER	MONITORING OBJECTIVE	SPATIAL SCALE	STATEMENT OF PURPOSE	MODIFICATIONS	COMMENTS
12-009-0007	Melbourne	401 West Florida Ave, Melbourne, FL 32901; 28.053681, -80.629656	SLAMS	Ozone	1	Continuous	Thermo 49i	POP EXP	NBH	NEEDED BY REGULATION		SU 3/1/2000
			SLAMS	PM <sub>10</sub>	3	Continuous	Teledyne T640X	POP EXP	NBH	NEEDED BY REGULATION		SU 7/9/2019; FEM
			SLAMS	PM <sub>2.5</sub>	3	Continuous	Teledyne T640X	POP EXP	NBH	NEEDED BY REGULATION		SU 7/9/2019; FEM
12-009-4001	Cocoa Beach	400 S. 4th St., Cocoa Beach, FL 32931; 28.310841, -80.615330	SLAMS	Ozone	1	Continuous	Thermo 49i	HI CONC	NBH	NEEDED BY REGULATION		SU 9/18/1988
METROPOLITAN STATISTICAL AREA: PENSACOLA - FERRY PASS - BRENT (ESCAMBIA AND SANTA ROSA COUNTIES)												
Escambia County												
AQS #	SITE NAME	ADDRESS/ COORDINATES	TYPE	POLLUTANT	POC	OPERATING SCHEDULE	SAMPLER	MONITORING OBJECTIVE	SPATIAL SCALE	STATEMENT OF PURPOSE	MODIFICATIONS	COMMENTS
12-033-0004	Ellyson Industrial Park	Ellyson Industrial Park at Copter Rd., Pensacola, FL 32514; 30.525367, -87.203550	SLAMS	SO <sub>2</sub>	1	Continuous	Thermo 43i	POP EXP	NBH	FOR EFFECTIVENESS OF NEW REGULATIONS		SU 1/1/1976
			SLAMS	Ozone	1	Continuous	Thermo 49i	POP EXP	NBH	NEEDED BY REGULATION		SU 1/1/1975
			SLAMS	PM <sub>2.5</sub>	3	Continuous	Teledyne T640X	HI CONC	NBH	NEEDED BY REGULATION		SU 2/3/2021
			SLAMS	PM <sub>10</sub>	3	Continuous	Teledyne T640X	HI CONC	NBH	NEEDED BY REGULATION		SU 2/3/2021
12-033-0018	Pensacola NAS	21 Cunningham St., Pensacola, FL 32508; 30.368050, -87.270967	SLAMS	Ozone	1	Continuous	Thermo 49i	HI CONC	NBH	NEEDED BY REGULATION		SU 10/21/1980
Santa Rosa County												
AQS #	SITE NAME	ADDRESS/ COORDINATES	TYPE	POLLUTANT	POC	OPERATING SCHEDULE	SAMPLER	MONITORING OBJECTIVE	SPATIAL SCALE	STATEMENT OF PURPOSE	MODIFICATIONS	COMMENTS
12-113-0015	Woodlawn Beach Middle School	1500 Woodlawn Way, Gulf Breeze, FL 32563; 30.394133, -87.008033	SLAMS	Ozone	1	Continuous	Thermo 49i	POP EXP	NBH	USE FOR AQI		SU 3/9/2005
			SPM	PM <sub>2.5</sub>	3	Continuous	Thermo 1405	POP EXP	NBH	USE FOR AQI		SU 2/19/2008
METROPOLITAN STATISTICAL AREA: PORT ST. LUCIE - FT PIERCE (MARTIN AND ST LUCIE COUNTIES)												
Martin County												
AQS #	SITE NAME	ADDRESS/ COORDINATES	TYPE	POLLUTANT	POC	OPERATING SCHEDULE	SAMPLER	MONITORING OBJECTIVE	SPATIAL SCALE	STATEMENT OF PURPOSE	MODIFICATIONS	COMMENTS
12-085-0007	Stuart	950 SE Monterey Rd., Stuart, FL 34994; 27.172458, -80.240689	SLAMS	Ozone	1	Continuous	Thermo 49i	POP EXP	NBH	NEEDED BY REGULATION		SU 6/11/2010
			SLAMS	PM <sub>2.5</sub>	3	Continuous	Teledyne T640X	HI CONC	NBH	NEEDED BY REGULATION		SU 12/15/2022
			SLAMS	PM <sub>10</sub>	3	Continuous	Teledyne T640X	HI CONC	NBH	NEEDED BY REGULATION		SU 12/15/2022
St. Lucie County												
AQS #	SITE NAME	ADDRESS/ COORDINATES	TYPE	POLLUTANT	POC	OPERATING SCHEDULE	SAMPLER	MONITORING OBJECTIVE	SPATIAL SCALE	STATEMENT OF PURPOSE	MODIFICATIONS	COMMENTS
12-111-0013	Savannas	1420 E Midway Rd., Ft. Pierce, FL 34981; 27.389079, -80.311033	SLAMS	Ozone	1	Continuous	Thermo 49i	HI CONC	URBAN	USED FOR AQI		SU 2/24/2011

METROPOLITAN AREA: TALLAHASSEE (LEON, JEFFERSON AND WAKULLA COUNTIES)												
Leon County												
AQS #	SITE NAME	ADDRESS/ COORDINATES	TYPE	POLLUTANT	POC	OPERATING SCHEDULE	SAMPLER	MONITORING OBJECTIVE	SPATIAL SCALE	STATEMENT OF PURPOSE	MODIFICATIONS	COMMENTS
12-073-0012	Tallahassee Community College	110 Century Park Circle W., Tallahassee, FL 32304; 30.439722, -84.346389	SLAMS	Ozone	1	Continuous	Thermo 49iQ	HI CONC	NBH	NEEDED BY REGULATION		SU 6/13/1998
			SLAMS	PM <sub>2.5</sub>	1	Every 3rd Day	Thermo 2025i	POP EXP	NBH	NEEDED BY REGULATION		SU 1/1/1999
			SLAMS	PM <sub>2.5</sub>	2	Every 12th Day	Thermo 2025i	POP EXP	NBH	QA COLLOCATION		SU 10/1/2004; Collocated monitor
			SPM	PM <sub>2.5</sub>	3	Continuous	Thermo 1405	POP EXP	NBH	NEEDED BY REGULATION	SHUT DOWN 7/18/2023	SU 7/14/2003
			SLAMS	PM <sub>2.5</sub>	4	Every 12th Day	Thermo 2025i	POP EXP	NBH	QA COLLOCATION	ADD	SU 7/1/2023
			SLAMS	PM <sub>2.5</sub>	3	Continuous	Teledyne T640	POP EXP	NBH	NEEDED BY REGULATION	ADD	SU 7/1/2023
			STN	EC/OC		Every 6th Day	URG 3000N	POP EXP	URBAN	BASELINE MONITORING		SU 10/4/2009
			STN	SPEC. PM <sub>2.5</sub>		Every 6th Day	METONE SASS	POP EXP	URBAN	TRENDS MONITORING		SU 10/4/2009
	Meteorology		Continuous		POP EXP	URBAN	SUPPORT SASS NETWORK		SU 6/13/1998			
Wakulla County												
AQS #	SITE NAME	ADDRESS/ COORDINATES	TYPE	POLLUTANT	POC	OPERATING SCHEDULE	SAMPLER	MONITORING OBJECTIVE	SPATIAL SCALE	STATEMENT OF PURPOSE	MODIFICATIONS	COMMENTS
12-129-0001	St. Marks Wildlife Refuge (NCore Site)	County Rd. 59, St. Marks, FL 32355; 30.092500, -84.161111	SLAMS	CO	1	Continuous	Teledyne T300U	BKGD	URBAN	RURAL NCORE		SU 4/27/2015; Trace Level
			SLAMS	SO <sub>2</sub>	3	Continuous	Teledyne T100U	BKGD	URBAN	RURAL NCORE		SU 1/1/2015; Trace Level
			SLAMS	NO <sub>y</sub>	1	Continuous	Teledyne T200U	BKGD	URBAN	RURAL NCORE		SU 1/1/2015
			SLAMS	Ozone	1	Continuous	Thermo 49i	REGIONAL TRANSPORT	URBAN	NEEDED BY REGULATION		SU 4/13/2001
			SPM	PM <sub>2.5</sub>	3	Continuous	Thermo 1405	BKGD	URBAN	RURAL NCORE		SU 1/1/2015
	Meteorology		Continuous		BKGD	URBAN	SUPPORT NCORE NETWORK		SU 4/13/2001			
METROPOLITAN STATISTICAL AREA: NAPLES - MARCO ISLAND (COLLIER COUNTY)												
Collier County												
AQS #	SITE NAME	ADDRESS/ COORDINATES	TYPE	POLLUTANT	POC	OPERATING SCHEDULE	SAMPLER	MONITORING OBJECTIVE	SPATIAL SCALE	STATEMENT OF PURPOSE	MODIFICATIONS	COMMENTS
12-021-0004	Laurel Oak Elementary	7800 Immokalee Rd., Naples, FL 34119; 26.270083, -81.710959	SLAMS	Ozone	1	Continuous	Thermo 49i	POP EXP	URBAN	MONITORING GROWTH IMPACT		SU 9/26/2001
			SPM	PM <sub>2.5</sub>	3	Continuous	Thermo 1405	POP EXP	URBAN	MONITORING GROWTH IMPACT		SU 3/2/2005
METROPOLITAN STATISTICAL AREA: OCALA (MARION COUNTY)												
Marion County												
AQS #	SITE NAME	ADDRESS/ COORDINATES	TYPE	POLLUTANT	POC	OPERATING SCHEDULE	SAMPLER	MONITORING OBJECTIVE	SPATIAL SCALE	STATEMENT OF PURPOSE	MODIFICATIONS	COMMENTS
12-083-0003	Ocala - YMCA	3200 SE 17th St., Ocala, FL 34471; 29.170533, -82.100646	SLAMS	Ozone	1	Continuous	Thermo 49i	HI CONC/ UPWIND BKGD	NBH	MONITORING GROWTH IMPACT		SU 5/27/1998
			SPM	PM <sub>2.5</sub>	3	Continuous	Thermo 1405	POP EXP	NBH	USED FOR AQI		SU 11/27/2007
12-083-0004	Marion County Sheriff	692 NW 30th Ave, Ocala, FL 34475; 29.192754, -82.173149	SLAMS	Ozone	1	Continuous	Thermo 49i	POP EXP	NBH	NEEDED BY REGULATION		SU 11/8/2000
METROPOLITAN STATISTICAL AREA: GAINESVILLE (ALACHUA, GILCHRIST, AND LEVY COUNTY)												
Alachua County												
AQS #	SITE NAME	ADDRESS/ COORDINATES	TYPE	POLLUTANT	POC	OPERATING SCHEDULE	SAMPLER	MONITORING OBJECTIVE	SPATIAL SCALE	STATEMENT OF PURPOSE	MODIFICATIONS	COMMENTS
12-001-3012	Paynes Prairie Farm	9300 CR 234, Micanopy, FL 32667; 29.56615, -82.266066	SLAMS	Ozone	1	Continuous	Thermo 49i	HI CONC	URBAN	NEEDED BY REGULATION		SU 12/17/2016
			SLAMS	PM <sub>2.5</sub>	3	Continuous	Teledyne T640	POP EXP	NBH	NEEDED BY REGULATION		SU 1/1/2019; FEM
			SLAMS	PM <sub>2.5</sub>	4	Continuous	Teledyne T640	POP EXP	NBH	QA COLLOCATION		SU 1/1/2019; FEM; Collocated Monitor
METROPOLITAN STATISTICAL AREA: CRESTVIEW - FORT WALTON BEACH - DESTIN (OKALOOSA COUNTY)												
Okaloosa County												
AQS #	SITE NAME	ADDRESS/ COORDINATES	TYPE	POLLUTANT	POC	OPERATING SCHEDULE	SAMPLER	MONITORING OBJECTIVE	SPATIAL SCALE	STATEMENT OF PURPOSE	MODIFICATIONS	COMMENTS
12-091-0003	Fort Walton Beach Stillwell Park	710 Essex Road, Fort Walton Beach, FL 32548 ; 30.442997, -86.609662	SLAMS	Ozone	1	Continuous	Thermo 49i	POP EXP	URBAN	NEEDED BY REGULATION		SU 5/2023
			SLAMS	PM <sub>10</sub>	3	Continuous	Thermo 1405	POP EXP	URBAN	USED FOR AQI		SU 5/2023
METROPOLITAN STATISTICAL AREA: PANAMA CITY - PANAMA CITY BEACH (BAY AND WASHINGTON COUNTY)												
Bay County												

AQS #	SITE NAME	ADDRESS/ COORDINATES	TYPE	POLLUTANT	POC	OPERATING SCHEDULE	SAMPLER	MONITORING OBJECTIVE	SPATIAL SCALE	STATEMENT OF PURPOSE	MODIFICATIONS	COMMENTS
12-005-0006	St. Andrews State Park	4607 State Park Lane, Panama City, FL 32408; 30.130433, -85.731517	SLAMS	Ozone	1	Continuous	Thermo 49i	HI CONC	NBH	NEEDED BY REGULATION		SU 7/13/2000
			SPM	PM <sub>2.5</sub>	1	Continuous	Thermo 1405	POP EXP	NBH	USED FOR AQI		SU 2/27/2009
<b>METROPOLITAN STATISTICAL AREA - SEBRING (HIGHLANDS COUNTY)</b>												
<b>Highlands County</b>												
AQS #	SITE NAME	ADDRESS/ COORDINATES	TYPE	POLLUTANT	POC	OPERATING SCHEDULE	SAMPLER	MONITORING OBJECTIVE	SPATIAL SCALE	STATEMENT OF PURPOSE	MODIFICATIONS	COMMENTS
12-055-0003	Archbold Biological Station	123 Main Dr., Venus, FL 33960; 27.189215, -81.340350	SPM	Ozone	1	Continuous	Thermo 49i	HI CONC/ GEN BKGD	REGIONAL	REGIONAL BACKGROUND		SU 6/14/2001
<b>MICROPOLITAN STATISTICAL AREA: PALATKA (PUTNAM COUNTY)</b>												
<b>Putnam County</b>												
AQS #	SITE NAME	ADDRESS/ COORDINATES	TYPE	POLLUTANT	POC	OPERATING SCHEDULE	SAMPLER	MONITORING OBJECTIVE	SPATIAL SCALE	STATEMENT OF PURPOSE	MODIFICATIONS	COMMENTS
12-107-1008	Palatka Barge Port	188 Comfort Rd., Palatka, FL 32177; 29.687748, -81.656509	SLAMS	SO <sub>2</sub>	1	Continuous	Thermo 43i	SOURCE	NBH	SOURCE MONITORING		SU 8/15/1991
			SLAMS	PM <sub>10</sub>	3	Continuous	Thermo 1405	POP EXP/ SOURCE	NBH	SOURCE MONITORING		SU 12/13/2002
<b>MICROPOLITAN STATISTICAL AREA: LAKE CITY (COLUMBIA COUNTY)</b>												
<b>Columbia County</b>												
AQS #	SITE NAME	ADDRESS/ COORDINATES	TYPE	POLLUTANT	POC	OPERATING SCHEDULE	SAMPLER	MONITORING OBJECTIVE	SPATIAL SCALE	STATEMENT OF PURPOSE	MODIFICATIONS	COMMENTS
12-023-0002	Lake City - Veterans Domicile	751 SE Sycamore Terrace, Lake City, FL 32025; 30.178056, -82.619167	SLAMS	Ozone	1	Continuous	Thermo 49i	POP EXP	NBH	MONITOR IMPACT OF HIGH TRAFFIC		SU 11/1/2000
			SPM	PM <sub>2.5</sub>	3	Continuous	Thermo 1405	POP EXP	NBH	RURAL MONITORING		SU 5/17/2007
<b>MICROPOLITAN STATISTICAL AREA: HOMOSASSA SPRINGS (CITRUS COUNTY)</b>												
<b>Citrus County</b>												
AQS #	SITE NAME	ADDRESS/ COORDINATES	TYPE	POLLUTANT	POC	OPERATING SCHEDULE	SAMPLER	MONITORING OBJECTIVE	SPATIAL SCALE	STATEMENT OF PURPOSE	MODIFICATIONS	COMMENTS
12-017-0006	Crystal River Preserve	13450 W. Power Line Rd., Crystal River, FL 34428; 28.958644, -82.642965	SLAMS	SO <sub>2</sub>	1	Continuous	Thermo 43i	SOURCE	NBH	NEEDED BY REGULATION		SU 12/13/2013
			SPM	PM <sub>2.5</sub>	1	Continuous	Thermo 1405	POP EXP	NBH	RURAL MONITORING		SU 12/7/2015
<b>NOT IN A METROPOLITAN STATISTICAL AREA</b>												
<b>Holmes County</b>												
AQS #	SITE NAME	ADDRESS/ COORDINATES	TYPE	POLLUTANT	POC	OPERATING SCHEDULE	SAMPLER	MONITORING OBJECTIVE	SPATIAL SCALE	STATEMENT OF PURPOSE	MODIFICATIONS	COMMENTS
12-059-0004	Bonifay Tri-County Airport	1976 Tri County Airport Rd., Bonifay, FL 32425; 30.848611, -85.603889	SPM	Ozone	1	Continuous	Thermo 49i	POP EXP	REGIONAL	REGIONAL BACKGROUND		SU 9/1/1996
			SPM	PM <sub>2.5</sub>	3	Continuous	Thermo 1405	POP EXP	NBH	REGIONAL BACKGROUND		SU 6/14/2007
<b>Hamilton County</b>												
AQS #	SITE NAME	ADDRESS/ COORDINATES	TYPE	POLLUTANT	POC	OPERATING SCHEDULE	SAMPLER	MONITORING OBJECTIVE	SPATIAL SCALE	STATEMENT OF PURPOSE	MODIFICATIONS	COMMENTS
12-047-0017	White Springs Plant	16489 SE CR 137, White Springs, FL 32096; 30.426029, -82.795356	SLAMS	SO <sub>2</sub>	1	Continuous	Thermo 43i	SOURCE	MIDDLE	SOURCE MONITORING		SU 03/18/2022
			SPM	PM <sub>2.5</sub>	3	Continuous	Thermo 1405	SOURCE	NBH	RURAL MONITORING		SU 03/24/2022
<b>IMPROVE NETWORK</b>												
AQS #	SITE NAME	ADDRESS/ COORDINATES	TYPE	POLLUTANT	POC	OPERATING SCHEDULE	SAMPLER	MONITORING OBJECTIVE	SPATIAL SCALE	STATEMENT OF PURPOSE	MODIFICATIONS	COMMENTS
12-129-0001	St. Marks Wildlife Refuge	County Rd. 59, St. Marks, FL 32355; 30.092500, -84.161111	SPM	PM <sub>2.5</sub>		Every 3rd Day	IMPROVE	BKGD	URBAN	NEEDED BY REGULATION		SU 2000
12-017-9000	Chassahowitzka National Wildlife Refuge	S Timber Pines Ave., Homosassa, FL 34448; 28.7486, -82.5551	SPM	PM <sub>2.5</sub>		Every 3rd Day	IMPROVE	TRANSPORT	URBAN	NEEDED BY REGULATION		SU 1993
12-086-0030	Everglades National Park	Everglades National Park, FL	SPM	PM <sub>2.5</sub>		Every 3rd Day	IMPROVE	BKGD	URBAN	NEEDED BY REGULATION		SU 1988



**List of Abbreviations:**

AQI	Air Quality Index
BKGD	Background
CO	Carbon Monoxide
CSN	Chemical Speciation Network
EJ	Environmental Justice
EC/OC	Elemental Carbon/Organic Carbon
FRM	Federal Reference Method
GEN BKGD	General Background
HI CONC	High Concentration
MET	Implies that wind speed and wind direction instruments are on site
NAMS	National Air Monitoring Stations
NBH	Neighborhood
NCORE	National Core
NO <sub>2</sub>	Nitrogen Dioxide
NON-REG	Non-regulatory Monitoring
POP EXP	Population Exposure
PM <sub>2.5</sub>	Particulate matter with aerodynamic diameter of 2.5 micro meter
PM <sub>10</sub>	Particulate matter with aerodynamic diameter of 10 micro meter
SLAMS	State and Local Air Monitoring Stations
SO <sub>2</sub>	Sulfur Dioxide
SPM	Special Purpose Monitors
SPEC. PM <sub>2.5</sub>	Supplemental PM <sub>2.5</sub> Speciation
SD	Shut Down
SU	Set Up
STN	Speciation Trends Network
UFP	Ultra Fine Particle

## **APPENDIX D: AMBIENT AIR MONITORING INVENTORY**

EPA requires an evaluation of the agency's ambient monitors and auxiliary support equipment. The condition of inventory should be categorized as "Good," "Fair" or "Poor," and indicate equipment, not in everyday use (e.g., spare or back-up). The ambient monitoring equipment inventories for Florida's monitoring agencies are provided below.

**Broward County Inventory 2024**

Property /Identification No.	Manufacturer and Model No.	Description	Location	Serial No.	Acquisition Date	Age	Initial Cost	Condition	Status
308795	ESC 8832	Data Logger	12-011-0033	A3855K	9/25/2012	11 Years	\$6,350.00	Good	Active
Palm Beach	Met One BAM 1020	Non-FEM PM2.5 Continuous Monitor	12-011-0033	H8630	N/A	N/A	N/A	N/A	Inactive
N/A	RM Young T/RH Sensor	T/RH	12-011-0033	3309	10/22/2021	2 Years	\$858.00	Good	Active
N/A	RM Young Wind Speed/Wind Dir	WS/WD	12-011-0033	190930	7/1/2021	2 Years	\$2,008.17	Good	Active
342096	Teledyne T400	O3 Analyzer	12-011-0033	7314	8/11/2023	6 Months	\$9,935.00	Good	Active
336466	Teledyne T640	PM2.5 Continuous Monitor	12-011-0033	662	9/1/2018	5 Years	\$29,455.00	Good	Active
296246	Thermo Scientific 49i-PS	O3 Calibrator	12-011-0033	727625035	9/21/2007	16 Years	\$10,812.50	Good	Active
N/A	Agilaire 8872	Data Logger	12-011-0034	979	1/27/2020	4 Years	\$8,750.00	Good	Active
336801	ATEC 2200	VOC Sampler	12-011-0034	39648	7/31/2019	4 Years	\$10,095.00	Good	Active
N/A	ATEC 8000-2	Carbonyl Sampler	12-011-0034	41708	3/30/2021	2 Years	\$17,470.00	Good	Active during PAMS Season only
N/A	Built by CAS as one turn-key unit, GC-FID is Chromatotec, M41022	CAS Auto GC-FID	12-011-0034	59630820	12/7/2020	3 Years	EPA PAID + \$13,122.43 for rack with AC	Good	Active, PAMS
N/A	ESC 8832	Data Logger	12-011-0034	A2372K	6/1/2012	11 Years	\$7,920.00	Good	Active
N/A	Kipp & Zonen SMP6-V	Solar Radiation	12-011-0034	190468	2/1/2021	3 Years	\$2,212.50	Good	Active, PAMS
N/A	Kipp & Zonen SMP6-V	Solar Radiation- AUDIT	12-011-0034	200881	4/1/2022	1 Year	\$2,300.04	Good	Active, PAMS
N/A	Kipp & Zonen SUV5-V	UV Radiation	12-011-0034	201054	2/1/2021	3 Years	\$3,288.00	Good	Active, PAMS
N/A	Kipp & Zonen SUV5-V	UV Radiation - AUDIT	12-011-0034	211068	4/1/2022	1 Year	\$2,874.98	Good	Active, PAMS
N/A	RM Young 41342VC	Pt Temp	12-011-0034	TS32664	7/21/2020	3 Years	\$512.00	Good	Active, PAMS
N/A	RM Young 52203	Rain Tipping Bucket	12-011-0034	TB16047	7/21/2020	3 Years	\$592.50	Good	Active, PAMS
N/A	RM Young 61402V	Barometric Pressure	12-011-0034	BPA14705	7/21/2020	3 Years	\$983.00	Good	Active, PAMS
N/A	RM Young T/RH Sensor	T/RH	12-011-0034	33596	7/1/2021	2 Years	\$1,061.50	Good	Active
N/A	RM Young Wind Speed/Wind Dir	WS/WD	12-011-0034	197239	3/1/2023	12 Months	\$1,642.00	Good	Active
N/A	SuperSASS	CSN Network SuperSASS Monitor	12-011-0034	B16088	6/22/2021	2 Years	\$17,076.25	Good	Active
N/A	Teledyne 701H	Zero Air Generator	12-011-0034	284	2/7/2012	12 Years	\$6,971.70	Good	Active
342097	Teledyne T400	O3 Analyzer	12-011-0034	7315	8/11/2023	6 Months	\$9,935.00	Good	Active
N/A	Teledyne T500U	Direct Measure NO2	12-011-0034	358	6/1/2022	1 Year	\$18,702.00	Good	Active, PAMS
336467	Teledyne T640X	PM10-PM2.5 Continous Monitor	12-011-0034	663	4/10/2019	4 Years	\$36,532.00	Good	Active
311329	Thermo Scientific 2025i	PM2.5 Manual Sampler Collocated (1-in-12)	12-011-0034	20262	8/17/2012	11 Years	\$14,373.50	Needs Repair	Inactive
N/A	Thermo Scientific 2025i	PM2.5 Manual Sampler Collocated (1-in-3)	12-011-0034	21639	11/16/2022	1 Year	\$21,438.00	Good	Active
N/A	Thermo Scientific 42i-Y	NO/NOY/NO <sub>diff</sub>	12-011-0034	12123613080	8/27/2021	2 Years	\$32,330.54	Good	Active
N/A	Thermo Scientific 43i-TLE	SO2 TL	12-011-0034	1171790011	8/1/2017	6 Years	\$16,946.77	Good	Active
N/A	Thermo Scientific 48i-TLE	CO TL	12-011-0034	1170960053	5/11/2017	6 Years	\$15,616.24	Good	Active
N/A	Thermo Scientific 49i-PS	O3 Calibrator	12-011-0034	1172300029	9/19/2017	6 Years	\$16,357.31	Good	Active
N/A	URG	CSN Network URG Monitor	12-011-0034	3N-B1652/3N-B1653/3N-B1654	5/3/2021	2 Years	\$15,093.19	Good	Active
N/A	Vaisala CL-51	Ceilometer	12-011-0034	T1510251	5/1/2021	2 Years	\$34,387.37	Good	Active, PAMS
N/A	ESC 8832	Data Logger	12-011-0035	A4462K	8/9/2013	10 Years	\$7,910.00	Good	Active
N/A	RM Young Wind Speed/Wind Dir	WS/WD	12-011-0035	181910	2/1/2021	3 Years	\$2,008.17	Good	Active
311540	Teledyne 633	Aethalometer	12-011-0035	AE33-S01-00115	5/17/2012	11 Years	\$21,997.00	Good	Active
N/A	Teledyne 633	Aethalometer	12-011-0035	AE33-S09-01243	10/20/2021	2 Years	\$24,670.00	Needs Repair	Inactive
3111647	Teledyne 701H	Zero Air Generator	12-011-0035	569	5/22/2017	6 Years	\$7,210.00	Good	Active
342124	Teledyne T200UP	Analyzer: NO-NO2 (Trace, Photolytic)	12-011-0035	200	9/14/2023	5 Months	\$23,075.00	Good	Active
337501	Teledyne T640	PM2.5 Continuous Monitor	12-011-0035	829	1/23/2020	4 Years	\$24,394.00	Good	Active
340057	Teledyne T700U	Dilution Calibrator	12-011-0035	635	3/20/2020	3 Years	\$23,351.50	Good	Active
311542	Thermo Scientific 48i-TLE	CO TL	12-011-0035	1204751728	5/16/2012	11 Years	\$8,697.00	Good	Active
N/A	TSI UFP3031	Continuous Particulates Ultrafine	12-011-0035	3031120501	10/3/2012	11 Years	\$61,295.00	Needs Repair	Inactive
311501	ESC 8832	Data Logger	12-011-2003	A4206K	9/25/2012	11 Years	\$6,350.00	Good	Active
N/A	MetOne E-BAMS Plus	Continuous PM10	12-011-2003	W20762	10/4/2017	6 Years	\$10,157.70	Good	Inactive
N/A	RM Young Wind Speed/Wind Dir	WS/WD	12-011-2003	190929	5/31/2017	6 Years	\$1,462.00	Good	Active
342095	Teledyne T400	O3 Analyzer	12-011-2003	7316	8/11/2023	6 Months	\$9,935.00	Good	Active
N/A	Teledyne T640	PM2.5 Continuous Monitor	12-011-2003	449	9/1/2018	5 Years	\$29,455.00	Good	Active
N/A	Thermo Partisol Plus 2025	PM2.5 Manual Sampler	12-011-2003	22704	3/18/2011	12 Years	\$12,900.00	Poor	Awaiting approval for surplus
310232	Thermo Partisol Plus 2025	PM2.5 Manual Sampler (1-in-3)	12-011-2003	22735	6/2/2013	10 Years	\$13,637.80	Good	Inactive
310340	Thermo Scientific 49i	O3 Analyzer	12-011-2003	1113748257	5/17/2011	12 Years	\$8,112.00	Good	Inactive
296244	Thermo Scientific 49i-PS	O3 Calibrator	12-011-2003	727625034	9/21/2007	16 Years	\$10,812.50	Good	Active
FDEP 119297	ESC 8832	Data Logger	12-011-5005	A0603	3/24/2016	7 Years	Donated	Good	Active
N/A	Teledyne T640X	PM10-PM2.5 Continous Monitor	12-011-5005	1285	8/19/2021	2 Years	\$39,572.00	Good	Active
N/A	Thermo Scientific 2025i	PM2.5 Manual Sampler (Daily)	12-011-5005	20760	3/2/2015	9 Years	\$15,869.97	Needs Repair	Inactive
311500	ESC 8832	Data Logger	12-011-8002	A4205K	9/25/2012	11 Years	\$6,350.00	Good	Active
N/A	Teledyne API, T500U	Direct Measure NO2	12-011-8002	311	9/1/2020	3 Years	\$17,100.00	Good	Active
342094	Teledyne 701H	Zero Air Generator	12-011-8002	915	10/29/2021	2 Years	\$8,699.60	Good	Active
340153	Teledyne T400	O3 Analyzer	12-011-8002	5931	6/1/2020	3 Years	\$9,702.50	Good	Active
NONE	Thermo 42i	NO2/NO/NOx	12-011-8002	1163620012	10/1/2016	7 Years	\$17,700.47	Needs Repair	Inactive, scavenged for spare parts
N/A	Thermo 49i-PS	O3 Calibrator	12-011-8002	1150770008	3/2/2015	9 Years	\$13,333.51	Good	Active
308796	ESC 8832	Datalogger	99iQ	A3856K	9/25/2012	11 Years	\$6,350.00	Needs Repair	Inactive
FDEP 147572	ESC 8832	Data Logger	99iQ	A4773K	3/24/2016	7 Years	Donated	Good	Active
340154	Teledyne T703	O3 Calibrator	99iQ	821	6/1/2020	3 Years	\$14,704.20	Good	Active
U of Mich. A555472	Thermo Scientific 49i	O3 Analyzer	99iQ	CM08320015	9/1/2012	11 Years	Donated	Good	Active
N/A	Agilaire 8872	Data Logger	Env. Monitoring Lab	1168	7/1/2021	2 Years	\$8,750.00	Good	Inactive
N/A	ATEC 2200	VOC Sampler	Env. Monitoring Lab	37538	4/6/2017	6 Years	\$13,650.00	Good	Inactive

Property/Identification No.	Manufacturer and Model No.	Description	Location	Serial No.	Acquisition Date	Age	Initial Cost	Condition	Status
336800	ATEC 2200	VOC Sampler	Env. Monitoring Lab	39650	7/31/2019	4 Years	\$10,095.00	Good	Inactive
N/A	ESC 8832	Data Logger	Env. Monitoring Lab	A4296K	9/25/2012	11 Years	\$7,910.00	Good	Active
donated	ESC 8832	Datalogger	Env. Monitoring Lab	W279	3/24/2016	7 Years	Donated	Needs Repair	Surplus due to lightning strike
331532	MetOne E-BAMS Plus	Continuous PM10	Env. Monitoring Lab	W20769	10/4/2017	6 Years	\$10,157.70	Good	Inactive
N/A	R. M. Young 81000	Sonic Anemometer	Env. Monitoring Lab	1759	2/24/2012	12 Years	\$2,606.50	Needs Repair	Malfunctioned
paid by EPA	R. M. Young 81000	Sonic Anemometer	Env. Monitoring Lab	3485	9/1/2010	13 Years	paid by EPA	Good	Inactive
N/A	RM Young Wind Speed/Wind Dir	WS/WD	Env. Monitoring Lab	146400	2/1/2021	3 Years	\$2,008.17	Unknown	Removed from field, further evaluation needed
N/A	RM Young Wind Speed/Wind Dir	WS/WD	Env. Monitoring Lab	175954	7/21/2020	3 Years	\$1,642.00	Unknown	Removed from field, further evaluation needed
N/A	RM Young Wind Speed/Wind Dir	WS/WD	Env. Monitoring Lab	197240	3/1/2023	12 Months	\$1,643.00	Good	New, In box
336024	Teledyne 701H	Zero Air Generator	Env. Monitoring Lab	441	12/31/2018	5 Years	\$7,340.00	Good	Active
310908	Teledyne 701H	Zero Air Generator	Env. Monitoring Lab	536	5/14/2015	8 Years	\$5,932.50	Needs Repair	Inactive, scavenged for spare parts
311327	Teledyne T200UP	Analyzer: NO-NO2 (Trace, Photolytic)	Env. Monitoring Lab	60	6/9/2012	11 Years	\$25,119.80	Good	Inactive
336633	Teledyne T200UP	Analyzer: NO-NO2 (Trace, Photolytic)	Env. Monitoring Lab	141	7/29/2019	4 Years	\$18,415.00	Good	Undergoing evaluation for field use
N/A	Teledyne T500U	Direct Measure NO2	Env. Monitoring Lab	372	8/14/2023	6 Months	\$19,925.00	Good	Undergoing evaluation for field use
N/A	Teledyne T640	PM2.5 Continuous Monitor	Env. Monitoring Lab	448	9/1/2018	5 Years	\$23,447.00	Good	Inactive
342100	Teledyne T640	PM2.5 Continuous Monitor	Env. Monitoring Lab	1903	7/28/2023	7 Months	\$26,348.00	New	New, Inactive
336486	Teledyne T640X	PM10-PM2.5 Continous Monitor	Env. Monitoring Lab	664	4/10/2019	4 Years	\$36,532.00	Good	Inactive
N/A	Teledyne T640X	PM10-PM2.5 Continous Monitor	Env. Monitoring Lab	1558	10/21/2022	1 Year	\$39,572.00	Good	Inactive
310200	Teledyne T700U	Dilution Calibrator	Env. Monitoring Lab	57	1/25/2011	13 Years	\$18,996.00	Good	Active
N/A	Teledyne T700U	Dilution Calibrator	Env. Monitoring Lab	387	5/22/2017	6 Years	\$22,987.90	Good	Active
336636	Teledyne T700U	Dilution Calibrator	Env. Monitoring Lab	513	7/29/2019	4 Years	\$22,780.00	Good	Active
N/A	Teledyne T700U	Dilution Calibrator	Env. Monitoring Lab	772	9/23/2022	1 Year	\$27,566.00	Good	Active
N/A	Teledyne T700U	Dilution Calibrator	Env. Monitoring Lab	891	1/25/2024	1 Month	\$27,566.00	New	New, awaiting 3 day photometer certification
NONE	Thermo Scientific 5014i	PM2.5 Continuous Monitor	Env. Monitoring Lab	CM14481011	11/5/2014	9 Years	\$19,927.31	Good	Inactive
N/A	Thermo Scientific 146iQ	Dilution Calibrator	Env. Monitoring Lab	1172270037	5/1/2019	4 Years	\$23,479.55	Good	Testing
N/A	Thermo Scientific 2025i	PM2.5 Manual Sampler (1-in-3)	Env. Monitoring Lab	20451	9/16/2013	10 Years	\$13,967.85	Good	Active
NONE	Thermo Scientific 42i	NO2/NO/NOx	Env. Monitoring Lab	1170960054	5/8/2017	6 Years	\$18,032.82	Needs Repair	Inactive
301627	Thermo Scientific 42i	NO2/NO/NOx	Env. Monitoring Lab	CM08260030	8/6/2008	15 Years	\$10,925.00	Needs Repair	Inactive
340311	Thermo Scientific 42i-Y	NO/NOY/NO <sub>diff</sub>	Env. Monitoring Lab	1202549016	9/8/2020	3 Years	\$32,330.54	Repaired	Inactive
N/A	Thermo Scientific 43iQ-TLE	SO2 Trace Level Analyzer	Env. Monitoring Lab	12400232173	1/26/2024	1 Month	\$22,505.00	New	New, In box
N/A	Thermo Scientific 43i-TLE	SO2 TL	Env. Monitoring Lab	1428862875	10/10/2014	9 Years	\$13,377.58	Good	Active
285684	Thermo Scientific 48C-TLE	CO TL	Env. Monitoring Lab	5150711728	9/22/2005	18 Years	\$11,655.02	Good	Inactive
336323	Thermo Scientific 48iQ-TLE	CO-TL	Env. Monitoring Lab	1182480012	2/19/2019	5 Years	\$20,426.52	Needs Repair	Malfunctioned IR source
N/A	Thermo Scientific 48iQ-TLE	CO-TL	Env. Monitoring Lab	12220819231	11/22/2022	1 Year	\$22,133.00	Needs Repair	Undergoing evaluation for field use
N/A	Thermo Scientific 49i	O3 Analyzer	Env. Monitoring Lab	12135114750	N/A	N/A	N/A	Good	Inactive, loaner from Thermo Scientific
N/A	Thermo Scientific 49i	O3 Analyzer	Env. Monitoring Lab	12135114751	N/A	N/A	N/A	Good	Inactive, loaner from Thermo Scientific
296245	Thermo Scientific 49i	O3 Analyzer	Env. Monitoring Lab	CM07340004	9/24/2007	16 Years	\$7,681.50	Good	Inactive
U of Mich. A555472	Thermo Scientific 49i	O3 Analyzer	Env. Monitoring Lab	CM08320015	9/1/2012	11 Years	Donated	Good	Active
N/A	Thermo Scientific 49i	O3 Analyzer	Env. Monitoring Lab	CM09080044	4/8/2009	14 Years	\$7,533.50	Good	Inactive
310341	Thermo Scientific 49i-PS	O3 Calibrator	Env. Monitoring Lab	1113748258	5/17/2011	12 Years	\$11,194.00	Needs Repair	Inactive, scavenged for spare parts
N/A	Thermo Scientific 49i-PS	O3 Calibrator	Env. Monitoring Lab	824931779	9/1/2012	11 Years	Donated	Good	Active
N/A	Thermo Scientific 49iQ	O3 Analyzer	Env. Monitoring Lab	1173380010	3/15/2018	5 Years	\$14,215.22	Good	Inactive
N/A	Thermo Scientific 49iQ	O3 Analyzer	Env. Monitoring Lab	1173380011	3/15/2018	5 Years	\$14,215.22	Good	Inactive
331709	Thermo Scientific 49iQ	O3 Analyzer	Env. Monitoring Lab	1173380012	3/15/2018	5 Years	\$14,215.22	Good	Inactive
N/A	Thermo Scientific 49iQ	O3 Analyzer	Env. Monitoring Lab	1173380013	3/15/2018	5 Years	\$14,215.22	Good	Inactive
N/A	Thermo Scientific 49iQ	O3 Analyzer	Env. Monitoring Lab	1183030011	N/A	N/A	N/A	Good	Loaner from Thermo, testing
335212	Thermo Scientific 49iQ-PS	O3 Calibrator	Env. Monitoring Lab	1190651892	3/18/2019	4 Years	\$18,452.49	Good	Inactive
335213	Thermo Scientific 49iQ-PS	O3 Calibrator	Env. Monitoring Lab	1190651893	3/18/2019	4 Years	\$18,452.49	Good	Inactive
335219	Thermo Scientific 49iQ-PS	O3 Calibrator	Env. Monitoring Lab	1190651894	3/18/2019	4 Years	\$18,452.49	Good	Inactive
N/A	URG	CSN Network URG Monitor	Env. Monitoring Lab	3N-B0380	1/1/2008	16 Years	Paid by EPA	Good	Active
N/A	URG	CSN Network URG Monitor	Env. Monitoring Lab	3N-B0609	7/14/2023	7 Months	Donated	Good	Inactive
322942	Vaisala WXT530	Weather Transmitter	Env. Monitoring Lab	M3410127	8/24/2016	7 Years	\$3,208.00	Good	Testing

**City of Jacksonville Inventory 2024**

Property /Identification No.	Manufacturer and Model No.	Description	Location	Serial No.	Acquisition Date	Age	Initial Cost	Condition	Status
186859	N/A	Air Compressor	Lab	N/A	2009	15 Years	\$1,225.17	Fair	Backup
2002640	42i - Nox	Analyzer	Lab	1170310010	2017	7 Years	\$13,578.00	Good	Backup
2002645	42i - Nox	Analyzer	Lab	1170310009	2017	7 Years	\$13,578.00	Poor	Parts
188994	42i - Nox	Analyzer	Lab	0817630890	2010	14 Years	\$11,304.56	Fair	Backup
195337	42i - Nox	Analyzer	Lab	1327059041	2014	10 Years	\$15,060.61	Poor	Parts
184697	43C - SO2	Analyzer	Lab	43C-75636-380	N/A	NA	N/A	Fair	Inactive
2002641	43i - SO2	Analyzer	Kooker Park	1170310008	2017	7 Years	\$11,889.00	Good	Active
180789	43i - SO2	Analyzer	Lab	611616471	2006	18 Years	N/A	Poor	Inactive
176660	43i - SO2	Analyzer	Lab	0520811801	N/A	NA	N/A	Poor	Inactive
179549	43i - SO2	Analyzer	Lab	0600914730	N/A	NA	N/A	Poor	Inactive
193321	43i - SO2	Analyzer	Lab	1225154501	2012	12 Years	\$10,967.50	Poor	Inactive
197214	43i - SO2	Analyzer	Lab	1436363426	2014	10 Years	\$12,457.00	Poor	Inactive
2002637	43i - SO2	Analyzer	Lab	1170310006	2017	7 Years	\$11,889.00	Fair	Parts
2002642	43i-SO2	Analyzer	Lab	1170310007	2017	7 Years	\$11,889.00	Good	Backup
195338	48i - CO	Analyzer	Lab	1308857434	2014	10 Years	\$12,467.00	Fair	Backup
180679	48i - CO	Analyzer	Lab	0611616470	N/A	NA	N/A	Fair	Parts
193160	48i - CO	Analyzer	Lab	1216753230	2012	12 Years	\$11,061.00	Fair	Parts
197215	48i - CO	Analyzer	Lab	1436363425	2014	10 Years	\$12,467.00	Fair	Backup
199824	48i - CO	Analyzer	Lab	1160600006	2016	8 Years	\$12,785.75	Good	Backup
2002638	48i - CO	Analyzer	Pepsi Place	1170310013	2017	7 Years	\$11,223.30	Good	Active
2002644	48i - CO	Analyzer	Lab	1170310014	2017	7 Years	\$11,223.30	Good	Backup
2002639	49i - Ozone	Analyzer	Lab	117310016	2017	7 Years	\$8,702.90	Good	Backup
197158	49i - Ozone	Analyzer	Cisco Dr	1430863374	2015	9 Years	\$9,640.00	Good	Active
180678	49i - Ozone	Analyzer	Lab	0611616471	N/A	NA	N/A	Good	Backup
186855	49i - Ozone	Analyzer	Lab	CM09040077	2009	15 Years	\$6,978.40	Fair	Backup
186856	49i - Ozone	Analyzer	Lab	CM09040078	2009	15 Years	\$6,978.40	Fair	Backup
186857	49i - PS Ozone	Analyzer	Lab	0908935367	2009	15 Years	\$9,416.00	Good	Backup
2002647	49i - PS Ozone	Analyzer	Mayo	1170480025	2017	7 Years	\$11,149.45	Good	Active
186858	49i - PS Ozone	Analyzer	Cisco Dr	0908935366	2009	15 Years	\$9,416.00	Good	Active
197159	49i - PS Ozone	Analyzer	Sheffield Elementry	1430863375	2015	9 Years	\$12,690.00	Good	Active
106278	N/A	Balance	Lab	3411155	N/A	NA	N/A	Poor	Obsolete
195340	6100	Calibrator	Lab	5736	2008	16 Years	\$15,876.30	Poor	Parts
189416	6100	Calibrator	Lab	4776	2010	14 Years	\$8,775.00	Good	Backup
182786	6100	Calibrator	Kooker Park	3887	N/A	NA	N/A	Good	Active
184538	6100	Calibrator	Lab	4306	N/A	NA	N/A	Poor	Parts
189417	6100	Calibrator	Lab	4775	2010	14 Years	\$8,775.00	Fair	Backup
197600	6100	Calibrator	Lab	6508	2015	9 Years	\$8,887.50	Fair	Backup
182787	6100	Calibrator	Lab	3886	N/A	NA	N/A	Fair	Inactive
189416	6100	Calibrator	Lab	4776	2010	14 Years	\$8,775.00	Good	Backup
2002229	6100	Calibrator	Lab	7585	2017	7 Years	\$8,995.50	Good	Backup
184536	6100	Calibrator	Lab	4312	N/A	NA	N/A	Fair	Backup
197599	6100	Calibrator	Lab	6509	2015	9 Years	\$8,887.50	Fair	Backup
2002228	6100	Calibrator	Pepsi Place	7586	2017	7 Years	\$8,995.50	Good	Active
187085	6100	Calibrator	Lab	4491	2009	15 Years	\$8,775.00	Good	Backup
187084	6100	Calibrator	Lab	4490	2009	15 Years	\$8,775.00	Good	Backup
183819	8832	Data Logger	Lab	A1942	2004	20 Years	N/A	Good	Active
195341	8832	Data Logger	Lab	A4688K	2014	10 Years	N/A	Good	Inactive
2007832	8872	Data Logger	Roselle & Copeland	8872 0842	2018	6 Years	\$7,911.22	Good	Active

Property /Identification No.	Manufacturer and Model No.	Description	Location	Serial No.	Acquisition Date	Age	Initial Cost	Condition	Status
2007839	8872	Data Logger	Mayo	8872 0850	2018	6 Years	\$7,911.22	Good	Active
2007838	8872	Data Logger	Sheffield Elementry	8872 0847	2018	6 Years	\$7,911.22	Good	Active
2007834	8872	Data Logger	Pepsi Place	8872 0851	2018	6 Years	\$7,911.22	Good	Active
2007831	8872	Data Logger	Mandarin	8872 0846	2018	6 Years	\$7,911.22	Good	Active
2007836	8872	Data Logger	Sunny Acres	8872 0849	2018	6 Years	\$7,911.22	Good	Active
2007833	8872	Data Logger	Sheffield Elementry	8872 0844	2018	6 Years	\$7,911.22	Good	Active
2007835	8872	Data Logger	Cisco Dr	8872 0848	2018	6 Years	\$7,911.22	Good	Active
2007837	8872	Data Logger	Kooker Park	8872 0845	2018	6 Years	\$7,911.22	Good	Active
171778	Enclosure	Enclosure	Mayo	343G-10 (COJ# from inven)	N/A	NA	N/A	Fair	Active
184118	Definer 220 H	flow standard	Lab	112786	2007	17 Years	\$2,040.99	Good	Inactive
162935	Manometer	Manometer	Lab	11MN02	1999	25 Years	\$1,095.00	Fair	Inactive
195344	Met Sensor	Met Sensor	Pepsi Place	N/A	2014	10 Years	\$4,636.52	Fair	Active
195347	Met Tower	Met Tower	Pepsi Place	AT213118Y82	2014	10 Years	\$7,082.14	Fair	Active
125742	Toxgard - CO Monitor	Monitor	Lab	N/A	N/A	NA	N/A	Fair	Inactive
144535	Toxgard - CO Monitor	Monitor	Lab	N/A	N/A	NA	N/A	Fair	Inactive
144537	Toxgard - CO Monitor	Monitor	Lab	N/A	N/A	NA	N/A	Fair	Inactive
144536	Toxgard - CO Monitor	Monitor	Roselle & Copeland	N/A	N/A	NA	N/A	Fair	Active
189418	O3 PS - 6103	O3 PS - 6103	Lab	4781	2010	14 Years	\$10,440.00	Poor	Parts
105038	Olfactometer	Olfactometer	File Room	N/A	N/A	NA	N/A	Poor	Inactive
105039	Olfactometer	Olfactometer	File Room	N/A	N/A	NA	N/A	Poor	Inactive
N/A	Opti Plex 780	Opti Plex 780	Lab	CCFVVN1	N/A	NA	N/A	Fair	Inactive
195345	Computer Rack	Rack	Pepsi Place	N/A	2014	10 Years	\$1,808.09	Good	Active
195346	Computer Rack	Rack	Pepsi Place	N/A	2014	10 Years	\$1,808.09	Good	Active
183596	2025	Sampler	Lab	2025B219720706	2007	17 Years	\$13,505.00	Fair	Inactive
197212	2025i	Sampler	Lab	2025i206831409	2014	10 Years	\$16,361.25	Fair	Inactive
197213	2025i	Sampler	Sunny Acres	2025i206911409	2014	10 Years	\$16,361.25	Fair	Inactive
197211	2025i	Sampler	Sunny Acres	2025i206891409	2014	10 Years	\$16,361.25	Fair	Inactive
197694	2025i	Sampler	Lab	2025iW207931504	2015	9 Years	\$17,050.77	Poor	Parts
197615	5014i	Sampler	Lab	CM14501004	2015	9 Years	\$16,880.00	Fair	Inactive
195339	5014i	Sampler	Lab	CM13351001	2014	10 Years	\$15,213.66	Fair	Inactive
N/A	TE 1400A	Sampler	Lab	140AB267240705	N/A	NA	N/A	Fair	Parts
188469	TE 1400ab	Sampler	Lab	140AB275771001	2010	14 Years	\$18396.85	Fair	Parts
N/A	TE rp 1400A	Sampler	Lab	140AB267570706	N/A	NA	N/A	Fair	Parts
171776	TEOM 1400	Sampler	Lab	140AB245080303	N/A	NA	N/A	Poor	Parts
171777	TEOM 1400AB	Sampler	Lab	140AB245050303	N/A	NA	N/A	Fair	Inactive
197614	TEOM 1405	Sampler	Sheffield Elementry	1405A230661501	2015	9 Years	\$17,075.00	Fair	Active
199821	TEOM 1405	Sampler	Lab	1405A235821603	2016	8 Years	\$16,890.13	Fair	Backup
197613	TEOM 1405	Sampler	Lab	1405A230821502	2015	9 Years	\$17,075.00	Fair	Backup
N/A	Thermo 1405	Sampler	Lab	1405A241581808	N/A	NA	N/A	Fair	Backup
199822	TEOM 1405	Sampler PM10	Lab	1405A235831603	2016	8 Years	\$16,890.13	Fair	Backup
199823	TEOM 1405	Sampler PM2.5	Lab	1405A236021603	2016	8 Years	\$16,890.13	Fair	Backup
N/A	CAS Cargo Container	Shelter	Kooker Park	N/A	2018	6 Years	\$85,852.38	Good	Active
171440	Sonic Anemometer	Sonic Anemometer	Lab	294	2002	22 Years	\$2,445.74	Poor	Parts
171441	Sonic Anemometer	Sonic Anemometer	Lab	295	2002	22 Years	\$2,445.74	Poor	Parts
171442	Sonic Anemometer	Sonic Anemometer	Lab	296	2002	22 Years	\$2,445.74	Poor	Parts
116737	Supply Cabinet - metal	Supply Cabinet - metal	Lab	N/A	1988	36 Years	\$1,100.96	Fair	Active
2010486	Teledyne	T640	Lab	681	2019	5 Years	\$23,987.00	Fair	Backup
N/A	Teledyne	T640X	Mandarin Rd	725	2019	5 Years	\$37,194.00	Good	Active
168912	Trailer	Trailer	Sheffield Elementry	N/A	2001	23 Years	\$4,705.50	Poor	Active
144808	Trailer	Trailer	Mandarin Rd	N/A	1994	30 Years	\$4,643.20	Poor	Inactive
144809	Trailer	Trailer	Mandarin Rd	N/A	1994	30 Years	\$4,643.20	Poor	Active

Property /Identification No.	Manufacturer and Model No.	Description	Location	Serial No.	Acquisition Date	Age	Initial Cost	Condition	Status
153455	Trailer	Trailer	Mayo	N/A	1996	28 Years	\$4,793.30	Poor	Active
184190	Trailer	Trailer	Cisco Dr	N/A	2009	15 Years	\$5,191.10	Poor	Active
195343	Trailer	Trailer	Pepsi Place	N/A	2014	10 Years	\$66,585.92	Good	Active
138480	Trailer	Trailer	Lab	N/A	1991	33 Years	\$3,697.90	Poor	Active
175935	Trailer	Trailer	Roselle & Copeland	N/A	2005	19 Years	\$5,755.00	Poor	Active
153454	Trailer	Trailer	Ft. Caroline	N/A	1996	28 Years	\$4,793.20	Poor	Inactive
65951	Dial-A-Volt	Voltage Supplyf	Lab	802	N/A	NA	N/A	Fair	Active
N/A	Dial-A-Volt	Voltage Supplyf	Lab	801	N/A	NA	N/A	Poor	Inactive
186648	111	Zero Air Gen	Lab	907935555	2009	15 Years	\$3,334.17	Good	Backup
195342	701H	Zero Air Gen	Lab	753	2014	10 Years	\$7,672.32	Poor	Inactive
186647	TE 111	Zero Air Gen	Sheffield Elementry	907935554	2009	15 Years	\$3,334.17	Good	Active
2005522	Teledyne 701	Zero Air Gen	Pepsi Place	5931	2018	6 Years	\$4,756.75	Good	Active
2005521	Teledyne 701	Zero Air Gen	Kooker Park	5933	2018	6 Years	\$4,756.75	Good	Active
2005523	Teledyne 701	Zero Air Gen	Lab	5930	2018	6 Years	\$4,756.75	Good	Backup
2005610	Thermo 1405	Sampler PM2.5	Mayo	1405A241011803	2018	6 Years	\$20,565.75	Fair	Active
2005524	Teledyne 701	Zero Air Gen	Lab	5932	2018	6 Years	\$4,756.75	Good	Backup
2002358	Teledyne 701	Zero Air Gen	Lab	5875	2017	7 Years	\$5,236.22	Good	Backup
2002643	Thermo 49i	Sampler Ozone	Sheffield Elementry	1170310015	2017	7 Years	\$8,702.90	Good	Active
2002639	Thermo 49i	Sampler Ozone	Mayo	1170310016	2017	7 Years	\$8,702.90	Good	Active
2002360	Teledyne 701	Zero Air Gen	Lab	5874	2017	7 Years	\$5,236.22	Good	Backup
2002357	Teledyne 701	Zero Air Gen	Lab	5876	2017	7 Years	\$5,236.22	Good	Backup
2002359	Teledyne 701	Zero Air Gen	Lab	5877	2017	7 Years	\$5,236.22	Good	Backup
N/A	111iQ	Zero Air Gen	Cisco Dr	CM19300264	2020	4 Years	N/A	Good	Active
N/A	111iQ	Zero Air Gen	Mayo	CM19340289	2020	4 Years	N/A	Good	Active
2012338	Teledyne T700U	Calibrator	Pepsi Place	539	2020	4 Years	\$20,080.00	Good	Active
2012339	Teledyne T700U	Calibrator	Kooker Park	540	2020	4 Years	\$20,080.00	Good	Active
2012680	Teledyne T640	Sampler PM2.5	Pepsi Place	1042	2020	4 Years	\$25,118.00	Good	Active
2015707	EKTO 868	Shelter	Sunny Acres	4923-1	2021	3 Years	\$40,595.00	Good	Active
2022030	Teledyne T700U	Calibrator	Lab	757	2022	2 Years	\$22,625.00	Good	Backup
2015725	Teledyne T500U	Sampler	Kooker Park	339	2021	3 Years	\$17,650.00	Good	Active
2014760	Teledyne T640	Sampler PM2.5	Sunny Acres	1217	2021	3 Years	\$22,449.00	Good	Active
2023517	Alicat FP-25	Flow Meter	Lab	397061	2022	2 Years	\$3,270.00	Good	Active
2010329	Teledyne T640X	Sampler PM	Lab	724	2019	5 Years	\$37,194.00	Fair	Backup
2010330	Teledyne T640X	Sampler PM	Mandarin	725	2020	4 Years	\$37,194.00	Good	Active
	Teledyne T500U	Sampler NO2	Pepsi Place	365	2023	1 Year	\$19,385.00	Good	Active
2015725	Teledyne T500U	Sampler NO2	Lab	339	2023	1 Year	\$19,925.00	Good	Backup
2026995	Alicat FP-25	Flow Meter	Field	438768	2023	1 Year	\$3,250.00	Good	Active
2026994	Alicat FP-25	Flow Meter	Field	438769	2023	1 Year	\$3,250.00	Good	Active
	Alicat FP-25	Flow Meter	Field	435733	2023	1 Year	\$3,250.00	Good	Active
2027132	Teledyne T400U	Sampler Ozone	Lab	7232	2023	1 Year	\$11,049.90	Good	Backup
	Teledyne T703U	Ozone PS	Mayo	428	2023	1 Year	\$17,315.00	Good	Backup
	Teledyne T640X	Sampler PM	Kooker Park	1779	2023	1 Year	\$49,240.00	Good	Active
2026430	Teledyne T700U	Spare	Teledyne	821	2023	1 Year	\$27,784.70	Broken	In Shop
2026748	Alicat FP-25	Flow Meter	Field	452943	2023	1 Year	\$3,250.00	Good	Active
2026811	Teledyne T300	CO Monitor	Lab	6356	2023	1 Year	\$13,445.00	Good	Backup
2026812	Teledyne T300	CO Monitor	Lab	6339	2023	1 Year	\$13,445.00	Good	Backup
2027132	Teledyne T400U	Sampler Ozone	Roselle & Copeland	7369	2023	1 Year	\$11,049.90	Good	Backup
2025189	Fluke 715	Voltage Calibrator	Lab	6094252	2023	1 Year	\$1,904.45	Good	Active
	Being Scientific BOF-120T	Drying oven	Lab	230309599	2023	1 Year	\$2,777.36	Good	Active

**Florida DEP Inventory 2024**

Property /Identification No.	Manufacturer and Model No.	Description	Location	Serial No.	Acquisition Date	Age	Initial Cost	Condition	Status
88409	Wells Cargo	20' Wells Cargo Trailer	0030002	1WC200J153030266	12/12/1994	29 Years	\$9,074.93	Good	Active
89330	Wells Cargo	20' Wells Cargo Trailer	1110013		12/12/1994	29 Years	\$9,074.93	Good	Active
89695	Aluma Tower	Met Towers	0590004		10/20/1994	29 Years	\$1,300.00	Good	Active
89696	Aluma Tower	Met Tower	0030002	AT5418F-10-B	10/20/1994	29 Years	\$1,300.00	Good	Active
89697	Aluma Tower	Aluminum Crankup Towers	1110013		10/20/1994	29 Years	\$1,300.00	Good	Active
89717	Wells Cargo	20' Wells Cargo Trailer DEP3344	1171002	1WC200J16R3028877	8/15/1994	29 Years	\$9,074.93	Good	Active
89802	Bios	Mass Volume Flow Calibrator	MRAS Shop D101A	B0255	12/17/1994	29 Years	\$3,185.73	Good	Active
89804	Bios	Mass Volume Flow Calibrator Drycal	MRAS Shop D101A	B0252	12/17/1994	29 Years	\$3,185.74	Good	Active
90594	Wells Cargo	20' Wells Cargo Trailer DEP24124	1275002	1WC200J10R3029641	8/15/1994	29 Years	\$9,074.93	Good	Active
93279	Aluma Tower	Alum. Crankup Tower	0330004	N/A	9/1/1995	28 Years	\$1,387.99	Good	Active
93280	Aluma Tower	Alum. Crankup Tower	0013012	N/A	9/1/1995	28 Years	\$1,388.00	Good	Active
93281	Aluma Tower	Alum. Crankup Tower	0713002	N/A	9/1/1995	28 Years	\$1,388.00	Good	Active
93883	Wells Cargo	20' Wells Cargo Trailer DEP3344	0013012	1WC200J16T3034007	6/21/1996	27 Years	\$9,381.00	Good	Active
93884	Wells Cargo	20' Wells Cargo Trailer DEP3344	0094001	1WC200J18T3034008	6/21/1996	27 Years	\$9,381.00	Good	Active
99069	Bios	Drycal Kit	MRAS Shop D101A	B-678	2/3/1998	26 Years	\$3,638.89	Good	Active
99070	Bios	Drycal Kit	MRAS Shop D101A	B-8680	2/3/1998	26 Years	\$3,638.88	Good	Active
99914	Wells Cargo	98 Wells Cargo Trailer DEP4132	0730012	1WC200J11W3039118	3/25/1998	25 Years	\$9,930.00	Good	Active
100505	Aluma Tower	Met Tower	0712002	N/A	11/19/1997	26 Years	\$1,617.35	Good	Active
100506	Aluma Tower	Met Tower	0730012	N/A	11/19/1997	26 Years	\$1,617.36	Good	Active
100507	Aluma Tower	Aluminum Crankup Tower	0830003	AT-71198-102-3	11/19/1997	26 Years	\$1,617.36	Good	Active
103620	Thermo	Model 2025 Sequential Air Sampler	MRAS Shop D101A	2025A208979810	1/5/1999	25 Years	\$13,489.80	Good	Active
104332	Wells Cargo	1999 Wells Cargo Util Trl DEP4606	0890005	1WC200J12X3042742	11/10/1999	24 Years	\$7,660.00	Good	Active
104333	Wells Cargo	1999 Wells Cargo Util Trl DEP4608	0470015	1WC200J14X3042743	11/10/1999	24 Years	\$7,660.00	Good	Active
104334	Wells Cargo	1999 Wells Cargo Utilit Trl DEP4609	0090007	1WC200J16X3042744	11/10/1999	24 Years	\$7,660.00	Good	Active
105200	Chinook	Streamline/Manometer	MRAS Shop D101A	57-004506-00001	12/14/1999	24 Years	\$1,095.00	Good	Active
105740	Enviroconics	Multi-Gas Calibrator	Standards Lab Room B105	2910	10/23/2002	21 Years	\$11,365.84	Good	Active
106605	Bios	Flow Meter Kit Drycal	MRAS Shop D101A	1241	7/31/2002	21 Years	\$3,147.25	Good	Active
106606	Bios	Flow Meter Kit	MRAS Shop D101A	1242	7/31/2002	21 Years	\$3,147.25	Good	Active
106634	Aluma Tower	Crank-Up Tower 10M	0090007	AT91204-L1-#4	1/28/2000	24 Years	\$1,590.00	Good	Active
106635	Aluma Tower	Met Tower - Test	0470015		1/28/2000	24 Years	\$1,590.00	Good	Active
106636	Aluma Tower	Met Tower	0890005		1/28/2000	24 Years	\$1,590.00	Good	Active
106637	Aluma Tower	Crank-Up Tower 10M	0910002		1/28/2000	24 Years	\$1,590.00	Good	Active
106638	Aluma Tower	Met Tower	0830004	AT91204-L1-1	1/28/2000	24 Years	\$1,590.00	Good	Active
106639	Aluma Tower	Met Tower	0690002	AT91204-L1-#8	1/28/2000	24 Years	\$1,590.00	Good	Active
106640	Aluma Tower	Met Tower	0230002	AT-91204-4	1/28/2000	24 Years	\$1,590.00	Good	Active
106642	Aluma Tower	Met Tower	0050006	AT91204-L1-#9	1/28/2000	24 Years	\$1,590.00	Good	Active
106643	Aluma Tower	Met Tower	1130015		1/28/2000	24 Years	\$1,590.00	Good	Active
106644	Aluma Tower	Met Tower	1010005		1/28/2000	24 Years	\$1,590.00	Good	Active
106801	Bios	Flow Meter Kit Drycal Standard	MRAS Shop D101A	B936	1/10/2000	24 Years	\$3,261.00	Good	Active
107471	Chinook	Flow Transfer Standard Fts	MRAS Shop D101A	991101	11/3/2000	23 Years	\$1,120.00	Good	Active
108995	BGI	Audit Device W/Temperature Probe	MRAS Shop D101A	000066	12/12/2002	21 Years	\$2,020.00	Good	Active
108997	BGI	Audit Device W/Temperature Probe	MRAS Shop D101A	000667	12/12/2002	21 Years	\$2,020.00	Good	Active
109126	BGI	Audit Device W/Temperature Probe	MRAS Shop D101A	000068	12/12/2002	21 Years	\$2,020.00	Good	Active
109177	BGI	Audit Device W/Temperature Probe	MRAS Shop D101A		12/12/2002	21 Years	\$2,020.00	Good	Active
109632	N/A	Gas Pressure Regulator	Standards Lab Room B105	548717	3/22/2001	22 Years	\$1,192.16	Good	Active
109633	N/A	Gas Pressure Regulator	Standards Lab Room B105	535908	3/22/2001	22 Years	\$1,192.15	Good	Active
109634	N/A	Gas Pressure Regulator	Standards Lab Room B105	535888	3/22/2001	22 Years	\$1,192.15	Good	Active
109635	Chinook	Audit Flow Kit	Standards Lab Room B105	LF-1	3/21/2001	22 Years	\$1,127.50	Good	Active
109636	Chinook	Audit Flow Kit	Standards Lab Room B105	LF-2	3/21/2001	22 Years	\$1,127.50	Good	Active
109637	Chinook	Audit Flow Kit	Standards Lab Room B105	LF-3	3/21/2001	22 Years	\$1,127.50	Good	Active
109638	Chinook	Audit Flow Kit	Standards Lab Room B105	LF-4	3/21/2001	22 Years	\$1,127.50	Good	Active
109912	N/A	Gas Rotary Dresser Roots Acc Test	Standards Lab Room B416	0120524	4/3/2001	22 Years	\$2,225.00	Good	Active
110129	Wells Cargo	Wells Cargo Utility Trl DEP5299	0890010	1WC200E1733049495	2/24/2003	21 Years	\$10,277.00	Good	Active
110689	Aluma Tower	Aluminum Crankup Tower W/T-Base	0550003	N/A	8/27/2001	22 Years	\$1,660.00	Good	Active
110690	Aluma Tower	Aluminum Crankup Tower W/T-Base	0170006	N/A	8/27/2001	22 Years	\$1,660.00	Good	Active



Property /Identification No.	Manufacturer and Model No.	Description	Location	Serial No.	Acquisition Date	Age	Initial Cost	Condition	Status
110691	Aluma Tower	Aluminum Crankup Tower W/T-Base	1071008	N/A	8/27/2001	22 Years	\$1,660.00	Good	Active
112110	Wells Cargo	8X20 Wellscargo Storage Trl DEP5580	0590004	1WC200J2223047926	1/22/2002	22 Years	\$10,812.00	Good	Active
113644	N/A	Gas Pressure Regulator	Standards Lab Room B105	622964	6/17/2002	21 Years	\$1,190.00	Good	Active
113645	N/A	Gas Pressure Regulator	Standards Lab Room B105	658809	6/17/2002	21 Years	\$1,190.00	Good	Active
113646	N/A	Gas Pressure Regulator	Standards Lab Room B105	658827	6/17/2002	21 Years	\$1,190.00	Good	Active
115149	Atlantic Scientific	Lightning Protection System	0890010		1/6/2003	21 Years	\$2,334.00	Good	Active
115150	Atlantic Scientific	Lightning Protection System	0972002		1/6/2003	21 Years	\$2,334.00	Good	Active
115151	Atlantic Scientific	Lightning Protection System	0690002	202103112	1/6/2003	21 Years	\$2,334.00	Good	Active
115152	Atlantic Scientific	Lightning Protection System	MRAS Shop D101A		1/6/2003	21 Years	\$2,334.00	Good	Active
115153	Atlantic Scientific	Lightning Protection System	1071008		1/6/2003	21 Years	\$2,334.00	Good	Active
115154	Atlantic Scientific	Lightning Protection System	0013012		1/6/2003	21 Years	\$2,334.00	Good	Active
115155	Atlantic Scientific	Lightning Protection System	MRAS Shop D101A	202103451	1/6/2003	21 Years	\$2,334.00	Good	Active
115156	Atlantic Scientific	Lightning Protection System	0713002		1/6/2003	21 Years	\$2,334.00	Good	Active
115157	Atlantic Scientific	Lightning Protection System	MRAS Shop D101A		1/6/2003	21 Years	\$2,334.00	Good	Active
115158	Atlantic Scientific	Lightning Protection System	0730012		1/6/2003	21 Years	\$2,334.00	Good	Active
115159	Atlantic Scientific	Lightning Protection System	0330004		2/25/2003	21 Years	\$4,599.75	Good	Active
116105	Teledyne	Air Mass Flow Controller	Standards Lab Room B105	1615600001	4/25/2003	20 Years	\$1,317.73	Good	Active
116106	Teledyne	Air Mass Flow Controller	Standards Lab Room B105	1615700001	4/25/2003	20 Years	\$1,317.72	Good	Active
117235	Atlantic Scientific	Lightning Protection Kit	0030002		5/23/2003	20 Years	\$2,421.67	Good	Active
117236	Atlantic Scientific	Lightning Protection Kit	1010005		5/23/2003	20 Years	\$2,421.67	Good	Active
117237	Atlantic Scientific	Lightning Protection Kit	0210004		5/23/2003	20 Years	\$2,421.66	Good	Active
117238	Teledyne	Mass Flow Controller Environics	Standards Lab Room B105	1652700001	5/23/2003	20 Years	\$1,320.00	Good	Active
117239	Teledyne	Mass Flow Controller	Standards Lab Room B105	1652800001	5/23/2003	20 Years	\$1,320.00	Good	Active
117393	N/A	Calibration Bath	Standards Lab Room B105	803050076	6/5/2003	20 Years	\$9,972.90	Good	Active
117909	N/A	Calibration Equipment	Standards Lab Room B105		7/31/2003	20 Years	\$3,047.00	Good	Active
117940	Nova-Lynx	Handheld Barometer	MRAS Shop D101A	976370-T2	6/19/2003	20 Years	\$1,404.94	Good	Active
118079	Bios	Beta MI 800 Calibrator	Standards Lab Room B105	101410	12/10/2003	20 Years	\$33,140.00	Good	Active
120171	Chinook	Dual Flow Streamline /Manometer	MRAS Shop D101A	HL1	4/19/2004	19 Years	\$1,878.00	Good	Active
120172	Chinook	Dual Flow Streamline / Manometer	MRAS Shop D101A	HL2	4/19/2004	19 Years	\$1,878.00	Good	Active
121305	Environics	Gas Calibrator	Standards Lab Room B105	3285	9/1/2004	19 Years	\$12,838.50	Good	Active
121345	Atlantic Scientific	Lightning Protection Kit	0910002		9/27/2004	19 Years	\$2,810.81	Good	Active
121346	Atlantic Scientific	Lightning Protection Kit	1056006		9/27/2004	19 Years	\$2,810.81	Good	Active
121347	Atlantic Scientific	Lightning Protection Kit	0890005		9/27/2004	19 Years	\$2,810.81	Good	Active
121348	Atlantic Scientific	Lightning Protection Kit	1012001		9/27/2004	19 Years	\$2,810.81	Good	Active
121817	Thermo	Air Monitor	0013012	140AB253230409	11/12/2004	19 Years	\$17,460.00	Good	Active
121818	Thermo	Air Monitor	MRAS Shop D101A	140AB253240409	11/12/2004	19 Years	\$17,460.00	Good	Active
121819	Thermo	Air Monitor	0850007	140AB253250409	11/12/2004	19 Years	\$17,460.00	Good	Active
121882	Chinook	Dual Flow Steamline/Manmometer	MRAS Shop D101A	HL3	10/8/2004	19 Years	\$1,879.00	Good	Active
121883	Chinook	Dual Flow Steamline/Manmometer	MRAS Shop D101A	HL4	10/8/2004	19 Years	\$1,879.00	Good	Active
122188	Nova-Lynx	Novalynx Manometer	MRAS Shop D101A	995472U1	8/23/2004	19 Years	\$1,404.69	Good	Active
124178	Wells Cargo	Wells Cargo Tote Wagon(Ep-6095)	MRAS Shop D101A	1WC200E2353053636	5/16/2005	18 Years	\$9,534.25	Good	Active
124762	Fluke	Fluke Kit-715/87-5E Calibrator 715	MRAS Shop D101A	8881043	6/9/2005	18 Years	\$1,081.00	Good	Active
124764	Fluke	Fluke Kit-715/87-5E Calibrator 715	0330004	8767074	6/9/2005	18 Years	\$1,081.00	Good	Active
125012	Thermo	Partisol-Plus# 2025 PM 2.5 Sampler	MRAS Shop D101A	2025B217930506	7/1/2005	18 Years	\$11,890.00	Good	Active
125634	Fluke	Fluke 5520A Voltage Calibrator	Standards Lab Room B105	S970008	9/7/2005	18 Years	\$24,633.00	Good	Active
126972	Alborg	Thermal Mfm	Standards Lab Room B105	15493811	2/27/2006	18 Years	\$1,192.25	Good	Active
126973	Alborg	Thermal Mfm	Standards Lab Room B105	154938-2	2/27/2006	18 Years	\$1,192.25	Good	Active
127392	Fluke	Fluke 8508A/01-8.5 Digit Ref. Multi	Standards Lab Room B105	908852245	3/27/2006	17 Years	\$16,665.00	Good	Active
127441	Aluma Tower	Aluminum Crankup Tower 35Ft W/Base	0330018		4/3/2006	17 Years	\$2,235.00	Good	Active
127442	Aluma Tower	Aluminum Crankup Tower 35Ft W/Base	0850007		4/3/2006	17 Years	\$2,235.00	Good	Active
127530	Fluke	Fluke Kit	MRAS Shop D101A	9015198	4/20/2006	17 Years	\$1,362.05	Good	Active
127531	Fluke	Fluke Kit	0850007	9005307	4/20/2006	17 Years	\$1,362.05	Good	Active
132187	Thermo	VSCC Monitor	0830003	140AB266790704	5/17/2007	16 Years	\$24,964.00	Good	Active
132281	Thermo	49IA Photometric Ozone	1290001	0714922084	5/29/2007	16 Years	\$7,313.50	Good	Active
132282	Thermo	49IPS Photometric Ozone	1171002	0714922083	5/29/2007	16 Years	\$9,518.93	Good	Active
132884	Thermo	42I Chemil No-No2-Nox Analyzer	MRAS Shop D101A	CM07230014	6/28/2007	16 Years	\$11,305.00	Good	Active
133513	Chinook	Streamline Pro Multical System	MRAS Shop D101A	M070802	8/28/2007	16 Years	\$3,548.00	Good	Active

Property /Identification No.	Manufacturer and Model No.	Description	Location	Serial No.	Acquisition Date	Age	Initial Cost	Condition	Status
135129	Fluke	Fluke Kit-715/87-5E Calibrator 715	710005	9612059	6/9/2005	18 Years	\$1,081.00	Good	Active
135239	Aluma Tower	Crankup Tower Aluminum 35Ft	1171002	AT-82070-T-4-2	4/28/2008	15 Years	\$2,367.50	Good	Active
135538	Wells Cargo	Site Monitoring Trailer 8X20	0350004	1WC200J2383058622	5/14/2008	15 Years	\$14,597.00	Good	Active
135562	Wells Cargo	Site Monitoring Trailer 8X20	0850007	1WC200J2583058623	5/27/2008	15 Years	\$14,597.00	Good	Active
137051	Thermo	Photometric Ozone Analyzer	0910002	0820431148	7/14/2008	15 Years	\$7,353.50	Good	Active
137052	Thermo	Photometric Ozone Calibrator	MRAS Shop D101A	0820430996	7/14/2008	15 Years	\$10,165.00	Good	Active
137565	Thermo	TEOM Monitor 1405	0470015	1405A1264112212	9/8/2008	15 Years	\$17,554.10	Good	Active
137874	Enviroics	Zero Air Generator7000 Series	Standards Lab Room B105	4388	11/21/2008	15 Years	\$6,669.00	Good	Active
138593	Chinook	Streamline Pro Multical System	MRAS Shop D101A	M081202	4/15/2009	14 Years	\$3,917.00	Good	Active
138594	Chinook	Streamline Pro O-Multical System	MRAS Shop D101A	M081204	4/15/2009	14 Years	\$3,917.00	Good	Active
138595	Chinook	Streamline Pro Multical System	MRAS Shop D101A	M080510	4/15/2009	14 Years	\$3,917.00	Good	Active
139025	Thermo	49I-UV Photometric Ozone Calibrator	0050006	0913235776	5/4/2009	14 Years	\$10,202.76	Good	Active
139174	Thermo	49I-UV Photometric Ozone Analyzer	1130015	CM09130039	5/12/2009	14 Years	\$7,569.45	Good	Active
139697	Thermo	Partisol Plus 2025 Air Sampler	MRAS Shop D101A	2025B225330905	6/10/2009	14 Years	\$12,464.95	Good	Active
139698	Thermo	Partisol Plus 2025 Air Sampler	0090007	2025B225320905	6/10/2009	14 Years	\$12,464.95	Good	Active
139699	Thermo	TEOM Monitor Model 1405	0590004	1405A204650904	6/10/2009	14 Years	\$17,857.44	Good	Active
139700	Thermo	TEOM Monitor Model 1405	MRAS Shop D101A	1405A204780905	6/10/2009	14 Years	\$17,857.43	Good	Active
139701	Wells Cargo	Trailer 8X20 DEP21075	0713002	1WC200J2693059622	6/16/2009	14 Years	\$16,922.25	Good	Active
139702	Wells Cargo	Trailer 8X20DEP21076	0170006	1WC200J2893059623	6/16/2009	14 Years	\$16,922.25	Good	Active
140120	Teledyne	Teledyne Model 700 Calibrator	0890005	703-S	10/26/2009	14 Years	\$16,958.96	Good	Active
140296	Thermo	Air Sampler	MRAS Shop D101A	2025B225830910	1/11/2010	14 Years	\$12,575.80	Good	Active
140297	Thermo	Air Sampler	0010023	2025B225910910	1/11/2010	14 Years	\$12,575.80	Good	Active
140298	Thermo	Air Sampler	1171002	2025B225920912	1/11/2010	14 Years	\$12,575.80	Good	Active
140299	Thermo	Air Sampler	MRAS Shop D101A	2025B225930910	1/11/2010	14 Years	\$12,575.81	Good	Active
140300	Thermo	Air Sampler	0010023	2025B225940910	1/11/2010	14 Years	\$12,575.81	Good	Active
140301	Thermo	Analyzer	1012001	CM09500013	1/8/2010	14 Years	\$7,936.32	Good	Active
140302	Thermo	Analyzer	0730012	CM09500014	1/8/2010	14 Years	\$7,936.32	Good	Active
140303	Thermo	Analyzer	0050006	CM09500015	1/8/2010	14 Years	\$7,936.32	Good	Active
140304	Thermo	Analyzer	0590004	CM09500016	1/8/2010	14 Years	\$7,936.33	Good	Active
140305	Thermo	Analyzer	MRAS Shop D101A	CM09500017	1/8/2010	14 Years	\$7,936.33	Good	Active
140306	Thermo	Calibrator	1130015	0935239567	1/8/2010	14 Years	\$9,808.00	Good	Active
140307	Thermo	Calibrator	MRAS Shop D101A	035239568	1/8/2010	14 Years	\$9,808.00	Good	Active
140308	Thermo	Calibrator	0730012	035239569	1/8/2010	14 Years	\$9,808.00	Good	Active
140309	Thermo	Calibrator	1012001	035239570	1/8/2010	14 Years	\$9,808.00	Good	Active
140310	Thermo	Calibrator	0013012	035239571	1/8/2010	14 Years	\$9,808.00	Good	Active
140617	Teledyne	Gas Calibrator	1056005	898-S	6/1/2010	13 Years	\$15,103.00	Good	Active
140619	Teledyne	Gas Calibrator	MRAS Shop D101A	897-S	6/1/2010	13 Years	\$15,103.00	Good	Active
140620	Teledyne	Gas Calibrator	0470015	895-A	6/1/2010	13 Years	\$15,103.00	Good	Active
140621	Teledyne	Gas Calibrator	MRAS Shop D101A	899	6/1/2010	13 Years	\$15,103.00	Good	Active
140622	Teledyne	Gas Calibrator	0810028	900-S	6/1/2010	13 Years	\$15,103.00	Good	Active
140930	Vaisala	WXT520 Weather Transmitter	0890005	F2620012	7/9/2010	13 Years	\$2,032.75	Good	Active
141344	Dell	Computer Dell Optiplex 780	MRAS Shop D101A	H8Y74P1	12/6/2010	13 Years	\$621.90	Good	Active
141347	Dell	Computer Dell Optiplex 780	MRAS Shop D101A	1S955P1	12/6/2010	13 Years	\$621.90	Good	Active
141354	Dell	Computer Dell Optiplex 780	MRAS Shop D101A	9YQ74P1	12/6/2010	13 Years	\$621.90	Good	Active
141355	Dell	Computer Dell Optiplex 780	MRAS Shop D101A	CQ955P1	12/6/2010	13 Years	\$621.90	Good	Active
141356	Dell	Computer Dell Optiplex 780	MRAS Shop D101A	1Q955P1	12/6/2010	13 Years	\$621.90	Good	Active
141360	Dell	Computer Dell Optiplex 780	MRAS Shop D101A	G6X74P1	12/6/2010	13 Years	\$621.90	Good	Active
141364	Dell	Computer Dell Optiplex 780	MRAS Shop D101A	29Y74P1	12/6/2010	13 Years	\$621.90	Good	Active
141366	Dell	Computer Dell Optiplex 780	MRAS Shop D101A	FQ955P1	12/6/2010	13 Years	\$621.90	Good	Active
141370	Dell	Computer Dell Optiplex 780	MRAS Shop D101A	H7Y74P1	12/6/2010	13 Years	\$621.90	Good	Active
141371	Dell	Computer Dell Optiplex 780	MRAS Shop D101A	D5X74P1	12/6/2010	13 Years	\$621.90	Good	Active
141375	Dell	Computer Dell Optiplex 780	MRAS Shop D101A	JXQ74P1	12/6/2010	13 Years	\$621.90	Good	Active
141376	Dell	Computer Dell Optiplex 780	MRAS Shop D101A	D9Y74P1	12/6/2010	13 Years	\$621.90	Good	Active
141379	Dell	Computer Dell Optiplex 780	MRAS Shop D101A	CP955P1	12/6/2010	13 Years	\$621.90	Good	Active
141380	Dell	Computer Dell Optiplex 780	MRAS Shop D101A	7XQ74P1	12/6/2010	13 Years	\$621.90	Good	Active
141381	Dell	Computer Dell Optiplex 780	MRAS Shop D101A	1ZQ74P1	12/6/2010	13 Years	\$621.90	Good	Active
141382	Dell	Computer Dell Optiplex 780	MRAS Shop D101A	GR955P1	12/6/2010	13 Years	\$621.90	Good	Active

Property /Identification No.	Manufacturer and Model No.	Description	Location	Serial No.	Acquisition Date	Age	Initial Cost	Condition	Status
141383	Dell	Computer Dell Optiplex 780	MRAS Shop D101A	F9Y74P1	12/6/2010	13 Years	\$621.90	Good	Active
141385	Dell	Computer Dell Optiplex 780	MRAS Shop D101A	88Y74P1	12/6/2010	13 Years	\$621.90	Good	Active
141386	Dell	Computer Dell Optiplex 780	MRAS Shop D101A	16X74P1	12/6/2010	13 Years	\$621.90	Good	Active
142164	Teledyne	UV Analyzer	MRAS Shop D101A	0087	2/8/2011	13 Years	\$7,819.25	Good	Active
142165	Teledyne	Air System Model 7010	MRAS Shop D101A	3412	2/7/2011	13 Years	\$4,057.13	Good	Active
142166	Teledyne	Air System Model 7010	0170006	3413	2/7/2011	13 Years	\$4,057.13	Good	Active
142167	Teledyne	Air System Model 7010	MRAS Shop D101A	3414	2/7/2011	13 Years	\$4,057.13	Good	Active
142168	Teledyne	Air System Model 7010	0810028	3415	2/7/2011	13 Years	\$4,057.13	Good	Active
142169	Teledyne	Air System Model 7010	MRAS Shop D101A	3416	2/7/2011	13 Years	\$4,057.13	Good	Active
142170	Teledyne	Air System Model 7010	MRAS Shop D101A	3418	2/7/2011	13 Years	\$4,057.13	Good	Active
142171	Teledyne	Air System Model 7010	1071008	3419	2/7/2011	13 Years	\$4,057.13	Good	Active
142172	Teledyne	Air System Model 7010	1056005	3420	2/7/2011	13 Years	\$4,057.13	Good	Active
142173	Teledyne	Air System Model 7010	MRAS Shop D101A	3421	2/7/2011	13 Years	\$4,057.13	Good	Active
142174	Teledyne	Air System Model 7010	MRAS Shop D101A	3422	2/7/2011	13 Years	\$4,057.13	Good	Active
142176	Teledyne	Air System Model 7010	MRAS Shop D101A	3424	2/7/2011	13 Years	\$4,057.13	Good	Active
142178	Vaisala	Weather Transmitter	0330004	G0350001	2/7/2011	13 Years	\$2,648.00	Good	Active
142179	Vaisala	Weather Transmitter	0030002	G0350002	2/7/2011	13 Years	\$2,648.00	Good	Active
142180	Vaisala	Weather Transmitter	0590004	G0350003	2/7/2011	13 Years	\$2,648.00	Good	Active
142181	Vaisala	Weather Transmitter	0830003	G035004	2/7/2011	13 Years	\$2,648.00	Good	Active
142182	Vaisala	Weather Transmitter	1130015	G0350005	2/7/2011	13 Years	\$2,648.00	Good	Active
142183	Vaisala	Weather Transmitter	0350004	G0350006	2/7/2011	13 Years	\$2,648.00	Good	Active
142184	Vaisala	Weather Transmitter	0330018	G0350007	2/7/2011	13 Years	\$2,648.00	Good	Active
142185	Vaisala	Weather Transmitter	0470015	G0350008	2/7/2011	13 Years	\$2,648.00	Good	Active
142186	Vaisala	Weather Transmitter	MRAS Shop D101A	G0350009	2/7/2011	13 Years	\$2,648.00	Good	Active
142187	Vaisala	Weather Transmitter	1071008	G0350010	2/7/2011	13 Years	\$2,648.00	Good	Active
142188	Vaisala	Weather Transmitter	MRAS Shop D101A	G0350011	2/7/2011	13 Years	\$2,648.00	Good	Active
142189	Vaisala	Weather Transmitter	1110013	G0350012	2/7/2011	13 Years	\$2,648.00	Good	Active
142190	Vaisala	Weather Transmitter	MRAS Shop D101A	G0350013	2/7/2011	13 Years	\$2,648.00	Good	Active
142191	Vaisala	Weather Transmitter	0050006	G0350014	2/7/2011	13 Years	\$2,648.00	Good	Active
142192	Vaisala	Weather Transmitter	MRAS Shop D101A	G0350015	2/7/2011	13 Years	\$2,649.00	Good	Active
142256	Thermo	Air Sampler	1275002	2025B227811103	3/11/2011	12 Years	\$12,575.81	Good	Active
143498	Vaisala	Vaisala Weather Transmitter	0972002	G3420030	9/23/2011	12 Years	\$2,618.24	Good	Active
143499	Vaisala	Vaisala Weather Transmitter	0730012	G3420033	9/23/2011	12 Years	\$2,618.24	Good	Active
143500	Vaisala	Vaisala Weather Transmitter	1290001	G3420031	9/23/2011	12 Years	\$2,618.24	Good	Active
143501	Vaisala	Vaisala Weather Transmitter	1012001	G3420027	9/23/2011	12 Years	\$2,618.24	Good	Active
143502	Vaisala	Vaisala Weather Transmitter	0910002	G3420022	9/23/2011	12 Years	\$2,618.24	Good	Active
143503	Vaisala	Vaisala Weather Transmitter	MRAS Shop D101A	G3420021	9/23/2011	12 Years	\$2,618.24	Good	Active
143504	Vaisala	Vaisala Weather Transmitter	1056006	G3420026	9/23/2011	12 Years	\$2,618.24	Good	Active
143505	Vaisala	Vaisala Weather Transmitter	1171002	G3420029	9/23/2011	12 Years	\$2,618.24	Good	Active
143506	Vaisala	Vaisala Weather Transmitter	0850007	G3420035	9/23/2011	12 Years	\$2,618.24	Good	Active
143508	Vaisala	Vaisala Weather Transmitter	1272001	G3420032	9/23/2011	12 Years	\$2,618.24	Good	Active
143509	Vaisala	Vaisala Weather Transmitter	0094001	G3420024	9/23/2011	12 Years	\$2,618.24	Good	Active
143510	Vaisala	Vaisala Weather Transmitter	MRAS Shop D101A	G3420014	9/23/2011	12 Years	\$2,618.24	Good	Active
143511	Vaisala	Vaisala Weather Transmitter	0210004	G3420015	9/23/2011	12 Years	\$2,618.24	Good	Active
143512	Vaisala	Vaisala Weather Transmitter	0550003	G3420025	9/23/2011	12 Years	\$2,618.24	Good	Active
143513	Vaisala	Vaisala Weather Transmitter	0712002	G3420034	9/23/2011	12 Years	\$2,618.24	Good	Active
143514	Vaisala	Vaisala Weather Transmitter	0170006	G3420012	9/23/2011	12 Years	\$2,618.24	Good	Active
143515	Vaisala	Vaisala Weather Transmitter	0713002	G3420011	9/23/2011	12 Years	\$2,618.24	Good	Active
143516	Vaisala	Vaisala Weather Transmitter	0090007	G3420013	9/23/2011	12 Years	\$2,618.24	Good	Active
143517	Vaisala	Vaisala Weather Transmitter	0013012	G3420017	9/23/2011	12 Years	\$2,618.24	Good	Active
143518	Vaisala	Vaisala Weather Transmitter	0830004	G3420016	9/23/2011	12 Years	\$2,618.24	Good	Active
143519	Vaisala	Vaisala Weather Transmitter	0230002	G3420018	9/23/2011	12 Years	\$2,618.24	Good	Active
143520	Vaisala	Vaisala Weather Transmitter	MRAS Shop D101A	G3420020	9/23/2011	12 Years	\$2,618.24	Good	Active
143521	Vaisala	Vaisala Weather Transmitter	0690002	G3420019	9/23/2011	12 Years	\$2,618.24	Good	Active
143522	Vaisala	Vaisala Weather Transmitter	1010005	G3420023	9/23/2011	12 Years	\$2,618.24	Good	Active
145216	Thermo	Ozone Analyzer	0013012	1227254949	10/19/2012	11 Years	\$8,441.78	Good	Active
145217	Thermo	Ozone Analyzer	0972002		10/19/2012	11 Years	\$8,441.78	Good	Active

Property /Identification No.	Manufacturer and Model No.	Description	Location	Serial No.	Acquisition Date	Age	Initial Cost	Condition	Status
145218	Thermo	Ozone Analyzer	0690002	1227254945	10/19/2012	11 Years	\$8,441.78	Good	Active
145219	Thermo	Ozone Analyzer	0330004	1227254948	10/19/2012	11 Years	\$8,441.78	Good	Active
145220	Thermo	Ozone Analyzer	0830003	1227254942	10/19/2012	11 Years	\$8,441.78	Good	Active
145221	Thermo	Ozone Analyzer	MRAS Shop D101A	1227254944	10/19/2012	11 Years	\$8,441.78	Good	Active
145222	Thermo	Ozone Analyzer	0330018	1227254950	10/19/2012	11 Years	\$8,441.78	Good	Active
145223	Thermo	Ozone Analyzer	1272001	1227254946	10/19/2012	11 Years	\$8,441.78	Good	Active
145224	Thermo	Ozone Analyzer	MRAS Shop D101A		10/19/2012	11 Years	\$8,441.78	Good	Active
145225	Thermo	Ozone Calibrator	0330018	1227254881	10/19/2012	11 Years	\$11,487.49	Good	Active
145226	Thermo	Ozone Calibrator	0210004	1227254880	10/19/2012	11 Years	\$11,487.49	Good	Active
145227	Thermo	Ozone Calibrator	1272001	1227254882	10/19/2012	11 Years	\$11,487.49	Good	Active
145228	Thermo	Ozone Calibrator	0330004	1227254878	10/19/2012	11 Years	\$11,487.49	Good	Active
145229	Thermo	Ozone Calibrator	MRAS Shop D101A	1227254879	10/19/2012	11 Years	\$11,487.49	Good	Active
145230	Thermo	Pulse Fluor SO2 Analyzer	1071008	1227254884	10/19/2012	11 Years	\$11,213.28	Good	Active
145231	Thermo	Pulse Fluor SO2 Analyzer	0890005	1227254883	10/19/2012	11 Years	\$11,213.28	Good	Active
145265	Thermo	Air Monitor	0910002	1405A212581101	3/30/2011	12 Years	\$18,374.48	Good	Active
145266	Thermo	Air Monitor	0890010	1405A213561102	3/30/2011	12 Years	\$18,374.48	Good	Active
145510	Thermo	Pulse Flour Model 431 S02 Analyzer	0330004	1308857348	4/11/2013	10 Years	\$11,497.28	Good	Active
145511	Thermo	Pulse Flour Model 431 S02 Analyzer	0170006	1308857349	4/11/2013	10 Years	\$11,497.28	Good	Active
145512	Thermo	Pulse Flour Model 431 S02 Analyzer	0810028	1308857350	4/11/2013	10 Years	\$11,497.28	Good	Active
145513	Thermo	Pulse Flour Model 431 S02 Analyzer	MRAS Shop D101A	1308857351	4/11/2013	10 Years	\$11,497.28	Good	Active
146565	Thermo	UV 03 Analyzer	1275002	1317958398	7/12/2013	10 Years	\$8,657.24	Good	Active
146566	Thermo	UV 03 Analyzer	1056005		7/12/2013	10 Years	\$8,657.24	Good	Active
146567	Thermo	UV 03 Analyzer	0090007	1317958400	7/12/2013	10 Years	\$8,657.24	Good	Active
146568	Thermo	UV 03 Calibrator	0094001	1317958401	7/12/2013	10 Years	\$11,771.49	Good	Active
146569	Thermo	UV 03 Calibrator	0090007	1317958402	7/12/2013	10 Years	\$11,771.49	Good	Active
146570	Thermo	UV 03 Calibrator	MRAS Shop D101A		7/12/2013	10 Years	\$11,771.49	Good	Active
146571	Thermo	UV 03 Calibrator	MRAS Shop D101A		7/12/2013	10 Years	\$11,771.49	Good	Active
146572	Thermo	1405 Monitor	0730012		7/12/2013	10 Years	\$16,883.57	Good	Active
146573	Thermo	Pulse S02 Analyzer	MRAS Shop D101A	JC1306300719	7/12/2013	10 Years	\$11,486.40	Good	Active
146574	Thermo	Pulse S02 Analyzer	1056005		7/12/2013	10 Years	\$11,486.40	Good	Active
147046	Thermo	UV 03 Analyzer 491A1Naa	0830004	1331659576	12/11/2013	10 Years	\$7,917.81	Good	Active
147047	Thermo	UV 03 Analyzer 491A1Naa	0230002	1331659580	12/11/2013	10 Years	\$7,917.81	Good	Active
147048	Thermo	UV 03 Analyzer 491A1Naa	0350004	1331659608	12/11/2013	10 Years	\$7,917.81	Good	Active
147049	Thermo	UV 03 Analyzer 491A1Naa	0210004	1331659573	12/11/2013	10 Years	\$7,917.81	Good	Active
147050	Thermo	UV 03 Analyzer 491A1Naa	MRAS Shop D101A	1331659539	12/11/2013	10 Years	\$7,917.81	Good	Active
147051	Thermo	UV 03 Analyzer 491A1Naa	0030002	1331659578	12/11/2013	10 Years	\$7,917.81	Good	Active
147052	Thermo	UV 03 Analyzer 491A1Naa	1010005	1331659538	12/11/2013	10 Years	\$7,917.81	Good	Active
147053	Thermo	UV 03 Analyzer 491A1Naa	0550003	1331659581	12/11/2013	10 Years	\$7,917.81	Good	Active
147054	Thermo	UV 03 Analyzer 491A1Naa	0713002	1331659575	12/11/2013	10 Years	\$7,917.81	Good	Active
147055	Thermo	UV 03 Analyzer 491A1Naa	1110013	1331659609	12/11/2013	10 Years	\$7,917.81	Good	Active
147056	Thermo	UV 03 Analyzer 491A1Naa	MRAS Shop D101A	1331659579	12/11/2013	10 Years	\$7,917.81	Good	Active
147057	Thermo	UV 03 Analyzer 491A1Naa	MRAS Shop D101A	1331659577	12/11/2013	10 Years	\$7,917.81	Good	Active
147058	Thermo	UV 03 Analyzer 491A1Naa	1056006	1331659574	12/11/2013	10 Years	\$7,917.81	Good	Active
147059	Thermo	UV 03 Analyzer 491A1Naa	0712002	1331659610	12/11/2013	10 Years	\$7,917.81	Good	Active
147060	Thermo	UV 03 Primary Standard Calibrator	0830003	1331659541	12/11/2013	10 Years	\$10,766.07	Good	Active
147061	Thermo	UV 03 Primary Standard Calibrator	0972002	1331659643	12/11/2013	10 Years	\$10,766.07	Good	Active
147062	Thermo	UV 03 Primary Standard Calibrator	MRAS Shop D101A	1331659645	12/11/2013	10 Years	\$10,766.07	Good	Active
147063	Thermo	UV 03 Primary Standard Calibrator	1171002	1331659614	12/11/2013	10 Years	\$10,766.07	Good	Active
147064	Thermo	UV 03 Primary Standard Calibrator	0830004	1331659584	12/11/2013	10 Years	\$10,766.07	Good	Active
147065	Thermo	UV 03 Primary Standard Calibrator	0713002	1331659608	12/11/2013	10 Years	\$10,766.07	Good	Active
147066	Thermo	UV 03 Primary Standard Calibrator	0030002	1331659540	12/11/2013	10 Years	\$10,766.07	Good	Active
147067	Thermo	UV 03 Primary Standard Calibrator	0690002	1331659582	12/11/2013	10 Years	\$10,766.07	Good	Active
147068	Thermo	UV 03 Primary Standard Calibrator	MRAS Shop D101A	1331659611	12/11/2013	10 Years	\$10,766.07	Good	Active
147069	Thermo	UV 03 Primary Standard Calibrator	0350004	1331659628	12/11/2013	10 Years	\$10,766.07	Good	Active
147070	Thermo	UV 03 Primary Standard Calibrator	0590004	1331659629	12/11/2013	10 Years	\$10,766.07	Good	Active
147071	Thermo	UV 03 Primary Standard Calibrator	1275002	1331659630	12/11/2013	10 Years	\$10,766.07	Good	Active
147072	Thermo	UV 03 Primary Standard Calibrator	1010005	1331659583	12/11/2013	10 Years	\$10,766.07	Good	Active

Property /Identification No.	Manufacturer and Model No.	Description	Location	Serial No.	Acquisition Date	Age	Initial Cost	Condition	Status
147073	Thermo	UV 03 Primary Standard Calibrator	0550003	1331659627	12/11/2013	10 Years	\$10,766.07	Good	Active
147074	Thermo	UV 03 Primary Standard Calibrator	1110013	1331659642	12/11/2013	10 Years	\$10,766.07	Good	Active
147075	Thermo	UV 03 Primary Standard Calibrator	0230002	1331659612	12/11/2013	10 Years	\$10,766.07	Good	Active
147076	Thermo	UV 03 Primary Standard Calibrator	1056006	1331659644	12/11/2013	10 Years	\$10,766.07	Good	Active
147077	Thermo	UV 03 Primary Standard Calibrator	MRAS Shop D101A	1331659613	12/11/2013	10 Years	\$10,766.07	Good	Active
147078	Thermo	UV 03 Primary Standard Calibrator	0910002	1331659543	12/11/2013	10 Years	\$10,766.07	Good	Active
147079	Thermo	UV 03 Primary Standard Calibrator	0850007	1331659542	12/11/2013	10 Years	\$10,766.07	Good	Active
147080	Teledyne	T700 Dynamic Dilution Calibrator	MRAS Shop D101A	1038	12/28/2013	10 Years	\$15,313.43	Good	Active
147081	Teledyne	T700 Dynamic Dilution Calibrator	0330004	1039	12/28/2013	10 Years	\$15,313.43	Good	Active
147082	Teledyne	T700 Dynamic Dilution Calibrator	MRAS Shop D101A	1040	12/28/2013	10 Years	\$15,313.43	Good	Active
147891	Nova-Lynx	M202 Handheld Digital Barometer	MRAS Shop D101A	1238000148	4/18/2014	9 Years	\$1,452.85	Good	Active
148145	Thermo	Continuous PM Monitor	1290001	1405A228401405	6/18/2014	9 Years	\$17,138.19	Good	Active
148239	Thermo	Analyzer	1290001	1417862270	6/30/2014	9 Years	\$8,960.83	Good	Active
148240	Thermo	Analyzer	0094001	1417862271	6/30/2014	9 Years	\$8,960.83	Good	Active
148241	Thermo	Analyzer	0850007	1417862272	6/30/2014	9 Years	\$8,960.83	Good	Active
148242	Thermo	Calibrator	1056005	1417862273	6/30/2014	9 Years	\$12,231.77	Good	Active
148243	Thermo	Calibrator	0712002	1417862274	6/30/2014	9 Years	\$12,231.77	Good	Active
148411	William Scotsman	Portable Bldg	0330018	B043MODB25	8/6/2014	9 Years	\$34,799.00	Good	Active
148419	Nova-Lynx	Barometer	MRAS Shop D101A		8/14/2014	9 Years	\$1,448.25	Good	Active
148420	Nova-Lynx	Barometer	MRAS Shop D101A		8/14/2014	9 Years	\$1,448.25	Good	Active
148421	Nova-Lynx	Barometer	MRAS Shop D101A	1429000090	8/14/2014	9 Years	\$1,448.25	Good	Active
149023	ESC 8872	Data Logger	0730012	0381	2/6/2015	9 Years	\$6,280.00	Good	Active
149365	Thermo	Partisol Air Sampler	710005	2025IW202731412	5/4/2015	8 Years	\$12,970.08	Good	Active
149366	Thermo	Air Samplers	0330004	2025IW207201412	5/4/2015	8 Years	\$12,970.08	Good	Active
149367	Thermo	Partisol Air Sampler	0330004	2025IW207241412	5/4/2015	8 Years	\$12,970.08	Good	Active
149368	Thermo	Partisol Air Sampler	0730012	2025IW207211412	5/4/2015	8 Years	\$12,970.08	Good	Active
149369	Thermo	Partisol Air Sampler	0730012	2025IW207311501	5/4/2015	8 Years	\$12,970.08	Good	Active
149468	Teledyne	Calibrator	MRAS Shop D101A	242	6/12/2015	8 Years	\$21,610.90	Good	Active
149485	ESC 8872	Data Loggers	0330004	0458	6/16/2015	8 Years	\$6,647.50	Good	Active
149486	ESC 8872	Data Loggers	1290001	0459	6/16/2015	8 Years	\$6,647.50	Good	Active
149487	ESC 8872	Data Loggers	MRAS Shop D101A	0460	6/16/2015	8 Years	\$6,647.50	Good	Active
149488	ESC 8872	Data Loggers	0030002	461	6/16/2015	8 Years	\$6,647.50	Good	Active
149489	ESC 8872	Data Loggers	0090007	462	6/16/2015	8 Years	\$6,647.50	Good	Active
149558	Teledyne	Calibrator T750U 56	MRAS Shop D101A	56	7/10/2015	8 Years	\$21,387.90	Good	Active
149559	Teledyne	Calibrator	MRAS Shop D101A	57	7/10/2015	8 Years	\$21,387.90	Good	Active
149560	Teledyne	Calibrator T750U 58	MRAS Shop D101A	58	7/10/2015	8 Years	\$21,387.90	Good	Active
149630	ESC 8872	Base Model 8872 Data Acquisition	0890005	0488	9/11/2015	8 Years	\$6,840.00	Good	Active
149631	ESC 8872	Base Model 8872 Data Acquisition	0890010	0489	9/11/2015	8 Years	\$6,840.00	Good	Active
149632	ESC 8872	Base Model 8872 Data Acquisition	0230002	0487	9/11/2015	8 Years	\$6,840.00	Good	Active
149633	ESC 8872	Base Model 8872 Data Acquisition	1171002	0490	9/11/2015	8 Years	\$6,840.00	Good	Active
149826	Thermo	431 SO2 Analyzer	0470015	JC1526101647	11/12/2015	8 Years	\$11,983.43	Good	Active
149827	Thermo	431 SO2 Analyzer	MRAS Shop D101A	JC1526101643	11/12/2015	8 Years	\$11,983.43	Good	Active
149904	Teledyne	Model 602 Betaplus Particle	MRAS Shop D101A	182	11/18/2015	8 Years	\$48,913.44	Good	Active
149905	Teledyne	Model 602 Betaplus Particle	MRAS Shop D101A	183	11/18/2015	8 Years	\$48,913.43	Good	Active
149906	Teledyne	Model 602 Betaplus Particle	MRAS Shop D101A	184	11/18/2015	8 Years	\$48,913.43	Good	Active
149977	Thermo	TEOM 1405 Monitor	0050006	1405A232741511	12/1/2015	8 Years	\$16,881.22	Good	Active
149978	Thermo	TEOM 1405 Monitor	0230002	1405A232711510	12/1/2015	8 Years	\$16,881.22	Good	Active
149979	Thermo	TEOM 1405 Monitor	MRAS Shop D101A	1405A232961511	12/1/2015	8 Years	\$16,881.22	Good	Active
149980	Thermo	TEOM 1405 Monitor	1130015	1405A232801511	12/1/2015	8 Years	\$16,881.22	Good	Active
149981	Thermo	TEOM 1405 Monitor	0170006	1405A232951511	12/1/2015	8 Years	\$16,881.22	Good	Active
150105	Teledyne	T700 Dynamic Dilution Calibrator	1071008	2330	1/26/2016	8 Years	\$14,914.00	Good	Active
150106	Teledyne	T700 Dynamic Dilution Calibrator	0170006	2329	1/26/2016	8 Years	\$14,914.00	Good	Active
150107	Teledyne	T700 Dynamic Dilution Calibrator	MRAS Shop D101A	2328	1/26/2016	8 Years	\$14,914.00	Good	Active
151131	BGI	Tetralcal Calibrators	MRAS Shop D101A	151505	10/12/2016	7 Years	\$2,300.00	Good	Active
151132	BGI	Tetralcal Calibrator	MRAS Shop D101A	151494	10/18/2016	7 Years	\$2,300.00	Good	Active
151133	BGI	Tetralcal Calibrator	MRAS Shop D101A	151503	10/18/2016	7 Years	\$2,300.00	Good	Active
151134	BGI	Tetralcal Calibrator	MRAS Shop D101A	151509	10/18/2016	7 Years	\$2,300.00	Good	Active

Property /Identification No.	Manufacturer and Model No.	Description	Location	Serial No.	Acquisition Date	Age	Initial Cost	Condition	Status
151135	BGI	Tetracal Calibrator	MRAS Shop D101A	151498	10/18/2016	7 Years	\$2,300.00	Good	Active
151136	BGI	Tetracal Calibrator	MRAS Shop D101A	151500	10/18/2016	7 Years	\$2,300.00	Good	Active
151137	BGI	Tetracal Calibrator	MRAS Shop D101A	151504	10/18/2016	7 Years	\$2,300.00	Good	Active
151138	BGI	Tetracal Calibrator	MRAS Shop D101A	151493	10/18/2016	7 Years	\$2,300.00	Good	Active
152008	Teledyne	Portab. Dynamic Dilution Calibrator	Standards Lab Room B105	99	4/20/2017	6 Years	\$22,116.50	Good	Active
152012	Thermo	1405 Membrane Monitor	1056006	1405A239061703	4/25/2017	6 Years	\$20,264.42	Good	Active
152054	Thermo	Paritsol Plus Sampler 2025I-Av	0090007	2025IW11921704	5/9/2017	6 Years	\$18,201.88	Good	Active
152395	Teledyne	Mass Monitor T640 PM	1171002	182	6/13/2017	6 Years	\$23,307.40	Good	Active
152396	Teledyne	Mass Monitor T640 PM	710005	183	6/13/2017	6 Years	\$23,307.40	Good	Active
152397	Teledyne	Mass Monitor T640 PM	1275002	184	6/13/2017	6 Years	\$23,307.40	Good	Active
152398	Teledyne	Mass Monitor T640 PM	0730012	185	6/13/2017	6 Years	\$23,307.40	Good	Active
152399	Teledyne	Mass Monitor T640 PM	MRAS Shop D101A	186	6/13/2017	6 Years	\$23,799.20	Good	Active
152472	Teledyne	T300U Co Analy 2 Pk	1290001	SN378	7/11/2017	6 Years	\$13,181.50	Good	Active
152514	Thermo	1405 Avf TEOM	MRAS Shop D101A	1405A239561706	7/14/2017	6 Years	\$20,264.42	Good	Active
152515	Thermo	1405 Avf TEOM	1275002	1405A239571706	7/14/2017	6 Years	\$20,264.42	Good	Active
152516	Thermo	1405 Avf TEOM	1171002	1405A239551706	7/14/2017	6 Years	\$20,264.42	Good	Active
152604	ESC 8872	Agilaire Data Acquisition System	710005	717	7/25/2017	6 Years	\$6,840.00	Good	Active
152605	ESC 8872	Agilaire Data Acquisition System	MRAS Shop D101A	718	7/25/2017	6 Years	\$6,840.00	Good	Active
152606	ESC 8872	Agilaire Data Acquisition System	MRAS Shop D101A	719	7/25/2017	6 Years	\$6,840.00	Good	Active
152607	ESC 8872	Agilaire Data Acquisition System	1056006	720	7/25/2017	6 Years	\$6,840.00	Good	Active
152608	ESC 8872	Agilaire Data Acquisition System	1275002	721	7/25/2017	6 Years	\$6,840.00	Good	Active
152635	Teledyne	T100U Analyzer	1290001	278	7/27/2017	6 Years	\$12,686.50	Good	Active
152636	Teledyne	T200U Analyzer	1290001	334	7/27/2017	6 Years	\$22,831.50	Good	Active
153217	Thermo	1405 Avf TEOM	0210004	1405A240341711	11/14/2017	6 Years	\$20,264.42	Good	Active
153218	Thermo	1405 Avf TEOM	710005	1405A240351711	11/14/2017	6 Years	\$20,264.42	Good	Active
153345	Teledyne	Mass Monitor T640 PM	MRAS Shop D101A	281	11/28/2017	6 Years	\$23,307.40	Good	Active
153346	Teledyne	Mass Monitor T640 PM	MRAS Shop D101A	282	11/28/2017	6 Years	\$23,307.40	Good	Active
153347	Teledyne	Mass Monitor T640 PM	MRAS Shop D101A	283	11/28/2017	6 Years	\$23,307.40	Good	Active
153348	Teledyne	Mass Monitor T640 PM	1056006	284	11/28/2017	6 Years	\$23,307.40	Good	Active
153384	Agilaire 8872	Agilaire Data Acquisition System	B1071008	777	2/19/2018	6 Years	\$6,795.00	Good	Active
153385	Agilaire 8872	Agilaire Data Acquisition System	(MRAS Shop D101)	775	2/19/2018	6 Years	\$6,795.00	Good	Active
153386	Agilaire 8872	Agilaire Data Acquisition System	C0830003	776	2/19/2018	6 Years	\$6,795.00	Good	Active
153387	Agilaire 8872	Agilaire Data Acquisition System	D0170006	769	2/19/2018	6 Years	\$6,795.00	Good	Active
153388	Agilaire 8872	Agilaire Data Acquisition System	C0830004	770	2/19/2018	6 Years	\$6,795.00	Good	Active
153389	Agilaire 8872	Agilaire Data Acquisition System	B0013012	771	2/19/2018	6 Years	\$6,795.00	Good	Active
153390	Agilaire 8872	Agilaire Data Acquisition System	A0330018	772	2/19/2018	6 Years	\$6,795.00	Good	Active
153391	Agilaire 8872	Agilaire Data Acquisition System	A0050006	773	2/19/2018	6 Years	\$6,795.00	Good	Active
153392	Agilaire 8872	Agilaire Data Acquisition System	A1130015	774	2/19/2018	6 Years	\$6,795.00	Good	Active
153393	Agilaire 8872	Agilaire Data Acquisition System	A0590004	778	2/19/2018	6 Years	\$6,795.00	Good	Active
154057	PolyScience	Rfg Circulating Water Bath.	(Standards Lab Room B105)	1803-02276	5/3/2018	5 Years	\$2,441.65	Good	Active
154059	Thermo	1405 Avf TEOM	A0050006	1405A240911803	5/4/2018	5 Years	\$20,565.75	Good	Active
154510	Teledyne	API T 640X	(MRAS Shop D101)	438	5/18/2018	5 Years	\$35,000.00	Good	Active
154511	Teledyne	API T 640X	C1275002	437	5/18/2018	5 Years	\$35,000.00	Good	Active
154567	Teledyne	API 751H	(Standards Lab Room B105)	239	6/27/2019	4 Years	\$7,850.00	Good	Active
154568	Teledyne	API 751H	(Standards Lab Room B105)	240	6/27/2019	4 Years	\$7,850.00	Good	Active
154569	Teledyne	API 751H	(Standards Lab Room B105)	241	6/27/2019	4 Years	\$7,850.00	Good	Active
154570	Teledyne	API 751H	(Standards Lab Room B105)	242	6/27/2019	4 Years	\$7,850.00	Good	Active
155232	Nova-Lynx	Barometer	(MRAS Shop D101)	1739000191	11/6/2018	5 Years	\$1,874.50	Good	Active
155233	Nova-Lynx	Barometer	(MRAS Shop D101)	1739000193	11/6/2018	5 Years	\$1,874.50	Good	Active
155234	Nova-Lynx	Barometer	(MRAS Shop D101)	1742000143	11/6/2018	5 Years	\$1,874.50	Good	Active
155235	Nova-Lynx	Barometer	(First Coast)	1742000144	11/6/2018	5 Years	\$1,874.50	Good	Active
155236	Nova-Lynx	Barometer	(MRAS Shop D101)	1742000145	11/6/2018	5 Years	\$1,874.50	Good	Active
155250	Teledyne	T750U Calibration	(Standards Lab Room B105)	152	11/1/2018	5 Years	\$23,137.50	Good	Active
155264	Met One	AIO2 All In One Sensor	G0730012	X10698	11/20/2018	5 Years	\$2,245.50	Good	Active
155265	Met One	AIO2 All In One Sensor	(MRAS Shop D101)	X25001	11/20/2018	5 Years	\$2,245.50	Good	Active
155266	Met One	AIO2 All In One Sensor	(MRAS Shop D101)	X25002	11/20/2018	5 Years	\$2,245.50	Good	Active
155267	Met One	AIO2 All In One Sensor	G1290001	X25003	11/20/2018	5 Years	\$2,245.50	Good	Active

Property /Identification No.	Manufacturer and Model No.	Description	Location	Serial No.	Acquisition Date	Age	Initial Cost	Condition	Status
155366	BGI	Flow Reference	(Space Coast)	166082	11/27/2018	5 Years	\$2,725.50	Good	Active
155367	BGI	Flow Reference	(MRAS Shop D101)	166083	11/27/2018	5 Years	\$2,725.50	Good	Active
155368	BGI	Flow Reference	(MRAS Shop D101)	166084	11/27/2018	5 Years	\$2,725.50	Good	Active
155369	BGI	Flow Reference	(MRAS Shop D101)	166229	11/27/2018	5 Years	\$2,725.50	Good	Active
155370	BGI	Flow Reference	(MRAS Shop D101)	166230	11/27/2018	5 Years	\$2,725.50	Good	Active
155371	BGI	Flow Reference	(MRAS Shop D101)	166231	11/27/2018	5 Years	\$2,725.50	Good	Active
155372	BGI	Flow Reference	(MRAS Shop D101)	166232	11/27/2018	5 Years	\$2,725.50	Good	Active
155373	BGI	Flow Reference	(Forgotten Coast)	166233	11/27/2018	5 Years	\$2,725.50	Good	Active
155374	BGI	Flow Reference	(MRAS Shop D101)	166234	11/27/2018	5 Years	\$2,725.50	Good	Active
155375	BGI	Flow Reference	(MRAS Shop D101)	166235	11/27/2018	5 Years	\$2,725.50	Good	Active
155460	Agilaire 8872	Agilaire Data Acquisition System	(MRAS Shop D101B)	865	2/21/2019	5 Years	\$8,550.00	Good	Active
155461	Agilaire 8872	Agilaire Data Acquisition System	(MRAS Shop D101B)	866	2/21/2019	5 Years	\$8,550.00	Good	Active
155462	Agilaire 8872	Agilaire Data Acquisition System	(MRAS Shop D101B)	867	2/21/2019	5 Years	\$8,550.00	Good	Active
155463	Agilaire 8872	Agilaire Data Acquisition System	(MRAS Shop D101B)	868	2/21/2019	5 Years	\$8,550.00	Good	Active
155469	Agilaire 8872	Agilaire Data Acquisition System	(MRAS Shop D101B)	874	2/21/2019	5 Years	\$8,550.00	Good	Active
155465	Agilaire 8872	Agilaire Data Acquisition System	(MRAS Shop D101B)	870	2/21/2019	5 Years	\$8,550.00	Good	Active
155466	Agilaire 8872	Agilaire Data Acquisition System	(MRAS Shop D101B)	871	2/21/2019	5 Years	\$8,550.00	Good	Active
155467	Agilaire 8872	Agilaire Data Acquisition System	(MRAS Shop D101B)	872	2/21/2019	5 Years	\$8,550.00	Good	Active
155464	Agilaire 8872	Agilaire Data Acquisition System	(MRAS Shop D101B)	869	2/21/2019	5 Years	\$8,550.00	Good	Active
155468	Agilaire 8872	Agilaire Data Acquisition System	(MRAS Shop D101B)	873	2/21/2019	5 Years	\$8,550.00	Good	Active
155517	Thermo	146IQ Dynamic Gas Calibrator	(MRAS Shop D101B)	1182980003	2/28/2019	5 Years	\$21,107.73	Good	Active
156180	Nova-Lynx	Barometer	(Standards Lab Room B105)	1918000073	4/18/2019	4 Years	\$1,630.00	Good	Active
156189	Mesa Labs	MI-800 Base	(Standards Lab Room B105)	172051	5/21/2019	4 Years	\$6,800.00	Good	Active
156190	Mesa Labs	MI-800 High Cell	(Standards Lab Room B105)	170560	5/21/2019	4 Years	\$11,000.00	Good	Active
156191	Mesa Labs	MI-800 Medium Cell	(Standards Lab Room B105)	171983	5/21/2019	4 Years	\$11,000.00	Good	Active
156192	Mesa Labs	MI-800 Low Cell	(Standards Lab Room B105)	170275	5/21/2019	4 Years	\$11,000.00	Good	Active
156193	Mesa Labs	MI-800 Ultra Low Cell	(Standards Lab Room B105)	170812	5/21/2019	4 Years	\$18,500.00	Good	Active
156234	Nova-Lynx	Barometer	(Standards Lab Room B105)	1918000074	4/18/2019	4 Years	\$1,630.00	Good	Active
156235	Nova-Lynx	Barometer	(Standards Lab Room B105)	1918000075	4/18/2019	4 Years	\$1,630.00	Good	Active
156236	Nova-Lynx	Barometer	(Standards Lab Room B105)	1921000073	4/18/2019	4 Years	\$1,630.00	Good	Active
156237	Nova-Lynx	Barometer	(Standards Lab Room B105)	1921000074	4/18/2019	4 Years	\$1,630.00	Good	Active
156540	Teledyne	API T 640X	C1275002	713	6/28/2019	4 Years	\$37,022.00	Good	Active
156542	Teledyne	API 751H	(Standards Lab Room B105)	303	6/27/2019	4 Years	\$7,850.00	Good	Active
156596	Agilaire 8872	Agilaire Data Acquisition System	E0550003	0914	7/8/2019	4 Years	\$7,695.00	Good	Active
156597	Agilaire 8872	Agilaire Data Acquisition System	D1012001	0915	7/8/2019	4 Years	\$7,695.00	Good	Active
156598	Agilaire 8872	Agilaire Data Acquisition System	E0713002	0916	7/8/2019	4 Years	\$7,695.00	Good	Active
156599	Agilaire 8872	Agilaire Data Acquisition System	D0810028	0917	7/8/2019	4 Years	\$7,695.00	Good	Active
156600	Agilaire 8872	Agilaire Data Acquisition System	E0712002	0918	7/8/2019	4 Years	\$7,695.00	Good	Active
156601	Agilaire 8872	Agilaire Data Acquisition System	E0210004	0919	7/8/2019	4 Years	\$7,695.00	Good	Active
156602	Agilaire 8872	Agilaire Data Acquisition System	D1056005	0920	7/8/2019	4 Years	\$7,695.00	Good	Active
156603	Agilaire 8872	Agilaire Data Acquisition System	C0094001	0921	7/8/2019	4 Years	\$7,695.00	Good	Active
156628	EKTO	TEOM Outdoor Shelter	MRAS Shop D101A	3695-7	5/25/2006	17 Years	\$5,875.00	Good	Active
157220	BGI	Flow Reference	(Standards Lab Room B105)	174721	12/4/2019	4 Years	\$2,806.00	Good	Active
157221	BGI	Flow Reference	(Standards Lab Room B105)	175818	12/4/2019	4 Years	\$2,806.00	Good	Active
157222	BGI	Flow Reference	(Standards Lab Room B105)	175819	12/4/2019	4 Years	\$2,806.00	Good	Active
157223	BGI	Flow Reference	(Standards Lab Room B105)	175820	12/4/2019	4 Years	\$2,806.00	Good	Active
157224	BGI	Flow Reference	(Standards Lab Room B105)	175821	12/4/2019	4 Years	\$2,806.00	Good	Active
157450	Thermo	49IQ UV Photometric Ozone (O3) Analyzer	MRAS Shop D101	1200937048	5/1/2020	3 Years	\$10,802.98	Good	Active
157604	Mesa Labs	Mesa Labs 800-B	(Standards Lab Room B105)	178446	5/11/2020	3 Years	\$7,192.00	Good	Active
157605	Mesa Labs	Mesa Labs 800-10	(Standards Lab Room B105)	174973	5/11/2020	3 Years	\$11,220.00	Good	Active
157606	Mesa Labs	Mesa Labs 800-24	(Standards Lab Room B105)	176851	5/11/2020	3 Years	\$11,220.00	Good	Active
157607	Mesa Labs	Mesa Labs 800-44	(Standards Lab Room B105)	175786	5/11/2020	3 Years	\$11,220.00	Good	Active
157673	Nova-Lynx	Barometer	Emerald Coast	1931000075	5/1/2020	3 Years	\$1,855.76	Good	Active
157679	Nova-Lynx	Barometer	Emerald Coast	1931000076	5/1/2020	3 Years	\$1,855.76	Good	Active
157942	Agilaire 8872	Agilaire Data Acquisition System	MRAS Shop D101	1032	4/20/2020	3 Years	\$7,737.00	Good	Active
157943	Agilaire 8872	Agilaire Data Acquisition System	B0350004	1033	4/20/2020	3 Years	\$7,737.00	Good	Active
157944	Agilaire 8872	Agilaire Data Acquisition System	B0350004	1034	4/20/2020	3 Years	\$7,737.00	Good	Active

Property /Identification No.	Manufacturer and Model No.	Description	Location	Serial No.	Acquisition Date	Age	Initial Cost	Condition	Status
157945	Agilair 8872	Agilair Data Acquisition System	E0712002	1035	4/20/2020	3 Years	\$7,737.00	Good	Active
157946	Agilair 8872	Agilair Data Acquisition System	E0710005	1036	4/20/2020	3 Years	\$7,737.00	Good	Active
157985	Teledyne	API T 640	B0013012	1045	10/5/2020	3 Years	\$22,595.00	Good	Active
158726	Teledyne	API T 640X	E0710005	1213	3/13/2021	2 Years	\$35,000.00	Good	Active
159688	Teledyne	API T700	(Standards Lab Room B105)	5269	12/15/2021	2 Years	\$12,510.00	Good	Active
159689	Teledyne	API T700	(Standards Lab Room B105)	5270	12/15/2021	2 Years	\$12,510.00	Good	Active
159769	Teledyne	API T750U	OAM QA Mary Clark	198	9/22/2022	1 Year	\$23,220.00	Good	Active
160028	Teledyne	API T 640X	E0710005	1431	9/22/2022	1 Year	\$41,300.00	Good	Active
160029	Teledyne	API T 640X	A0330004	1429	9/22/2022	1 Year	\$41,300.00	Good	Active
160926	Thermo	491Q	MRAS Shop D101	12228020903	11/8/2022	1 Year	\$17,362.76	Good	Active
160927	Thermo	491Q	MRAS Shop D101	12228020904	11/8/2022	1 Year	\$17,362.76	Good	Active
160928	Thermo	491Q	MRAS Shop D101	12228020905	11/8/2022	1 Year	\$17,362.76	Good	Active
160929	Thermo	491Q	MRAS Shop D101	12228020906	11/8/2022	1 Year	\$17,362.76	Good	Active
161177	Teledyne	API T 640	MRAS Shop D101	1598	1/3/2023	14 Months	\$25,400.00	Good	Active
161178	Teledyne	API T 640X	MRAS Shop D101	1599	1/3/2023	14 Months	\$43,050.00	Good	Active
161179	Teledyne	API T700	MRAS Shop D101	5498	1/3/2023	14 Months	\$14,903.20	Good	Active
161180	Teledyne	API T700	MRAS Shop D101	5499	1/3/2023	14 Months	\$14,903.20	Good	Active
161181	Teledyne	API T750U	(Standards Lab Room B105)	214	1/13/2023	13 Months	\$23,420.00	Good	Active
161909	Teledyne	API T 640	0730012	1824	6/1/2023	9 Months	\$26,100.00	Good	Active
161960	Thermo	491QPS	MRAS Shop D101	12228021070	7/1/2023	8 Months	\$17,362.76	Good	Active
161961	Thermo	491QPS	MRAS Shop D101	12228021074	7/1/2023	8 Months	\$17,362.76	Good	Active
161962	Thermo	491QPS	MRAS Shop D101	12228021072	7/1/2023	8 Months	\$17,362.76	Good	Active
161963	Thermo	491QPS	MRAS Shop D101	12228021073	7/1/2023	8 Months	\$17,362.76	Good	Active
162058	Thermo	491QPS	MRAS Shop D101	12228021071	7/1/2023	8 Months	\$17,362.76	Good	Active
162142	Teledyne	API T 640	0013012	1920	9/1/2023	6 Months	\$26,100.00	Good	Active
162143	Teledyne	API T 640X	0330004	1921	9/1/2023	6 Months	\$41,300.00	Good	Active
BL605005	Wells Cargo	Air Monitoring Shelter 4833	0972002	1WC200J19Y3043548	10/4/2000	23 Years	\$9,094.40	Good	Active
BL605007	Wells Cargo	Air Monitoring Shelter 4828	0210004	1WC200J17Y3043550	10/4/2000	23 Years	\$9,094.40	Good	Active
BL605008	Wells Cargo	Air Monitoring Shelter 4829	0230002	1WC200J10Y3043552	10/4/2000	23 Years	\$9,094.40	Good	Active
BL605009	Wells Cargo	Air Monitoring Shelter 4830	0690002	1WC200J13Y3043445	10/4/2000	23 Years	\$9,094.40	Good	Active
BL605010	Wells Cargo	Air Monitoring Shelter 4831	0910002	1WC200J19Y3043551	10/4/2000	23 Years	\$9,094.40	Good	Active
BL605011	Wells Cargo	Air Monitoring Shelter 4832	0050006	1WC200J14Y3043554	10/4/2000	23 Years	\$9,094.40	Good	Active
BL605012	Wells Cargo	Air Monitoring Shelter 4834	1010005	1WC200J10Y3043549	10/4/2000	23 Years	\$9,094.40	Good	Active
BL605014	Wells Cargo	Air Monitoring Shelter 4845	0550003		10/4/2000	23 Years	\$9,094.40	Good	Active
BL605016	Wells Cargo	Air Monitoring Shelter	0830004		10/4/2000	23 Years	\$9,094.40	Good	Active
BL605019	Wells Cargo	Air Monitoring Shelter 4955	1071008	1P9BW1227BM652286	10/4/2000	23 Years	\$9,094.40	Good	Active
ER017411	Teledyne	Linear Mass Flowmeter/Transder	Standards Lab Room B105	0-13344	5/31/1983	40 Years	\$1,281.35	Good	Active
ER022570	N/A	Hetocal Temperature Calibrat. Bath	Standards Lab Room B105	MODEL KB22-2	11/15/1985	38 Years	\$5,860.00	Good	Active
ER026441	Aluma Tower	Met Tower	1275002	N/A	11/21/1991	32 Years	\$1,148.00	Good	Active
ER029230	Teledyne	Hastings Power Supply Mdl. 400	Standards Lab Room B105	168	3/8/1991	33 Years	\$3,187.66	Good	Active
ER030277	Wells Cargo	91 Wells Crgo 8'X20' Trl	1272001	1WC200J19M3022127	10/2/1991	32 Years	\$9,020.00	Good	Active
ER030279	Wells Cargo	'91 Wells Crgo 8'X20' Trl Tag#24125	710005	1WC200J12M3022129	10/2/1991	32 Years	\$9,020.00	Good	Active
ER030280	Wells Cargo	'91 Wells Crgo 8'X20' Trl Tag#24127	1012001	1WC200J19M3022130	10/2/1991	32 Years	\$9,020.00	Good	Active
ER030281	Wells Cargo	'91 Wells Crgo 8'X20' Trl Tag#24126	1056006	1WC200J1CM3022131	10/2/1991	32 Years	\$9,020.00	Good	Active
ER031033	Aluma Tower	Met Tower	0972002	N/A	11/21/1991	32 Years	\$1,148.00	Good	Active
ER031034	Aluma Tower	Met Tower	1272001	N/A	11/21/1991	32 Years	\$1,148.00	Good	Active
ER031035	Aluma Tower	Met Tower	0210004	N/A	11/21/1991	32 Years	\$1,148.00	Good	Active
ER031036	Aluma Tower	10M Aluminum Crank-Up Tower W/Tbase	1056006	N/A	11/21/1991	32 Years	\$1,148.00	Good	Active
ER031037	Aluma Tower	10M Aluminum Crank-Up Tower W/Tbase	1012001	N/A	11/21/1991	32 Years	\$1,148.00	Good	Active
ER031217	Wells Cargo	'92 Wells Cargo Trailer Tag#24129	1056005	1WC200J12N3022729	1/31/1992	32 Years	\$8,991.03	Good	Active
ER031305	Wells Cargo	'92 Wells Cargo Trailer Tag#23938	0830003	1WC200J1XN3022977	3/26/1992	31 Years	\$8,791.02	Good	Active
ER032844	N/A	Mass Flow Meter	Standards Lab Room B105	13142/18003	1/25/1993	31 Years	\$1,723.45	Good	Active
EPA Supplied	Aluma Tower	Aluma Tower T-13512	1290001	214005.Z.2-3	7/3/2014	9 Years	\$0.00	Good	Active
EPA Supplied	Teledyne	Teledyne API T700U	1290001	203	7/3/2014	9 Years	\$0.00	Good	Active
EPA Supplied	CAS 9003	CAS 9003 Series Shelter Standalone Ambient A	1290001	4072	7/3/2014	9 Years	\$0.00	Good	Active
EPA Supplied	ESC 8872	Agilair Data Acquisition System	470015	236	7/3/2014	9 Years	\$0.00	Good	Active
EPA Supplied	Thermo	R&P 2025 Sampler (EPA Purchased, No DEP #	1056006	2025A203949806	6/1/1998	25 Years	\$0.00	Good	Active



**Hillsborough County Inventory 2024**

Property /Identification No.	Manufacturer and Model No.	Description	Location	Serial No.	Acquisition Date	Age	Initial Cost	Condition	Status
0159672	Thermo 49i	Ozone Analyzer	AMD Lab	1417062039	6/19/2014	9 Years	N/A	Good	Active
0173578	Thermo 49IQ	Ozone Analyzer	AMD Lab	1181870059	8/18/2018	5 Years	\$ 12,838.68	Good	Active
0142735	Thermo 49i	Ozone Analyzer	Simmons Park	0717722870	7/20/2007	16 Years	\$ 7,092.77	Good	Active
0169938	Thermo 49i	Ozone Analyzer	Sydney	1171160008	5/11/2017	6 Years	\$ 11,640.00	Good	Active
0162633	Thermo 49i	Ozone Analyzer	Davis Island	1151660004	7/1/2015	8 Years	\$ 9,139.00	Good	Stand-by
0139230	Thermo 49i	Ozone Analyzer	AMD Lab	0619417392	6/29/2006	17 Years	\$ 7,077.00	Good	Stand-by
0180380	Thermo 49iQ	Ozone Analyzer	Gandy	1201717980	9/19/2020	3 Years	\$ 14,872.82	Good	Active
0139231	Thermo 49i PS	Ozone Calibrator	AMD Lab	0717722871	7/20/2007	16 Years	\$ 9,583.68	Good	Stand-by
0173579	Thermo 49iQ-PS	Ozone Calibrator	Gandy	1181870060	9/17/2018	5 Years	\$ 16,684.75	Good	Active
0139231	Thermo 49i PS	Ozone Calibrator	Simmons Park	0619417393	6/29/2006	17 Years	\$ 9,567.50	Good	Active
0162634	Thermo 49i PS	Ozone Calibrator	Sydney	1151660005	7/1/2015	8 Years	\$ 12,587.00	Good	Active
0169937	Thermo 49iPS	Ozone Calibrator	AMD Lab	1171160007	6/15/2017	6 Years	\$ 15,400.00	Good	Stand-by
0159673	Thermo 49iPS	Ozone Calibrator	AMD Lab	1417062040	9/21/2014	9 Years	\$ 13,473.06	Good	Stand-by
0180377	Thermo 49iQ-PS	Ozone Calibrator	Davis Island	1201717982	9/19/2020	3 Years	\$ 18,421.00	Good	Active
163503	Thermo 43i	Sulfur Dioxide Analyzer	Apollo Beach	1151660006	10/31/2015	8 Years	\$ 11,905.40	Good	Active
159674	Thermo 43i	Sulfur Dioxide Analyzer	Pinellas	JC1411401168	5/20/2014	9 Years	\$ 11,905.40	Good	Active
162635	Thermo 43i	Sulfur Dioxide Analyzer	East Bay	1151630005	6/30/2015	8 Years	\$ 11,905.40	Good	Active
150562	Thermo 43iTLE	Sulfur Dioxide Trace Analyzer	Sydney	0910735777	4/21/2009	14 Years	\$ 11,448.30	Good	Active
175104	Thermo 43iQTLE	Sulfur Dioxide Trace Analyzer	Sydney	1191032525	5/31/2019	4 Years	\$ 20,030.02	Good	Stand-by
135869	Thermo 43CTLE	Sulfur Dioxide Trace Analyzer	AMD Lab	0509111179	6/30/2005	18 Years	\$ 11,980.00	Good	Stand-by
	Thermo 43iQ	Sulfur Dioxide Analyzer	Davis Island	1201717979	N/A	N/A	N/A	N/A	
180878	Thermo 48iQ-TLE	Carbon Monoxide Trace Analyzer	Sydney	1201717981	9/19/2020	3 Years	\$ 20,646.39	Good	Active
164406	Thermo 48i-TLE	Carbon Monoxide Trace Analyzer	Munro Street	1160990209	7/25/2016	7 Years	\$ 17,149.70	Good	Active
176252	Teledyne T300U	Carbon Monoxide Trace Analyzer	AMD Lab	70310000473	9/17/2019	4 Years	\$ 14,661.80	Good	Stand-by
157307	Teledyne T300U	Carbon Monoxide Trace Analyzer	AMD Lab	124	5/22/2013	10 Years	\$ 12,578.10	Good	Stand-by
155475	Teledyne T200	Nitrogen Dioxide Trace Analyzer	AMD Lab	334	5/9/2012	11 Years	\$ 10,264.50	Good	Stand-by
157308	Teledyne T200UP	Nitrogen Dioxide Trace Analyzer	Teledyne	75	5/22/2013	10 Years	\$ 28,977.80	Good	Stand-by
159671	Thermo 42i-Y	NO-DIF-NOY Analyzer	Sydney	1417162075	9/21/2014	9 Years	\$ 25,756.36	Good	Stand-by
180673	Teledyne T200UP	Nitrogen Dioxide Trace Analyzer	Munro	160	9/28/2020	3 Years	\$ 22,474.20	Good	Active
177915	Thermo 42i-Y	NO-DIF-NOY Analyzer	AMD Lab	1200416205	4/10/2020	3 Years	\$ 32,170.60	Good	Active
172237	Thermo 1405	TEOM PM Monitor	Gandy	1405A241001803	4/9/2018	5 Years	\$ 20,565.75	Good	Active
	Tisch TE-1000	High Volume Sampler	CSX Railyard	VFC P7639	8/12/2010	13 Years	N/A	Good	Active
	Tisch TE-1000	High Volume Sampler	CSX Railyard	VFC P7669	8/12/2010	13 Years	N/A	Good	Active
	Tisch TE-1000	High Volume Sampler	NFI	VFC P7406	8/12/2010	13 Years	N/A	Good	Active
164239	Thermo 1405	TEOM PM Monitor	Davis Island	1405A233691512	4/30/2016	7 Years	\$ 19,162.26	Good	Active
172238	Thermo 1405	TEOM PM Monitor	AMD Lab	1405A240991803	4/9/2018	5 Years	\$ 20,565.75	Good	Active
161072	Thermo 1405	TEOM PM Monitor	Gardinier	1405A229161408	10/20/2014	9 Years	\$ 17,290.00	Good	Active
	Tisch TE-1000	High Volume Sampler	Kenly	VFC P7407	6/3/2010	13 Years	N/A	Good	Active
180376	Magee Scientific AE-33	Aethalometer	AMD Lab	AE33-S08-01061	9/19/2020	3 Years	\$ 26,032.50	Good	Stand-by
175878	Teledyne-API T640	Continuous PM2.5	Munro Street	744	8/21/2019	4 Years	\$ 24,053.00	Good	Active
	EPC3783	Ultrafine Particle Counter	Munro Street	3783205001	1/28/2021	3 Years	\$ 30,145.00	Good	Active
	Tisch TE-1000	High Volume Sampler	Patent	VFC P7807	6/3/2010	13 Years	N/A	Good	Active
158964	Thermo 5014i	Continuous PM2.5 Beta	AMD Lab	CM13381008	2/24/2014	10 Years	\$ 19,183.60	Good	Active
0169326	Thermo 2025i	Partisol Sampler PM10/PM2.5	Sydney	2025IW2 1164 1703	3/23/2017	6 Years	\$ 18,430.75	Good	Active
0169293	Thermo 2025i	Partisol Sampler PM10/PM2.5	Sydney	2025IW2 1163 1703	3/23/2017	6 Years	\$ 20,148.56	Good	Active
0169325	Thermo 2025i	Partisol Sampler PM10/PM2.5	AMD Lab	2025IW2 1151 1702	3/23/2017	6 Years	\$ 20,148.56	Good	Active
175878	Teledyne-API T640	Continuous PM2.5	AMD Lab	658	8/21/2019	4 Years	\$ 24,053.00	Good	Stand-by
158964	Thermo 5014i	Continuous PM2.5 Beta	AMD Lab	CM13181009	8/19/2014	9 Years	\$ 19,183.60	Good	Stand-by
	Thermo 2025i	Partisol Sampler	AMD Lab	2025I2 01611201	3/12/2012	11 Years	N/A	Good	Stand-by

Property /Identification No.	Manufacturer and Model No.	Description	Location	Serial No.	Acquisition Date	Age	Initial Cost	Condition	Status
153251	Met One BAM1020	Beta Gauge System	AMD Lab	K18874	11/29/2010	13 Years	\$ 16,612.50	Good	Stand-by
153252	Met One BAM1020	Beta Gauge System	AMD Lab	K18875	11/29/2010	13 Years	\$ 16,612.50	Good	Stand-by
157303	M651	Ultrafine Particle Counter	AMD Lab	M651130402	5/22/2013	10 Years	\$ 24,399.50	Good	Stand-by
	Thermo 1405	TEOM PM Monitor	Apollo Beach	1405A247872011			\$ 21,429.68	Good	Active
177914	Thermo 1405	TEOM PM Monitor	AMD Lab	1405A246292003	4/9/2020	3 Years	\$ 22,076.70	Good	Stand-by
157304	Teledyne 633	Aethalometer	Munro Street	AE33-S01-0093	5/22/2013	10 Years	\$ 20,292.80	Good	Active
180381	Thermo 5014i	Continuous PM2.5 Beta	AMD Lab	CM20288001	9/19/2020	3 Years	\$ 25,404.00	Good	Stand-by
	Teledyne T640x	Continuous Particulate Monitor	Sydney	1823	N/A	N/A	N/A	Good	Active
162036	Thermo 146i	Dilution Calibrator	Apollo Beach	1150560040	3/11/2015	8 Years	\$ 11,000.00	Good	Active
162037	Thermo 146i	Dilution Calibrator	Davis Island	1150560039	3/12/2015	8 Years	\$ 13,000.00	Good	Active
169936	Thermo 146i	Dilution Calibrator	East Bay	1171160009	6/15/2017	6 Years	\$ 13,580.59	Good	Active
155474	Teledyne T700U	Dilution Calibrator	AMD Lab	295/268	5/9/2012	11 Years	\$ 12,775.61	Good	Active
157306	Teledyne T700U	Dilution Calibrator	Sydney	612/301	5/22/2013	10 Years	\$ 16,178.80	Good	Active
157306	Teledyne T700U	Dilution Calibrator	AMD Lab	525	5/22/2013	10 Years	\$ 23,503.30	Good	Stand-by
	Teledyne T700U	Dilution Calibrator	Munro	748	6/30/2022	1 Year	N/A	Good	
130566	Thermo 146C	Dilution Calibrator	AMD Lab	0401304577	1/29/2004	20 Years	\$ 8,805.00	Good	Stand-by
	Thermo 146iQ	Dilution Calibrator	AMD Lab	N/A	N/A	N/A	N/A	Good	
161613	URG 3000N	Carbon Sampling System	Sydney	B1164	3/3/2015	9 Years	\$ 13,026.77	Good	Active
	ERG Carbonyl Sampler	Carbonyl Sampling System	Sydney	C-18	Rotating			Good	Active
55972	General Metals PM10	Particulate Size Selective Inlet	Sydney	593	10/5/1988	35 Years	\$ 1,980.00	Good	Active
87043	General Metals PM10	Particulate Size Selective Inlet	Sydney	597	10/5/1988	35 Years	\$ 1,980.00	Good	Active
	Tisch TE-1000	PUF Air Sampler	Sydney	11038	N/A	N/A	N/A	Good	Active
	Graseby TE-1000	PUF Air Sampler	Sydney	N/A	N/A	N/A	N/A	Good	Active
	Met One SASS	Speciation Aerosol Sampling System	Sydney	U21047	1/13/2005	19 Years	N/A	Good	Active
	URG 3000N	Carbon Sampling System	AMD Lab	3N-B0502	N/A	N/A	N/A	Good	
	Met One SASS	Speciation Aerosol Sampling System	AMD Lab	A4559	N/A	N/A	N/A	Good	Stand-by
	Airgas	SO2 Cylinder	Apollo Beach	EB0066684	N/A	N/A	N/A	Good	Active
	Airgas	SO2 Cylinder	Davis Island	CC203617	N/A	N/A	N/A	Good	Active
	Airgas	SO2 Cylinder	East Bay	CC704672	N/A	N/A	N/A	Good	Active
	Airgas	CO Trace Cylinder	AMD Lab	CC436891	N/A	N/A	N/A	Good	Stand-by
	Airgas	NO Cylinder	Munro	CC354661	N/A	N/A	N/A	Good	Active
	Airgas	CO Trace Cylinder	Sydney	CC452582	N/A	N/A	N/A	Good	Active
	Airgas	NO Cylinder	Sydney	CC417021	N/A	N/A	N/A	Good	Active
	Airgas	SO2 Trace Cylinder	Sydney	CC490536	N/A	N/A	N/A	Good	Active
	Airgas	CO Trace Cylinder	Munro	CC439586	N/A	N/A	N/A	Good	Active
	Airgas	NO Cylinder	AMD Lab	CC242889	N/A	N/A	N/A	Good	Stand-by
	Airgas	SO2 Cylinder	AMD Lab	XC034183B	N/A	N/A	N/A	Good	Stand-by
	Airgas	SO2 Trace Cylinder	AMD Lab	CC504326	N/A	N/A	N/A	Good	Stand-by
105560	Agilaire 8832	Data Logger	AMD Lab	A4032K	10/15/1997	26 Years	\$ 2,250.00	Good	Active
131962	ESC 8816	Data Logger	CSX Railyard	5025	11/13/2003	20 Years	\$ 6,255.00	Good	Active
105558	Agilaire 8832	Data Logger	AMD Lab	A3193K	10/15/1997	26 Years	\$ 2,250.00	Good	Stand-by
105566	Agilaire 8832	Data Logger	AMD Lab	A4031K	10/15/1997	26 Years	\$ 2,250.00	Good	Active
105564	Agilaire 8832	Data Logger	AMD Lab	A3123K	10/15/1997	26 Years	\$ 2,250.00	Good	Active
118149	Agilaire 8832	Data Logger	AMD Lab	A4030K	9/6/2001	22 Years	\$ 6,080.00	Good	Stand-by
157299	Agilaire 8832	Data Logger	AMD Lab	A4646K	5/31/2013	10 Years	\$ 9,690.00	Good	Active
131960	Agilaire 8832	Data Logger	AMD Lab	A3124K	11/13/2003	20 Years	\$ 5,000.00	Good	Active
157300	Agilaire 8832	Data Logger	Sydney	A4645K	5/31/2013	10 Years	\$ 9,690.00	Good	Active
	Agilaire 8832	Data Logger	Gardinier	A4036K	N/A	N/A	N/A	Good	Active
176265	Agilaire 8872	Data Logger	Gandy	0945	9/25/2019	4 Years	\$ 9,735.00	Good	Active
176266	Agilaire 8872	Data Logger	Sydney	0946	9/25/2019	4 Years	\$ 9,735.00	Good	Stand-by
162688	Agilaire 8872	Data Logger	AMD Lab	0478	9/3/2015	8 Years	\$ 9,000.00	Good	Stand-by
	Agilaire 8872	Data Logger	Munro Street	1274	6/21/2022	1 Year	\$ 7,457.35	Good	Active

Property /Identification No.	Manufacturer and Model No.	Description	Location	Serial No.	Acquisition Date	Age	Initial Cost	Condition	Status
	Agilaire 8872	Data Logger	Davis Island	1275	6/21/2022	1 Year	\$ 7,457.35	Good	Active
	Agilaire 8872	Data Logger	East Bay	1276	6/21/2022	1 Year	\$ 7,457.35	Good	Active
	Agilaire 8872	Data Logger	Apollo Beach	1277	6/21/2022	1 Year	\$ 7,457.35	Good	Active
	Agilaire 8872	Data Logger	Simmons Park	1278	6/21/2022	1 Year	\$ 7,457.35	Good	Active
173298	Teledyne T701	Zero Air System	Apollo Beach	1250	7/31/2018	5 Years	\$ 4,365.00	Good	Active
	DIY	Zero Air System	Davis Island	N/A	N/A	N/A	N/A	Good	Active
174874	Teledyne T701	Zero Air System	Davis Island	481	1/1/2016	8 Years	\$ 4,385.00	Good	Active
	DIY	Zero Air System	Gandy	N/A	N/A	N/A	N/A	Good	Active
162087	Teledyne T701H	Zero Air System	AMD Lab	114	5/11/2015	8 Years	\$ 7,110.00	Good	Active
	DIY	Zero Air System	Simmons Park	N/A	2/21/2020	4 Years	N/A	Good	Active
162086	Teledyne T701H	Zero Air System	AMD Lab	115	5/11/2015	8 Years	\$ 7,110.00	Good	Active
	DIY	Zero Air System	Sydney	N/A	N/A	N/A	N/A	Good	
174874	Teledyne T701	Zero Air System	East Bay	1612	2/29/2016	8 Years	\$ 4,385.00	Good	Stand-by
1577305	Teledyne T701H	Zero Air System	AMD Lab	678	5/29/2015	8 Years	\$ 7,283.30	Good	Stand-by
157344	Teledyne T701	Zero Air System	AMD Lab	4536	6/12/2013	10 Years	\$ 3,645.00	Good	Stand-by
	Teledyne T701H	Zero Air System	Munro	1037	9/22/2022	1 Year	\$ 8,117.43	Good	Active
	Teledyne T701H	Zero Air System	Sydney	1115	N/A	N/A	N/A	Good	

**Manatee County Inventory 2024**

<b>Manufacturer and Model No.</b>	<b>Description</b>	<b>Location</b>	<b>Serial No.</b>	<b>Acquisition Date</b>	<b>Age</b>	<b>Initial Cost</b>	<b>Condition</b>	<b>Status</b>
Teledyne API 703	O3 PS	39th	963	2022	2 Years	\$ 14,040.00	Good	Active
Teledyne API 703	O3 PS	Gt Bray	975	2023	1 Years	\$ 14,040.00	Good	Active
Teledyne API 703	O3 PS	Port	962	2022	2 Years	\$ 14,040.00	Good	Active
Thermo 49i PS	O3 PS	Port	1311657726	2011	13 Years	\$ 10,417.00	Good	Inactive
Thermo 49i PS	O3 PS	39th	1116648522	2011	13 Years	\$ 10,417.00	Good	Inactive
Thermo 49i PS	O3 PS	Gt Bray	1023843898	2013	11 Years	\$ 10,417.00	Good	Backup
2b Technologies 211	O3 Monitor	39th	40	2022	2 Years	\$ 14,000.00	Good	Active
2b Technologies 211	O3 Monitor	Port	41	2022	2 Years	\$ 14,000.00	Good	Active
2b Technologies 211	O3 Monitor	2b Tech	34	2020	4 Years	\$ 14,000.00	Repair	Inactive
2b Technologies 211	O3 Monitor	GT Bray	43	2023	1 Years	\$ 16,000.00	Good	Active
2b Technologies 202	O3 Monitor	Office	903	2010	14 Years	\$ 5,000.00	Good	Inactive
2b Technologies 202	O3 Monitor	39th	1221	2012	12 Years	\$ 5,000.00	Good	Inactive
2b Technologies 202	O3 Monitor	Office	1092	2011	13 Years	\$ 5,000.00	Good	Inactive
2b Technologies 202	O3 Monitor	Office	1094	2011	13 Years	\$ 5,000.00	Good	Inactive
ESC Datalogger 8872	Datalogger	Port	1013	2020	4 Years	\$ 8,285.00	Good	Active
ESC Datalogger 8872	Datalogger	Gt Bray	385	2014	10 Years	\$ 7,640.00	Good	Backup
ESC Datalogger 8872	Datalogger	Office	796	2017	7 Years	\$ 7,640.00	Good	Active
ESC Datalogger 8872	Datalogger	39th	854	2018	6 Years	\$ 7,640.00	Good	Active
ESC Datalogger 8832	Datalogger	Office	A4002K	2012	12 Years	\$ 7,640.00	Good	Backup
ESC Datalogger 8832	Datalogger	Office	A1583K	2006	18 Years	\$ 7,640.00	Good	Backup
ESC Datalogger 8832	Datalogger	Office	A3763k	2011	13 Years	\$ 7,640.00	Good	Backup
RM Young 85000	Anenometer	Port	N/A	2011	13 Years	\$ 1,390.00	Poor	Inactive
RM Young 85000	Anenometer	Gt Bray	N/A	2011	13 Years	\$ 1,390.00	Poor	Inactive
RM Young 85000	Anenometer	39th	N/A	2013	11 Years	\$ 1,390.00	Poor	Inactive
Fluke 51 II	Thermometer	Office	14390153	2010	14 Years	\$ 270.00	Good	Inactive
MesaLabs Defenter 530+	Flow Sensor	Office	208531	2023	1 Years	\$ 3,500.00	Good	Active
Bios 220 Definer	Flow Sensor	Office	135621	2014	10 Years	\$ 2,125.00	Good	Backup
Fluke 715	Voltage Generator	Office	2799124	2014	10 Years	\$ 1,200.00	Good	Active
Fluke 175	Volt meter	Office	41440651	2018	6 Years	\$ 300.00	Good	Active
Fluke 175	Volt meter	Office	15880829	2011	13 Years	\$ 300.00	Good	Active
Fluke 1623-2	Ground Tester	Office	St144506177E	2012	12 Years	\$ 2,700.00	Good	Active
Air Monitoring shelter	Shelter	Gt Bray	N/A	2016	8 Years	\$ 24,651.00	Good	Active
Air Monitoring shelter	Shelter	Port	N/A	2012	12 Years	\$ 16,275.00	Good	Active
Air Monitoring Trailer	Shelter	39th	N/A	1998	26 Years	\$ 18,335.00	Fair	Active
Gast IHAB-11T-M100x	Zero Air	Gt Bray	N/A	2018	6 Years	\$ 1,082.05	Good	Active
Gast IHAB-11T-M100x	Zero Air	Port	N/A	2018	6 Years	\$ 1,082.05	Good	Active

Manufacturer and Model No.	Description	Location	Serial No.	Acquisition Date	Age	Initial Cost	Condition	Status
Gast IHAB-11T-M100x	Zero Air	39th	N/A	2018	6 Years	\$ 1,082.05	Good	Active
Gast IHAB-11T-M100x	Zero Air	Gt Bray	N/A	Unknown	Unknown	\$ 1,082.05	Fair	Backup
Gast IHAB-11T-M100x	Zero Air	Port	N/A	Unknown	Unknown	\$ 1,082.05	Fair	Backup
Gast IHAB-11T-M100x	Zero Air	39th	N/A	Unknown	Unknown	\$ 1,082.05	Fair	Backup
Gast IHAB-11T-M100x	Zero Air	Office	N/A	Unknown	Unknown	\$ 1,082.05	Fair	Backup
Taidecent	Shelter Temp	Port	N/A	2023	1 Year	\$ 50.00	Good	Active
Taidecent	Shelter Temp	39th	N/A	2023	1 Year	\$ 50.00	Good	Active
Taidecent	Shelter Temp	Gt Bray	N/A	2023	1 Year	\$ 50.00	Good	Active
Extech AN400	Anemometer	Office	N/A	Unknown	Unknown	\$ 189.00	Fair	Active
Glen Martin MF1331	Met Tower	Port	N/A	2016	8 Years	\$ 5,260.00	Good	Active
Glen Martin MF1331	Met Tower	Gt Bray	N/A	1998	26 Years	\$ 5,260.00	Fair	Active
Glen Martin MF1331	Met Tower	39th	N/A	1998	26 Years	\$ 5,260.00	Fair	Active
Omega HX93bv1-D	Temp Sensor	Office	N/A	2015	9 Years	\$ 255.00	Good	Backup
Omega HX93bv1-D	Temp Sensor	Office	N/A	2013	11 Years	\$ 255.00	Good	Backup
AIrLink MG90	Communications	Gt Bray	295717601	2020	4 Years	\$ 1,669.00	Good	Active
AIrLink MG90	Communications	39th	295705401	2020	4 Years	\$ 1,169.00	Good	Active
AIrLink MG90	Communications	Port	202733901	2020	4 Years	\$ 1,669.00	Good	Active
RM Young	Rain Gauge	39th	N/A	2019	5 Years	\$ 600.00	Fair	Active
RM Young	Rain Gauge	Port	N/A	2019	5 Years	\$ 600.00	Fair	Active
RM Young	Rain Gauge	Gt Bray	N/A	2019	5 Years	\$ 600.00	Fair	Active
Oakton 03316-72	Barometer	Office	880891	2019	5 Years	\$ 230.00	Broken	Active

**Miami-Dade County Inventory 2024**

Property /Identification No.	Manufacturer and Model No.	Description	Location	Serial No.	Acquisition Date	Age	Initial Cost	Condition	Status
ID Requested	Thermo 1405	PM Analyzer	Kendall	1405A242751901	2/15/2019	5 Years	\$20,680.00	Good	Active
655487	Thermo 1400A	PM Analyzer	Office	140AB246900307	7/18/2003	20 Years	\$20,544.00	Good	Active
655488	Thermo 1400A	PM Analyzer	Homestead Fire Station	140AB246910307	7/18/2003	20 Years	\$20,544.00	Good	Active
ID Requested	Thermo 2025i	PM2.5 Sampler	Miami Fire Station	2025i W20908 1509	9/17/2015	8 Years	\$18,200.00	Good	Active
808752	Teledyne 300E	CO Analyzer	Lab Annex	2231	9/29/2008	15 Years	\$6,600.00	Good	Active
828399	Thermo 431	SO2 Analyzer	Pennsuco	1305956985	2012	12 Years	\$12,120.00	Good	Active
847867	Thermo 491	Ozone Analyzer	Perdue	1429063113	10/2/2014	9 Years	\$8,260.00	Good	Active
847984	Thermo 491	Ozone Analyzer	Perdue	1429063114	10/9/2014	9 Years	\$8,260.00	Good	Active
821943	Thermo 491-PS	Ozone Calibrator	Perdue	1106747387	2012	12 Years	\$11,500.00	Good	Active
828400	Thermo 491-PS	Ozone Calibrator	Rosenstiel	1303256525	2012	12 Years	\$11,500.00	Good	Active
650571	Enviroconics 6100	Calibrator	Office	2988	9/9/2002	21 Years	\$9,800.00	Good	Active
847518	Enviroconics 6100	Calibrator	Pennsuco	6149	6/12/2014	9 Years	\$9,800.00	Good	Active
850706	Enviroconics 6100	Calibrator	Rosenstiel	6255	3/23/2015	8 Years	\$9,800.00	Good	Active
852468	ESC 8872	Data Logger	Perimeter Road	0480	2017	7 Years	\$9,125.00	Good	Active
854375	ESC 8872	Data Logger	Perdue	0582	2017	7 Years	\$9,125.00	Good	Active
857329	ESC 8872	Data Logger	Rosenstiel	0693	2017	7 Years	\$9,125.00	Good	Active
857331	ESC 8872	Data Logger	Lab Annex	0692	2017	7 Years	\$9,125.00	Good	Active
819570	Teledyne M701	Zero Air Generator	Lab Annex	3299	2012	12 Years	N/A	Good	Active
819574	Teledyne M701	Zero Air Generator	Pennsuco	3295	2012	12 Years	N/A	Good	Active
819575	Teledyne M701	Zero Air Generator	Rosenstiel	3298	2012	12 Years	N/A	Good	Active
856743	Teledyne T200	NO2 Analyzer	Office	3574	2017	7 Years	\$11,500.00	Good	Active
847698	Teledyne T200	NO2 Analyzer	Rosenstiel	1550	9/3/2014	9 Years	\$11,500.00	Good	Active
841289	Teledyne T200UP	NO2 TL Monitor	Office	117	2018	6 Years	\$24,700.00	Good	Active
ID Requested	Teledyne API T640X	PM2.5 & PM10 Analyzer	Office	213	2017	7 Years	\$35,395.00	Good	Active
ID Requested	Teledyne API T640X	PM2.5 & PM10 Analyzer	Office		1/15/2019	5 Years	\$21,500.00	Good	Inactive
841290	Teledyne API T640X	PM2.5 & PM10 Analyzer	Miami Fire Station	287	2017	7 Years	\$35,395.00	Good	Active
854236	Teledyne T700U	Calibrator	Perimeter Road	257	7/31/2015	8 Years	\$21,970.00	Good	Active
853352	Teledyne T701H	Zero Air Generator	Perimeter Road	145	7/31/2015	8 Years	\$7,850.00	Good	Active
ID Requested	Thermo 1405	PM Analyzer	Office	1405A242551812	12/30/2018	5 Years	\$20,680.00	Good	Inactive
828028	ESC 8832	Data Logger	Office	A4448K	2010	14 Years	\$6,600.00	Good	Inactive
828029	ESC 8832	Data Logger	Office	A4446K	2010	14 Years	\$6,600.00	Good	Inactive
828030	ESC 8832	Data Logger	Office	A4449K	2010	14 Years	\$6,600.00	Good	Inactive
527508	1200	PM10 Head	Office	2117	7/27/1993	30 Years	N/A	Good	Inactive
496260	1200	PM10 Head	Office	2747	5/10/1988	35 Years	N/A	Good	Inactive
496261	1200	PM10 Head	Office	2748	5/10/1988	35 Years	N/A	Good	Inactive
655489	Thermo 1400A	PM Analyzer	Office	140AB246890307	9/4/2009	14 Years	\$20,544.00	Poor	Inactive
ID Requested	Thermo 2025i	PM2.5 Sampler	Office	2025iW210901606	7/8/2016	7 Years	\$18,200.00	Good	Inactive
854398	Thermo 2025i	PM2.5 Sampler	Office	2025iW210421605	9/17/2015	8 Years	\$18,200.00	Good	Inactive
848716	Thermo 2025i	PM2.5 Sampler	Office	2025i206811408	9/4/2014	9 Years	\$18,200.00	Good	Inactive
ID Requested	Thermo 2025i	PM2.5 Sampler	Office	2025iW209101509	9/17/2015	8 Years	\$18,200.00	Poor	Inactive
808753	Teledyne 300E	CO Analyzer	Office	2233	9/29/2008	15 Years	\$6,600.00	Good	Inactive
808754	Teledyne 300E	CO Analyzer	Office	2234	9/29/2008	15 Years	\$6,600.00	Good	Inactive
811764	Thermo 421	NO2 Analyzer	Office	CM08190013	9/29/2008	15 Years	N/A	Good	Inactive
850213	Thermo 431	SO2 Analyzer	Pennsuco	JB1423701318	11/13/2014	9 Years	\$12,120.00	Good	Inactive
850212	Thermo 491-PS	Ozone Calibrator	Office	1430063227	11/13/2014	9 Years	\$11,500.00	Poor	Inactive
853237	Thermo 491-PS	Ozone Calibrator	Office	1152610015	9/17/2015	8 Years	\$11,500.00	Good	Inactive
853238	Thermo 491-PS	Ozone Calibrator	Office	1152610016	9/17/2015	8 Years	\$11,500.00	Good	Inactive
847517	Enviroconics 6100	Calibrator	Office	6150	6/12/2014	9 Years	\$9,800.00	Good	Inactive
847519	Enviroconics 6100	Calibrator	Office	6148	6/12/2014	9 Years	\$9,800.00	Good	Inactive
658868	Enviroconics 6100	Calibrator	Office	3177	9/23/2003	20 Years	\$9,800.00	Good	Inactive
658869	Enviroconics 6100	Calibrator	Office	2987	9/9/2002	21 Years	\$9,800.00	Good	Inactive
650570	Enviroconics 6100	Calibrator	Office	48C-62460-335/5	9/9/2002	21 Years	\$9,800.00	Poor	Inactive

Property /Identification No.	Manufacturer and Model No.	Description	Location	Serial No.	Acquisition Date	Age	Initial Cost	Condition	Status
854373	ESC 8872	Data Logger	Office	0580	2017	7 Years	\$9,125.00	Good	Inactive
854374	ESC 8872	Data Logger	Office	0581	2017	7 Years	\$9,125.00	Good	Inactive
852699	ESC 8872	Data Logger	Office	0507	9/30/2015	8 Years	\$9,125.00	Good	Inactive
852700	ESC 8872	Data Logger	Office	0508	9/30/2015	8 Years	\$9,125.00	Good	Inactive
852701	ESC 8872	Data Logger	Office	0509	9/30/2015	8 Years	\$9,125.00	Good	Inactive
847982	ESC 8872	Data Logger	Office	0318	10/9/2014	9 Years	\$9,125.00	Good	Inactive
847983	ESC 8872	Data Logger	Office	0319	10/9/2014	9 Years	\$9,125.00	Good	Inactive
857330	ESC 8872	Data Logger	Office	0691	2017	7 Years	\$9,125.00	Good	Inactive
808751	Teledyne M300E	CO Analyzer	Office	9C4442	9/4/2009	14 Years	N/A	Good	Inactive
808752	Teledyne M300E	CO Analyzer	Office	9C4443	9/4/2009	14 Years	N/A	Good	Inactive
819571	Teledyne M701	Zero Air Generator	Office	3300	2012	12 Years	N/A	Good	Inactive
819572	Teledyne M701	Zero Air Generator	Office	3297	2012	12 Years	N/A	Good	Inactive
819573	Teledyne M701	Zero Air Generator	Office	3284	2012	12 Years	N/A	Good	Inactive
ID Requested	Teledyne T200	NO2 Analyzer	Lab Annex	3785	2017	7 Years	\$11,500.00	Good	Inactive
847699	Teledyne T200	NO2 Analyzer	Office	1551	9/3/2014	9 Years	\$11,500.00	Poor	Inactive
853351	Teledyne T200UP	NO2 Trace Analyzer	Office	96	7/31/2015	8 Years	\$24,700.00	Good	Inactive
822887	Teledyne T400	Ozone Analyzer	Office	101	2015	9 Years	\$4,250.00	Poor	Inactive
877281	Teledyne API T640	PM2.5 Analyzer	Office	539	9/25/2018	5 Years	\$26,570.00	Good	Inactive
877280	Teledyne API T700	Dilution Calibrator	Office	4642	2019	5 Years	\$13,271.50	New	Inactive
877279	Teledyne API T700	Dilution Calibrator	Office	4644	2019	5 Years	\$13,271.50	New	Inactive
ID Requested	Teledyne API T700	Dilution Calibrator	Office	4645	2019	5 Years	\$13,271.50	New	Inactive
877278	Teledyne API T700	Dilution Calibrator	Office	4643	2019	5 Years	\$13,271.50	New	Inactive
ID Requested	Teledyne API T700	Dilution Calibrator	Rosenstiel	4640	2019	5 Years	\$13,271.50	New	Active
ID Requested	Teledyne API T701	Zero Air System	Lab Annex	1756	2019	5 Years	\$5,027.50	New	Active
ID Requested	Teledyne API T701	Zero Air System	Rosenstiel	1758	2019	5 Years	\$5,027.50	New	Active
ID Requested	Teledyne API T701	Zero Air System	Pennsuco	1757	2019	5 Years	\$5,027.50	New	Active
ID Requested	Teledyne API T701	Zero Air System	Office	1755	2019	5 Years	\$5,027.50	New	Inactive
ID Requested	Teledyne API T701	Zero Air System	Office	1754	2019	5 Years	\$5,027.50	New	Inactive
ID Requested	Teledyne API T701	Zero Air System	Office	1759	2019	5 Years	\$5,027.50	New	Inactive
877268	Teledyne API T300	Gas Filter Correlation CO Monitor	Office	4754	2019	5 Years	\$11,408.50	New	Inactive
877267	Teledyne API T300	Gas Filter Correlation CO Monitor	Office	4755	2019	5 Years	\$11,408.50	New	Inactive
877272	Teledyne API T640	PM Mass Monitor	Office	715	2019	5 Years	\$23,727.00	New	Inactive
ID Requested	Teledyne API T200	NO2 Analyzer	Rosenstiel	6755	2020	4 Years	\$12,150.00	New	Inactive
ID Requested	Teledyne API T700U	NO2 Analyzer-Trace level	Office	7071	2020	4 Years	\$24,843.25	New	Inactive
ID Requested	TEI 49iQ	O3 Analyzer	Office	1201717983	2020	4 Years	\$11,560.00	New	Inactive
ID Requested	TEI 49iQ	O3 Analyzer	Office	1201717985	2020	4 Years	\$11,560.00	New	Inactive
ID Requested	TEI 49iQ	O3 Analyzer	Office	1201717984	2020	4 Years	\$11,560.00	New	Inactive
ID Requested	TEI 43iQ	SO2 Analyzer	Office	1201717986	2020	4 Years	\$15,181.00	New	Inactive
ID Requested	TEI 43iQ	SO2 Analyzer	Pennsuco	1201717987	2020	4 Years	\$15,181.00	New	Inactive
ID Requested	Teledyne API T640	PM2.5 Analyzer	Office	706	2020	4 Years	\$31,024.00	New	Inactive
ID Requested	Thermo 2025i	PM2.5 Sampler	Office	2025iW215132010	2020	4 Years	\$22,244.42	New	Inactive
ID Requested	Thermo 2025i	PM2.5 Sampler	Office	2025iW215142010	2020	4 Years	\$22,244.42	New	Inactive
880208	Teledyne API T200	NO2 Analyzer	Pennsuco	7367	2021	3 Years	\$12,885.20	New	Active
ID Requested	Teledyne API T200	NO2 Analyzer	Perimeter Road	7577	2021	3 Years	\$12,885.20	New	Inactive
ID Requested	Teledyne API T640X	PM2.5 & PM10 Analyzer	Office	1612	2022	2 Years	\$51,823.75	New	Inactive
ID Requested	Teledyne T300U	CO Low Level Analyzer	Perimeter Road	639	2022	2 Years	\$17,909.80	New	Inactive
ID Requested	Teledyne T500U	NO2 Analyzer	Will receive during Feb 2024		2023	1 Year	\$21,964.00	New	Inactive
ID Requested	Teledyne T500U	NO2 Analyzer	Will receive during Feb 2024		2023	1 Year	\$21,964.00	New	Inactive
ID Requested	Teledyne API T640x w/enclosure	PM2.5 & PM10 Analyzer	Office	1272	2023	1 Year	\$57,515.00	New	Inactive

**Orange County Inventory 2024**

Property /Identification No.	Manufacturer and Model No.	Description	Location	Serial No.	Acquisition Date	Age	Initial Cost	Condition	Status
764207	Thermo Scientific 49i	Ozone Analyzer	Skyview	1170050011	3/24/2017	6 Years	\$ 9,492.27	Good	Active
750204	Thermo Scientific 49i	Ozone Analyzer	Winter Park	1326659026	9/30/2013	10 Years	\$ 9,506.00	Good	Inactive
749642	Thermo Scientific 49i	Ozone Analyzer	Winter Park	1336460150	2/5/2014	10 Years		Under Repair	Inactive
764206	Thermo Scientific 49i	Ozone Analyzer	Winter Park	1170050010	3/24/2017	6 Years	\$ 9,492.27	Good	Active
731314	Thermo Scientific 49i	Ozone Analyzer	Warehouse	0702620338	2/6/2007	17 Years		Under Repair	Inactive
731315	Thermo Scientific 49i	Ozone Analyzer	Warehouse	0702620337	2/6/2007	17 Years		Under Repair	Inactive
772120	Thermo Scientific 49iQ	Ozone Analyzer	Winter Park	1190180048	5/24/2019	4 Years	\$ 10,899.45	Under Repair	Inactive
772122	Thermo Scientific 49iQ	Ozone Analyzer	Winter Park	1190180049	5/24/2019	4 Years	\$ 10,899.45	Under Repair	Inactive
770249	Thermo Scientific 49iQ	Ozone Analyzer	Air Lab	1181340030	9/24/2018	5 Years	\$ 12,156.49	Good	Inactive
749643	Thermo Scientific 49i PS	Ozone Calibrator Primary Standard	Skyview	1336460151	2/5/2014	10 Years	\$ 11,779.60	Good	Active
764208	Thermo Scientific 49i PS	Ozone Calibrator Primary Standard	FDEP Standards Lab	1170050012	3/24/2017	6 Years	\$ 13,112.15	Good	Active
756626	Thermo Scientific 49i PS	Ozone Calibrator Primary Standard	Winter Park	1151380003	7/7/2015	8 Years	\$ 12,485.20	Good	Active
764204	Thermo Scientific 48i	CO Analyzer	Warehouse	1170050008	3/24/2017	6 Years	\$ 13,226.52	Under Repair	Inactive
764205	Thermo Scientific 48i	CO Analyzer	Winter Park	1170050009	3/24/2017	6 Years	\$ 13,226.52	Under Repair	Inactive
755736	Thermo Scientific 48i	CO Analyzer	Winter Park	1500163900	2/24/2015	9 Years	\$ 13,472.82	Under Repair	Inactive
755737	Thermo Scientific 48i	CO Analyzer	Winter Park	1500163901	2/24/2015	9 Years	\$ 13,472.82	Good	Inactive
779993	Thermo Scientific 48iQ	CO Analyzer	I-4	12127713489	10/18/2021	2 Years	\$ 14,958.00	Good	Active
780492	Thermo Scientific 48iQ	CO Analyzer	Winter Park	12127713488	11/8/2021	2 Years	\$ 14,958.00	Good	Active
766204	Thermo Scientific 42i	NO-NO2-Nox Analyzer	Winter Park	1172550002	10/17/2017	6 Years	\$ 15,406.41	Good	Inactive
741524	Thermo Scientific 42i	NO-NO2-Nox Analyzer	Winter Park	1106147374	2/24/2011	13 Years	\$ 11,467.00	Under Repair	Inactive
755738	Thermo Scientific 42i	NO-NO2-Nox Analyzer	Winter Park	1500163902	2/24/2015	9 Years	\$ 13,927.68	Good	Active
751896	Thermo Scientific 42i	NO-NO2-Nox Analyzer	Winter Park	1336460152	1/28/2014	10 Years	\$ 13,754.88	Under Repair	Inactive
772119	Thermo Scientific 42iQ	NO-NO2-Nox Analyzer	Winter Park	1190180051	5/24/2019	4 Years	\$ 16,045.86	Under Repair	Inactive
780732	Thermo Scientific 42iQ	NO-NO2-Nox Analyzer	Winter Park	12131413861	12/20/2021	2 Years	\$ 15,845.93	Good	Inactive
770250	Thermo Scientific 42iQ	NO-NO2-Nox Analyzer	Winter Park	1181340031	9/24/2018	5 Years	\$ 21,973.45	Good	Inactive
766205	Thermo Scientific 43i	SO2 Analyzer	Winter Park	1172550003	10/17/2017	6 Years	\$ 13,346.85	Good	Active
750205	Thermo Scientific 43i	SO2 Analyzer	Winter Park	JC1320600867	9/30/2013	10 Years	\$ 11,840.00	Good	Inactive
	Teledyne API T300	CO Analyzer	Air Lab	6449	12/26/2023	2 Months	\$ 13,368.60	Good	Inactive
	Teledyne API T500U	NO2 Analyzer	Air Lab		12/26/2023	2 Months	\$ 22,323.60	Good	Inactive
785063	Teledyne API T500U	NO2 Analyzer	I-4	370	7/5/2023	7 Months	\$ 21,638.70	Good	Inactive
750203	Thermo Scientific 111i	Zero Air Supply	Warehouse	1326659028	9/30/2013	10 Years		Fair	Inactive
747312	Thermo Scientific 111i	Zero Air Supply	Warehouse	1227254852	10/16/2012	11 Years		Fair	Inactive
755740	Thermo Scientific 111i	Zero Air Supply	Winter Park	1500163903	2/24/2015	9 Years	\$ 5,519.00	Good	Inactive
772123	Thermo Scientific 111iQ	Zero Air Supply	Winter Park	1182130025	5/24/2019	4 Years	\$ 6,295.03	Good	Active
779992	Thermo Scientific 111iQ	Zero Air Supply	I-4	CM21237097	10/18/2021	2 Years	\$ 6,990.00	Good	Inactive
	Teledyne API 701H	Zero Air Supply	Air Lab	1198	12/26/2023	2 Months	\$ 9,866.70	Good	Inactive
755739	Thermo Scientific 146i	Dynamic Gas Calibrator	Winter Park	1500163897	2/24/2015	9 Years	\$ 12,871.00	Good	Active
747329	Thermo Scientific 146i	Dynamic Gas Calibrator	Winter Park	1227254853	10/16/2012	11 Years	\$ 12,900.89	Good	Inactive
779994	Thermo Scientific 146iQ	Dynamic Gas Calibrator	Air Lab	12127713487	10/22/2021	2 Years	\$ 16,159.00	Good	Inactive
766092	Thermo Scientific 146iQ	Dynamic Gas Calibrator	Winter Park	1172270023	8/1/2018	5 Years	\$ 16,612.71	Good	Backup
772121	Thermo Scientific 146iQ	Dynamic Gas Calibrator	Winter Park	1190180050	5/24/2019	4 Years	\$ 16,612.71	Good	Inactive
785064	Teledyne API 700U	Dynamic Gas Calibrator	Winter Park	816	7/5/2023	7 Months	\$ 29,091.60	Under Repair	Inactive
	Teledyne API 700U	Dynamic Gas Calibrator	I-4		12/26/2023	2 Months	\$ 29,970.00	Good	Inactive
761067	Agilair 8872	Datalogger	Winter Park	0548	4/27/2016	7 Years	\$ 8,085.00	Good	Backup
761068	Agilair 8872	Datalogger	Winter Park	0549	4/27/2016	7 Years	\$ 8,085.00	Good	Active
761065	Agilair 8872	Datalogger	Skyview	0550	4/27/2016	7 Years	\$ 8,085.00	Good	Active
761066	Agilair 8872	Datalogger	I-4	0551	4/27/2016	7 Years	\$ 8,085.00	Good	Active
783498	Teledyne T640	Continuous Particulate Monitor	Air Lab	1685	1/15/2023	1 Year	\$ 30,632.00	Good	Active
783499	Teledyne T640	Continuous Particulate Monitor	Air Lab	1686	1/15/2023	1 Year	\$ 30,632.00	Good	Inactive
783500	Teledyne T640x	Continuous Particulate Monitor	Winter Park	1494	7/5/2022	1 Year	\$ 41,097.00	Good	Active
762294	Thermo Scientific 5014i	Continuous Particulate Monitor	Warehouse	CM16131005	9/21/2016	7 Years	\$ 18,893.76	Under Repair	Inactive
780132	Thermo Scientific 5014i	Continuous Particulate Monitor	Air Lab	CM21428001	11/30/2021	2 Years	\$ 22,191.00	Good	Inactive
750381	Thermo Scientific 5014i	Continuous Particulate Monitor	Warehouse	CM13351002	10/4/2013	10 Years	\$ 21,225.00	Under Repair	Inactive
755027	Thermo Scientific 5014i	Continuous Particulate Monitor	Warehouse	CM14291007	10/22/2014	9 Years	\$ 18,223.23	Good	Inactive



Property /Identification No.	Manufacturer and Model No.	Description	Location	Serial No.	Acquisition Date	Age	Initial Cost	Condition	Status
755028	Thermo Scientific 5014i	Continuous Particulate Monitor	Warehouse	CM14291008	10/22/2014	9 Years	\$ 18,223.22	Under Repair	Inactive
756329	Novalynx 230-M202	Barometer	Air Lab	1616000018	7/28/2016	7 Years	\$ 1,620.10	Under Repair	Inactive
756330	Novalynx 230-M202	Barometer	Winter Park	1616000019	7/28/2016	7 Years	\$ 1,620.10	Good	Backup
756331	Novalynx 230-M202	Barometer	Winter Park	1616000020	7/28/2016	7 Years	\$ 1,620.10	Good	Active
756328	Novalynx 230-M202	Barometer	Winter Park	1616000021	7/28/2016	7 Years	\$ 1,620.10	Good	Active
755247	Bios Definer 220-L	Flow Meter	Winter Park	141461	5/6/2015	8 Years	\$ 2,045.60	Good	Backup
730582	Bios Definer 220-L	Flow Meter	Winter Park	111132	7/25/2007	16 Years	\$ 2,010.00	Good	Active
756338	Bios Defender 530-H	Flow Meter	Winter Park	137288	1/16/2015	9 Years	\$ 1,750.00	Good	Active
755246	Bios Defender 530-H	Flow Meter	Winter Park	139494	5/6/2015	8 Years	\$ 1,743.40	Good	Active
	FlexCal	Flow Meter	Air Lab	175009				Good	Active
755697	Chinook Streamline Pro Model S	Flow Meter	Air Lab	C150101	2/26/2015	9 Years	\$ 3,137.24	Good	Active
755698	Chinook Streamline Pro Model S	Flow Meter	Air Lab	C150102	2/26/2015	9 Years	\$ 3,137.24	Under Repair	Active
N/A	Fluke 85	Volt Meter	Winter Park	65560195	N/A		N/A	Good	Active
N/A	Control Comp.	Clock	Winter Park	TC-01	N/A		N/A	Good	Inactive
N/A	Control Comp.	Clock	Skyview	TC-02	N/A		N/A	Good	Active
N/A	Control Comp.	Clock	Winter Park	TC-03	N/A		N/A	Good	Active
N/A	Control Comp.	Clock	I-4	TC-05	N/A		N/A	Good	Active
N/A	Control Comp Digital Thermometer	Platinum Sensor Thermometer	Winter Park	130567028	N/A		N/A	Good	Active
N/A	Control Comp Digital Thermometer	Platinum Sensor Thermometer	Winter Park	61602143	N/A		N/A	Not Working	Inactive
N/A	Control Comp Digital Thermometer	Digital Thermometer	Air Lab	L616301	N/A		N/A	Not Working	Inactive
N/A	Control Comp Digital Thermometer	Digital Thermometer	Winter Park	101642099	N/A		N/A	Good	Active
N/A	Fluke 51 II	Digital Thermometer	Winter Park	57761482MV	8/1/2022	1 Year	\$ 532.29	Good	Active
N/A	HB Electronics	Thermometer	Air Lab	111626	3/15/2016	7 Years	N/A	Good	Active
N/A	HB Electronics	Thermometer	Air Lab	110995	3/15/2016	7 Years	N/A	Good	Active
N/A	HB Electronics	Thermometer	Air Lab	110252	3/15/2016	7 Years	N/A	Good	Active
N/A	HB Electronics	Thermometer	Air Lab	111354	3/15/2016	7 Years	N/A	Good	Active
N/A	HB Electronics	Thermometer	Air Lab	111524					Inactive
N/A	HB Electronics	Thermometer	Air Lab	112054	3/15/2016	7 Years	N/A	Good	Inactive
N/A	HB Electronics	Thermometer	Air Lab	112713	3/15/2016	7 Years	N/A	Good	Inactive
N/A	Vaisala HM40	Hygrometer	Air Lab	K4730049	12/1/2014	9 Years		Good	Active
N/A	Vaisala HM41	Hygrometer	Air Lab	L1720058	12/1/2014	9 Years		Good	Active
N/A	Thermo Scientific PM Inlet	First Stage Inlet	Winter Park	10-10-2013-2B	10/10/2013	10 Years	N/A	Good	Active
N/A	Thermo Scientific PM Inlet	First Stage Inlet	Winter Park	05-25-2014-1A	5/25/2014	9 Years	N/A	Good	Active
N/A	Thermo Scientific PM Inlet	First Stage Inlet	Winter Park	10-10-2013-1A	10/10/2013	10 Years	N/A	Good	Active
N/A	Thermo Scientific PM Inlet	First Stage Inlet	Winter Park	03-20-2013-1A	3/20/2013	10 Years	N/A	Good	Active
N/A	Thermo Scientific PM Inlet	First Stage Inlet	Winter Park	10-10-2013-3C	10/10/2013	10 Years	N/A	Good	Active
N/A	Thermo Scientific PM Inlet	First Stage Inlet	Winter Park	05-25-2014-2B	5/25/2014	9 Years	N/A	Good	Active
N/A	Thermo Scientific PM Inlet	First Stage Inlet	Winter Park	05-25-2014-4D	5/25/2014	9 Years	N/A	Good	Active
N/A	Thermo Scientific PM Inlet	First Stage Inlet	Winter Park	09-03-2012-1A			N/A	Not Working	inactive
N/A	Thermo Scientific PM Inlet	First Stage Inlet	Winter Park	05-25-2014-3C	5/25/2014	9 Years	N/A	Good	Active
N/A	Thermo Scientific PM Inlet	First Stage Inlet	Winter Park	05-25-2014-5E	5/25/2014	9 Years	N/A	Good	Active
N/A	Tisch Environmental	PM10 Inlet	Winter Park	83770000	7/5/2022	1 Year	N/A	Good	Active
756664	VIZIO 55" Flat Screen TV	MONITOR	Winter Park	LWZ2PPAQ380223	6/24/2015	8 Years	\$ 3,675.00	Good	Active
766454	Thermo Scientific 60L	OVEN	Air Lab	42202295	2/6/2018	6 Years	\$ 1,141.49	Good	Active
757682	Liebert GXT4	Power Backup	Skyview	1510100421AFBB3	7/1/2015	8 Years	\$ 1,425.00	Good	Active
757230	Liebert GXT4	Power Backup	Skyview	1512900408AFBA3	8/26/2015	8 Years	\$ 1,100.00	Good	Backup
762326	Liebert GXT4	Power Backup	Winter Park	1626200335AFBA3	3/28/2017	6 Years	\$ 1,085.00	Good	Active
762327	Liebert GXT4	Power Backup	Winter Park	1626200343AFBA3	3/28/2017	6 Years	\$ 1,085.00	Good	Active
756638	BGI Fractionator	VSCC	Air Lab	070614-166	8/12/2015	8 Years	\$ 1,648.36	Good	Backup
756639	BGI Fractionator	VSCC	Air Lab	270711-31	8/12/2015	8 Years	\$ 1,648.36	Good	Backup
756640	BGI Fractionator	VSCC	Air Lab	180514-25	8/12/2015	8 Years	\$ 1,648.36	Good	Backup
N/A	BGI Fractionator	VSCC	Air Lab	221112-180	N/A		\$ 1,648.36	Good	Backup
N/A	BGI Fractionator	VSCC	Air Lab	147526	N/A		\$ 1,648.36	Good	Active
N/A	BGI Fractionator	VSCC	Air Lab	138712	N/A		\$ 1,648.36	Good	Backup
N/A	BGI Fractionator	VSCC	Air Lab	070614-3	N/A		\$ 1,648.36	Good	Backup

Property /Identification No.	Manufacturer and Model No.	Description	Location	Serial No.	Acquisition Date	Age	Initial Cost	Condition	Status
N/A	DWYER	Manometer	Winter Park	N5OZ	1/26/2015	9 Years	N/A	Good	Active
N/A	DWYER	Manometer	Winter Park	N03AA0213007	1/26/2015	9 Years	N/A	Good	Active
N/A	Klein Tools MM700	Multimeter	Winter Park	0621C-D3	12/2/2021	2 Years	\$ 99.97	Good	Active
N/A	Thermo Scientific	Sonicator	Winter Park	1202404	N/A		N/A	Good	Active
N/A	Nikon Forestry Pro II ML921	Rangefinder	Winter Park	0006503	N/A		N/A	Good	Active
N/A	Foneso F100	Laser Distance Measurer	Winter Park	N/A	N/A		N/A	Good	Active
N/A	Alicat FP-25BT	Manometer	Winter Park	436811	4/24/2023	10 Months	\$ 3,250.00	Good	Active
N/A	Alicat FP-25BT	Manometer	Air Lab	436812	4/24/2023	10 Months	\$ 3,250.00	Good	Active
N/A	Alicat FP-25BT	Manometer	Skyview		10/31/2023	4 Months	\$ 3,250.00	Good	Active
N/A	Alicat FP-25BT	Manometer	I-4	462722	10/31/2023	4 Months	\$ 3,250.00	Good	Active
N/A	Met One Instrument	Digital Interface WP	I-4	C21202				Good	Inactive
N/A	Met One Instrument	Sonic Weather Sensor	I-4	D14231				Good	Inactive
N/A	Cisco ASA 5505	Firewall	Skyview	JMX1625Z263	6/1/2012	11 Years	N/A	Good	Active
N/A	Cisco ASA 5505	Firewall	Air Lab	JMX1824Z041	N/A		N/A	Good	Inactive
N/A	Cisco ASA 5505	Firewall	Winter Park	JMX1912402V	1/1/2015	9 Years	N/A	Good	Active
N/A	Cisco ASA 5505	Firewall	Air Lab	JMX19124033				Good	Active
N/A	Cisco ASA 5505	Firewall	Winter Park	JMX191740A6			N/A	Good	Inactive
N/A	Sierra Wireless GX450	Modem	Skyview	LA80941604001005	5/9/2019	4 Years		Good	Active
N/A	HP PCL Q6502A	Laser Printer	Winter Park	CNRK159360	N/A		N/A	Fair	Active
755734	Juniper EX 2200	Ethernet Switch	Winter Park	CW0214282125	11/22/2014	9 Years	\$ 815.00	Good	Inactive
756546	Juniper EX 2201	Ethernet Switch	I-4	CW0214191482	6/30/2015	8 Years	\$ 815.00	Good	Active
756547	Juniper EX 2202	Ethernet Switch	Winter Park	CW0214191788	6/30/2015	8 Years	\$ 815.00	Good	Active
784814	Dell CTO 7780	Laptop	Operator	GMEP10ZL290	5/24/2023	9 Months	\$ 6,250.00	Good	Active
784815	Dell CTO 7780	Laptop	Operator	GMEP10ZL291	5/24/2023	9 Months	\$ 6,250.00	Good	Active
784813	Dell CTO 7780	Laptop	Operator	GMEP11ZL292	5/24/2023	9 Months	\$ 6,250.00	Good	Active
786370	Dell CTO 7780	Laptop	Operator	GMEP11ZL004	11/29/2023	3 Months	\$ 5,500.00	Good	Active
786371	Dell CTO 7780	Laptop	Operator	GMEP11ZL005	11/29/2023	3 Months	\$ 5,500.00	Good	Active

**Palm Beach County Inventory 2024**

<b>Manufacturer and Model No.</b>	<b>Description</b>	<b>Location</b>	<b>Serial No.</b>	<b>Acquisition Date</b>	<b>Age</b>	<b>Initial Cost</b>	<b>Condition</b>	<b>Status</b>
Teledyne/API 703U	Ozone Transfer Standard	Head Quarter	254	8/15/2019	4 Years	\$ 15,208.00	Good	Back-Up
Teledyne/API T640X	Particulate Matter Analyzer	Head Quarter	807	8/15/2019	4 Years	\$ 37,763.00	Good	Back-Up
Agilaire 8872	Data System Controller	Lamstein Lane	814	2/5/2020	4 Years	\$ 9,135.00	Good	In Use
Agilaire 8872	Data System Controller	Delray Beach	948	2/5/2020	4 Years	\$ 9,135.00	Good	In Use
Agilaire 8872	Data System Controller	Lantana Preserve	1178	2/5/2020	4 Years	\$ 9,135.00	Good	In Use
Agilaire 8872	Data System Controller	Belle Glade	1179	11/20/2021	2 Years	\$ 7,705.00	Good	In Use
Agilaire 8872	Data System Controller	Head Quarter	664	11/21/2021	2 Years	\$ 7,705.00	Good	Back-Up
Teledyne/API T640	Particulate Matter Analyzer	Belle Glade	1251	5/10/2021	2 Years	\$ 27,800.00	Good	In Use
Teledyne/API T640	Particulate Matter Analyzer	Lamstein Lane	1512	10/10/2022	1 Year	\$ 28,600.00	Good	In Use
Teledyne/API T640X	Particulate Matter Analyzer	Delray Beach	1247	5/10/2021	2 Years	\$ 33,500.00	Good	In Use
Thermo Environmental Tec0111-001	Zero Air Supply	Lantana Preserve	11161759-333	11/2/1998	25 Years	\$ 3,990.00	Fair	In Use
Thermo Environmental 49i	Ozone Analyzer	Lantana Preserve	0601213850	11/16/2005	18 Years	\$ 6,673.50	Fair	In Use
Thermo Environmental 49i	Ozone Analyzer	Lamstein Lane	0711721591	4/11/2007	16 Years	\$ 6,777.00	Fair	Back-Up
Teledyne/API 703E	UV Photometric Monitor	Head Quarter	0058	10/31/2006	17 Years	\$ 8,550.00	Fair	Back-Up
Met One Instrument BAM1020 2.3 FEM	Beta Attenuation Mass Monitor	Head Quarter	06214	10/1/2007	16 Years	\$ 21,970.00	Fair	Not In Use
Bios International Corpor	Definer 220 High Flow; Range:300-30,000 SCCM	Head Quarter	112349	9/30/2007	16 Years	\$ 2,000.00	Fair	In Use
Wells Cargo Model EW 1622	Express Wagon 16'	Belle Glade	1WC200G238305845	6/3/2008	15 Years	\$ 5,625.00	Fair	In Use
Thermo Environmental	Ozone Primary Source Calibrator	Lantana Preserve	0906335234	2/23/2009	15 Years	\$ 10,165.00	Fair	In Use
Met One Instrument	Beta Attenuation Mass Monitor w/power	Head Quarter	K18547	12/9/2010	13 Years	\$ 12,452.60	Good	Not In Use
Thermo Environmental	Beta Attenuation Mass Monitor	Head Quarter	CM16321022	8/1/2016	7 Years	\$ 20,665.00	Poor	Broken
Thermo Environmental	Beta Attenuation Mass Monitor	Head Quarter	CM16321023	8/1/2016	7 Years	\$ 20,665.00	Poor	Broken
Thermo Environmental 49i	Ozone Analyzer	Lamstein Lane	1504864522	9/30/2016	7 Years	\$ 18,245.00	Poor	In Use
Teledyne/API 703U	Ozone Primary Source Calibrator	Head Quarter	404	9/15/2022	1 Year	\$ 17,500.00	Good	Back-Up
Teledyne/API T400	Ozone Analyzer	Head Quarter		9/15/2022	1 Year	\$ 9,950.00	Good	Back-Up
Analogic AN3100	Voltage Source	Head Quarter	1424153		34+ Years	NA	Poor	In Use
Mesa-Labs	Tetra-Cal Flow Meter	Head Quarter	TET 149651	8/1/2016	7 Years	\$ 2,300.00	Fair	In Use
Bios International Corpor	Dry-Cal Flow Meter	Head Quarter	112349	9/30/2007	16 Years	\$ 2,000.00	Poor	In Use
AliCat FP-25	Flow Meter	Head Quarter	229796	4/15/2020	3 Years	\$ 3,250.00	Fair	In Use

**Pinellas County Inventory 2024**

Property /Identification No.	Manufacturer and Model No.	Description	Location	Serial No.	Acquisition Date	Age	Initial Cost	Condition	Status
	T-API T400	Ozone	12-103-0004	6021	9/30/2020	3 Years	\$ 8,600.00	Good	Deployed
	T-API T640	PM 2.5	12-103-0004	566	2/10/2020	4 Years	\$ 23,997.00	Good	Deployed
	T-API T703	O <sub>3</sub> Primary	12-103-0004	729	8/1/2019	4 Years	\$ 11,700.00	Good	Deployed
	Agilaire 8872	Data logger	12-103-0004	307	8/27/2014	9 Years	\$ 6,600.00	Good	Deployed
	G&S	Building	12-103-0004	n/a	3/7/1986	38 Years	\$ 3,500.00	Good	Deployed
	Met One E-BAM Plus	PM 10	12-103-0012	X19178	9/17/2018	5 Years	\$ 8,310.00	Good	Deployed
	ATEC 2200	VOC Sampler	12-103-0018	37560	7/31/2017	6 Years	\$ 10,095.00	Good	Deployed
	T-API T700U	Calibrator	12-103-0018	649	9/30/2020	3 Years	\$ 23,760.00	Good	Deployed
	T-API T500U	NO <sub>2</sub>	12-103-0018	304	9/30/2020	3 Years	\$ 17,200.00	Good	Deployed
	T-API T640X	PM 2.5/ 10	12-103-0018	1819	6/1/2023	9 Months	\$ 42,662.00	Good	Deployed
	T-API T400	Ozone	12-103-0018	7227	6/1/2023	9 Months	\$ 11,012.00	Good	Deployed
	T-API 701H	Zero Air	12-103-0018	240	8/19/2016	7 Years	\$ 7,190.00	Good	Deployed
	Agilaire 8872	Data logger	12-103-0018	309	8/27/2014	9 Years	\$ 7,380.00	Good	Deployed
	RM Young 5305	Wind Sensor	12-103-0018	186982	n/a	n/a	\$ 1,100.00	Good	Deployed
	Robin Builders	Building	12-103-0018	n/a	1/28/1998	26 Years	\$ 14,142.00	Fair	Deployed
	Aluma Tower 10m	Wind Tower	12-103-0018	n/a	8/28/1989	34 Years	\$ 2,000.00	Fair	Deployed
	T-API T703	O <sub>3</sub> Primary	12-103-0018	61	1/1/2015	9 Years	n/a	Good	Deployed
	Enviroics 7000	Zero Air	12-103-0023	8640	9/10/2019	4 Years	\$ 4,700.00	Good	Deployed
	TEI 43i	SO <sub>2</sub>	12-103-0023	1163630020	12/14/2016	7 Years	\$ 12,500.00	Good	Deployed
	Enviroics 6100	Calibrator	12-103-0023	6551	6/1/2015	8 Years	\$ 8,900.00	Good	Deployed
	Agilaire 8872	Data logger	12-103-0023	308	8/27/2014	9 Years	\$ 6,600.00	Good	Deployed
	William Scottsman	Building	12-103-0023	n/a	9/26/1997	26 Years	\$ 11,400.00	Fair	Deployed
	ATEC 2200	VOC Sampler	12-103-0026	37559	7/31/2017	6 Years	\$ 10,095.00	Good	Deployed
	RM Young 5305	Wind Sensor	12-103-0026	57347	n/a	n/a	\$ 1,100.00	Good	Deployed
	Agilaire 8872	Data logger	12-103-0026	0411	8/27/2014	9 Years	\$ 6,600.00	Good	Deployed
	T-API/Magee 633	Aethalometer	12-103-0026	AE33-S01-00107	6/11/2013	10 Years	\$ 11,000.00	Good	Deployed
	Aluma Tower 10m	Wind Tower	12-103-0026	na	8/21/2001	22 Years	\$ 2,000.00	Fair	Deployed
	Robin Builders	Building	12-103-0026	n/a	12/12/1997	26 Years	\$ 10,800.00	Fair	Deployed
	Tisch TE-1000	SVOC Sampler	12-103-0026	n/a	1/30/2008	16 Years	n/a	Good	Deployed
	General Metal Works	Metals PM10 Sampler	12-103-0026	n/a	7/31/1991	32 Years	n/a	Fair	Deployed
	T-API T700U	Calibrator	12-103-0027	773	11/18/2022	1 Year	\$ 26,191.00	Good	Deployed
	T-API 701H	Zero Air	12-103-0027	136	5/20/2016	7 Years	\$ 8,000.00	Good	Deployed
	T-API/Magee 633	Aethalometer	12-103-0027	AE33-SO3-00336	5/20/2016	7 Years	\$ 7,200.00	Good	Deployed
	T-API T500U	NO <sub>2</sub>	12-103-0027	108	5/20/2016	7 Years	\$ 16,000.00	Good	Deployed
	T-API T300U	CO	12-103-0027	242	5/20/2016	7 Years	\$ 12,700.00	Good	Deployed
	William Scottsman	Building	12-103-0027	n/a	1/1/2016	8 Years	\$ 27,500.00	Good	Deployed
	Aluma Tower 10m	Wind Tower	12-103-0027	na	9/30/2015	8 Years	\$ 4,100.00	Good	Deployed
	Enviroics 6100	Calibrator	12-103-0027	6552	6/1/2015	8 Years	\$ 8,900.00	Good	Deployed
	RM Young 5305	Wind Sensor	12-103-0027	69489	n/a	n/a	\$ 1,100.00	Good	Deployed
	Agilaire 8872	Data logger	12-103-0027	412	4/2/2015	8 Years	\$ 6,600.00	Good	Deployed
	Met One E-BAM Plus	PM 10	12-103-3004	X19175	9/17/2018	5 Years	\$ 8,310.00	Good	Deployed
	T-API T400	Ozone	12-103-5002	6022	9/30/2020	3 Years	\$ 8,600.00	Good	Deployed
	TEI 1405	PM 2.5	12-103-5002	1405A235701603	4/20/2016	7 Years	\$ 13,000.00	Good	Deployed
	RM Young 5305	Wind Sensor	12-103-5002	141707	n/a	n/a	\$ 1,100.00	Good	Deployed
	Agilaire 8872	Data logger	12-103-5002	0312	8/27/2014	9 Years	\$ 6,600.00	Good	Deployed
	T-API T703	O <sub>3</sub> Primary	12-103-5002	946	10/20/2022	1 Year	\$ 13,345.00	Good	Deployed

Property /Identification No.	Manufacturer and Model No.	Description	Location	Serial No.	Acquisition Date	Age	Initial Cost	Condition	Status
	Topline Building, Inc.	Building	12-103-5002	n/a	12/20/2002	21 Years	\$ 10,422.00	Fair	Deployed
	Aluma Tower 10m	Wind Tower	12-103-5002	na	4/18/1997	26 Years	\$ 2,000.00	Fair	Deployed
	Enviroics 7000	Zero Air	12-103-5003	8639	9/17/2019	4 Years	\$ 4,700.00	Good	Deployed
	TEI 43i	SO <sub>2</sub>	12-103-5003	1170120019	12/14/2016	7 Years	\$ 12,500.00	Good	Deployed
	Agilaire 8872	Data logger	12-103-5003	0608	12/9/2016	7 Years	\$ 7,380.00	Good	Deployed
	Enviroics 6100	Calibrator	12-103-5003	6186	8/1/2014	9 Years	\$ 8,800.00	Good	Deployed
	n/a	Building	12-103-5003	n/a	9/18/1987	36 Years	\$ 4,850.00	Fair	Deployed
	Agilent 5977B / 8890	GC/MS	Lab	US2227A048	10/1/2022	1 Year	\$ 81,911.00	Good	Deployed
	Entech 7200CTS	Preconcentrator	Lab	2174	10/1/2022	1 Year	\$ 49,148.00	Good	Deployed
	T-API T300	CO	Office	2425	5/4/2016	7 Years	\$ 10,800.00	Good	Spare
	T-API T400	Ozone	Office	85	n/a	n/a	n/a	Good	Spare
	T-API 400E	Ozone	Office	2545	8/17/2010	13 Years	\$ 7,200.00	Good	Spare
	T-API 400E	Ozone	Office	2560	8/17/2010	13 Years	\$ 7,200.00	Good	Spare
	T-API 703E	O <sub>3</sub> Primary	Office	240	8/6/2009	14 Years	\$ 9,000.00	Good	Spare
	T-API 703E	O <sub>3</sub> Primary	Office	332	5/14/2014	9 Years	\$ 10,000.00	Good	Spare
	T-API T703	O <sub>3</sub> Primary	Office	331	5/14/2014	9 Years	\$ 10,000.00	Good	Spare
	TEI 49i	Ozone	Office	CM08270005	8/6/2009	14 Years	\$ 9,000.00	Good	Spare
	TEI 43C	SO <sub>2</sub>	Office	43C-55928-305	6/26/1996	27 Years	\$ 6,500.00	Fair	Spare
	TEI 42i	NOx	Office	CM08260023	7/24/2008	15 Years	\$ 11,000.00	Fair	Spare
	TEI 42i	NOx	Office	11636300019	12/14/2016	7 Years	\$ 14,500.00	Good	Spare
	Enviroics 6100	Calibrator	Office	7866	4/2/2018	5 Years	\$ 9,000.00	Good	Spare
	Enviroics 6100	Calibrator	Office	3942	4/24/2007	16 Years	\$ 8,900.00	Good	Spare
	Enviroics 6103	Calibrator	Office	2818	3/25/2002	21 Years	\$ 10,600.00	Good	Spare
	RM Young 5305	Wind Sensor	Office	186982	9/21/2021	2 Years	\$ 1,100.00	Good	Spare
	RM Young 5305	Wind Sensor	Office	186983	9/21/2021	2 Years	\$ 1,100.00	Good	Spare
	RM Young 5305	Wind Sensor	Office	141707	n/a	5 Years	\$ 1,100.00	Good	Spare
	RM Young 5305	Wind Sensor	Office	5	n/a	5 Years	\$ 1,100.00	Good	Spare

**Sarasota County Inventory 2024**

Property /Identification No.	Manufacturer and Model No.	Description	Location	Serial No.	Acquisition Date	Age	Initial Cost	Condition	Status
30002430	Wells Cargo	10' Trailer	Jackson	1WC200D17Y3043740	11/1/2000	23 Years	\$ 8,852.25	Fair	Operating
30002827	Wells Cargo	Trailer	Paw Park	1WC200J1343051042	11/19/2003	20 Years	\$ 12,306.00	Fair	Operating
40057912	Ekto Manufacturing Co.	TEOM Enclosure	BOB	38851	1/23/2008	16 Years	\$ 5,632.63	Good	Planned for disposal
40059326	Ekto Manufacturing Co.	TEOM Enclosure	BOB	42011	7/13/2010	13 Years	\$ 6,338.00	Good	Planned for disposal
40058795	Thermo TEOM 1405	Particulate Sampler	BOB	1405A202460809	9/30/2008	15 Years	\$ 18,911.00	Fair	Back Up
40059491	Thermo 49i	Ozone Analyzer	BOB	CM09190034	6/25/2009	14 Years	\$ 7,930.00	Fair	Back Up
40059492	Thermo 49i-PS	Ozone Calibrator	BOB	0916736286	6/25/2009	14 Years	\$ 11,550.00	Fair	Back Up
40060203	Teledyne 400e	Ozone Analyzer	BOB	2529	6/29/2010	13 Years	\$ 7,035.00	Fair	Planned for disposal
40060204	Teledyne 703e	Ozone Calibrator	BOB	276	6/29/2010	13 Years	\$ 9,166.00	Fair	Planned for disposal
40063935	Thermo 2025i	Particulate Sampler	BOB	2025I205681402	4/3/2014	9 Years	\$ 15,620.00	Fair	Planned for disposal
40064630	Thermo 49i-PS	Ozone Calibrator	Jackson	1426962860	9/11/2014	9 Years	\$ 12,490.00	Good	Operating
40064631	Thermo 49i	Ozone Analyzer	Jackson	1426962861	9/11/2014	9 Years	\$ 9,150.00	Good	Operating
40064632	Teledyne T701	Zero Air Generator	BOB	64	9/19/2014	9 Years	\$ 4,375.00	Good	Planned for disposal
40064690	Agilaire 8872	Data Logger	Paw Park	0333	11/21/2013	10 Years	\$ 6,495.00	Good	Operating
40066771	Thermo 1405	Particulate Sampler	Paw Park	1405A233811512	1/27/2016	8 Years	\$ 19,395.00	Good	Operating
40066774	Agilaire 8872	Data Logger	BOB	0542	3/16/2016	7 Years	\$ 6,990.00	Good	Back Up
40067751	Thermo 49i	Ozone Analyzer	BOB	1162290005	9/30/2016	7 Years	\$ 9,337.50	Good	Back Up
40068125	Thermo 49i-PS	Ozone Calibrator	Lido	1171300029	6/28/2017	6 Years	\$ 13,581.00	Good	Operating
40068789	Teledyne T640	Particulate Sampler	BOB	212	8/29/2017	6 Years	\$ 21,000.00	Good	Back Up
40068790	Shelter One	T640 Enclosure	Bee Ridge Park	N/A	9/30/2017	6 Years	\$ 6,500.00	Good	Operating
40070109	Thermo 49iQ	Ozone Analyzer	BOB	1182250001	9/26/2018	5 Years	\$ 10,079.01	Good	Planned for disposal
40070110	Thermo 49iQ-PS	Ozone Calibrator	BOB	1182250002	9/26/2018	5 Years	\$ 13,922.65	Good	Planned for disposal
40070908	Thermo 1405	Particulate Sampler	Jackson	1405A243141903	3/4/2019	4 Years	\$ 21,550.28	New	Operating
40072708	Agilaire 8872	Data Logger	Bee Ridge Park	1044	8/25/2020	3 Years	\$ 7,850.00	Good	Operating
40072709	Agilaire 8872	Data Logger	Lido	1046	8/25/2020	3 Years	\$ 7,850.00	Good	Operating
40072710	Agilaire 8872	Data Logger	Jackson	1045	8/25/2020	3 Years	\$ 7,850.00	Good	Operating
40073265	Teledyne T400	Ozone Analyzer	Paw Park	6478	6/18/2021	2 Years	\$ 8,505.00	New	Operating
40073266	Teledyne T703	Ozone Calibrator	Paw Park	887	6/18/2021	2 Years	\$ 12,150.00	New	Operating
40074416	Teledyne T640	Particulate Sampler	Bee Ridge Park	1539	9/30/2022	1 Year	\$ 28,334.00	New	Operating
40074818	Teledyne T400	Ozone Analyzer	Lido	7206	4/10/2023	1 Year	\$ 11,047.40	New	Operating
40074819	Teledyne T703	Ozone Calibrator	Repair	994	4/10/2023	1 Year	\$ 14,165.00	New	Repair
N/A	Davis Instruments	MET Sensor	Lido	190802N01	8/2/2019	4 Years	\$ 650.00	Fair	Operating
N/A	Davis Instruments	MET Sensor	BOB	190802N07	8/2/2019	4 Years	\$ 650.00	Fair	Back Up
N/A	Davis Instruments	MET Sensor	Paw Park	190802N04	8/2/2019	4 Years	\$ 650.00	Fair	Operating
N/A	Davis Instruments	MET Sensor	Bee Ridge Park	180807N01	8/7/2018	5 Years	\$ 650.00	Fair	Operating
N/A	Davis Instruments	MET Sensor	Jackson	210721N01	7/21/2021	2 Years	\$ 470.00	Fair	Operating