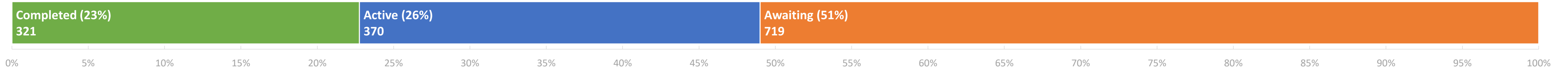


# Drycleaning Solvent Cleanup Program (DSCP) Progress and Funding Status

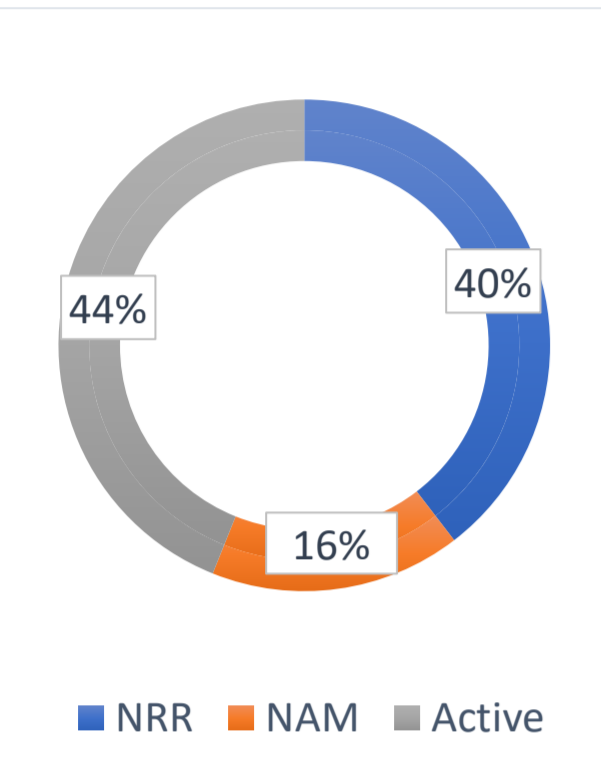
April 7, 2026



## DSCP Sites Closed by Remedy

Total Closed to Date: 320

April 7, 2026

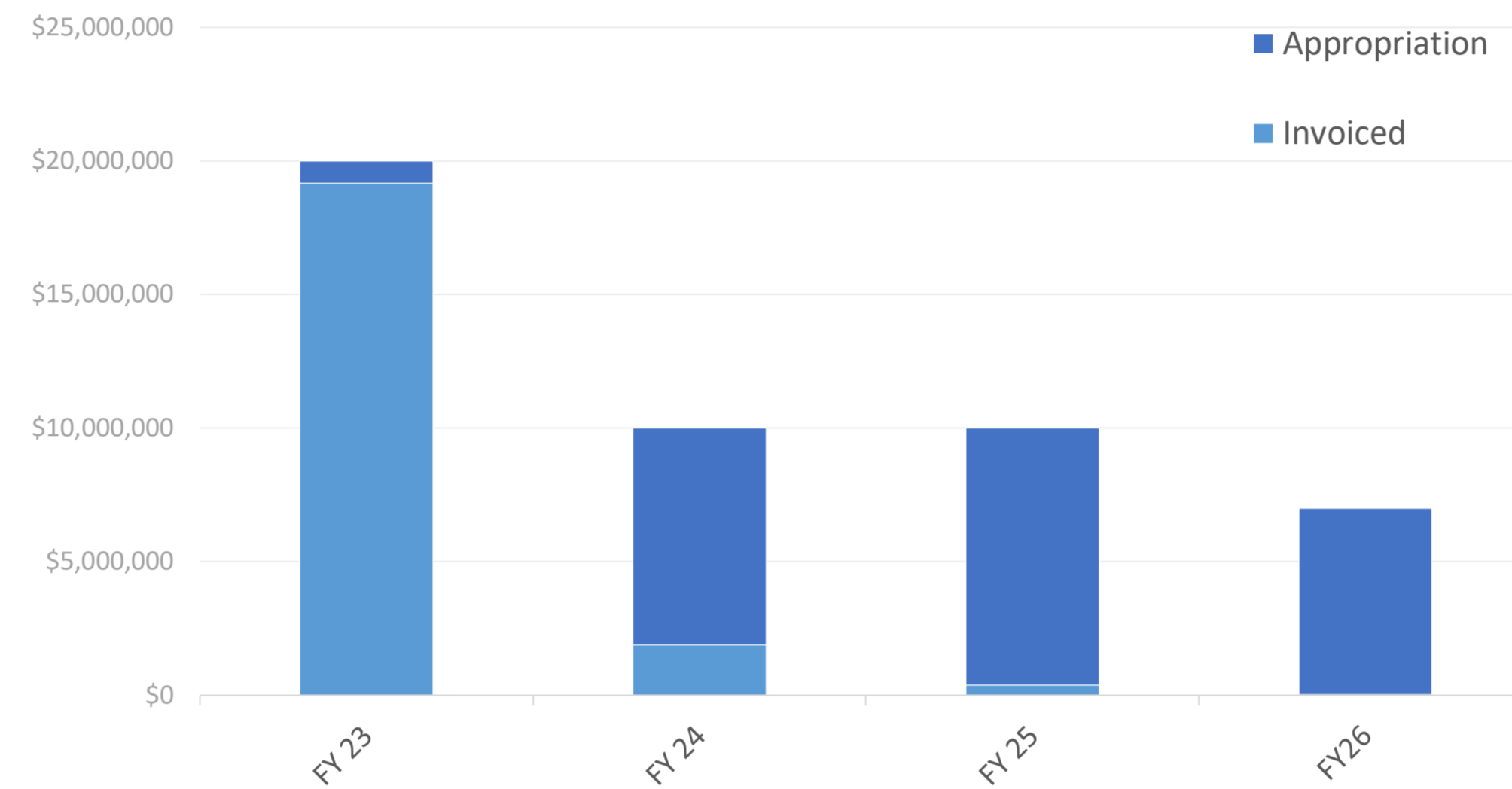


type*	closures	% of total
NRR	127	40%
NAM	53	17%
Active	141	44%

\*NRR: No Remedy Required  
\*NAM: Natural Attenuation Monitoring  
\*Active: Active Remediation

## DSCP Appropriation and Invoice Activity by FY

April 7, 2026



\*Prior fiscal years invoiced in full

	FY 23	FY 24	FY 25	FY 26
Appropriation	\$20,000,000	\$10,000,000	\$10,000,000	\$7,000,000
Invoiced	\$19,155,622.58	\$1,875,484.02	\$377,945.79	\$42.21
<b>Remaining Balance</b>	<b>\$844,377.42</b>	<b>\$8,124,515.98</b>	<b>\$9,622,054.21</b>	<b>\$6,999,957.79</b>

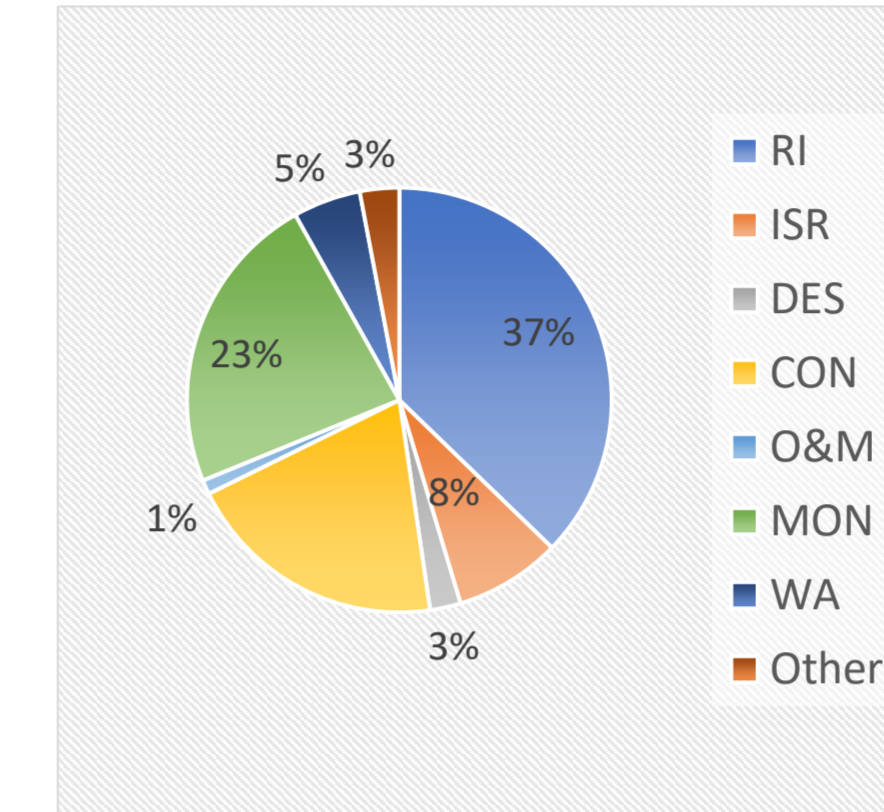
## DSCP Available Encumbrance Snapshot

Available for Tasking*	Encumbered in Contracts	Unencumbered
\$16,270,050.82	\$9,352,568.95	\$6,917,481.87

\*Includes carry-over from previous fiscal years

## DSCP Tasking Activity by Phase (FY26)

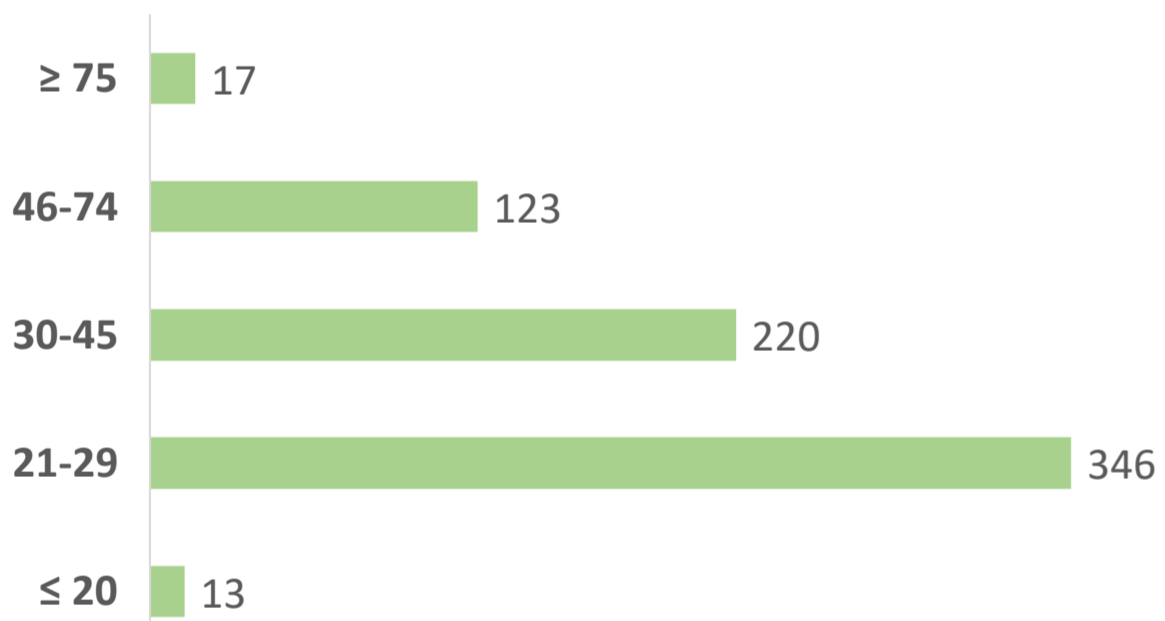
April 7, 2026



Phase	Tasked to Date (FY26)
Assessment (RI)	\$1,528,145.31
Source Removal (ISR)	\$332,977.59
Design (DES)	\$95,819.71
Construction (CON)	\$822,761.60
Operation & Maintenance (O&M)	\$44,630.35
Monitoring (MON)	\$945,624.25
Well Abandonment (WA)	\$211,422.50
Other*	\$122,882.36
<b>Total</b>	<b>\$4,104,263.67</b>

\*includes property management, DOH well survey, offsite notices, critical response

## Current Site Scores Awaiting Cleanup



\* The DSCP is currently working on sites scored 83 or higher

## DSCP Site Closures by Fiscal Year

April 7, 2026

