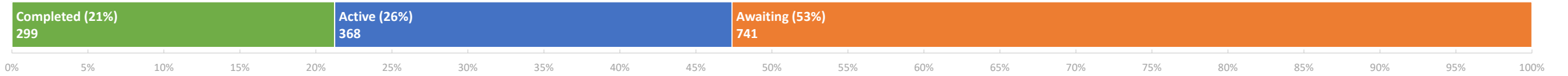


Drycleaning Solvent Cleanup Program (DSCP) Progress and Funding Status

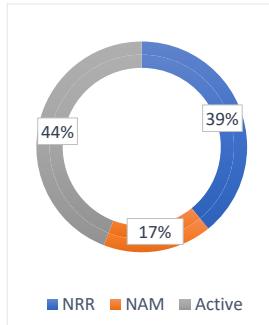
August 7, 2024



DSCP Sites Closed by Remedy

Total Closed to Date: 299

August 7, 2024

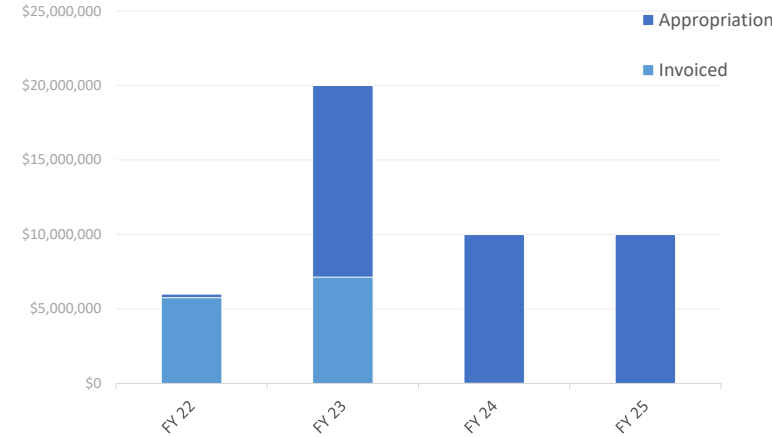


type*	closures	% of total
NRR	117	39%
NAM	50	17%
Active	132	44%

*NRR: No Remedy Required
 *NAM: Natural Attenuation Monitoring
 *Active: Active Remediation

DSCP Appropriation and Invoice Activity by FY

August 7, 2024



*Prior fiscal years invoiced in full

	FY 22	FY 23	FY 24	FY 25
Appropriation	\$6,000,000	\$20,000,000	\$10,000,000	\$10,000,000
Invoiced	\$5,757,135.31	\$7,884,777.97	\$156.85	\$0.00
Remaining Balance	\$242,864.69	\$12,866,636.49	\$9,999,843.15	\$0.00

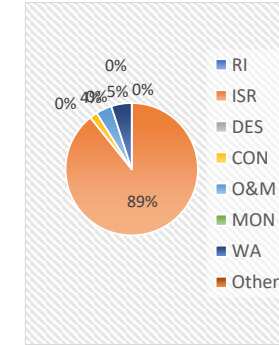
DSCP Available Encumbrance Snapshot

Available for Tasking*	Encumbered in Contracts	Unencumbered
\$19,269,017.41	\$2,973,625.19	\$16,295,392.22

*Includes carry-over from previous fiscal years

DSCP Tasking Activity by Phase (FY24)

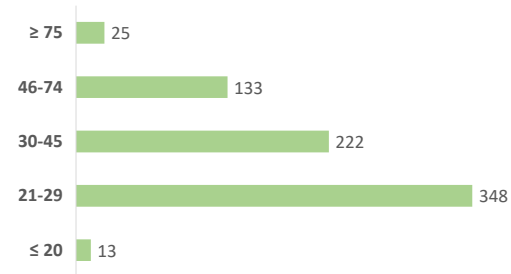
August 7, 2024



Phase	Tasked to Date (FY25)
Assessment (RI)	\$0.00
Source Removal (ISR)	\$144,658.97
Design (DES)	\$0.00
Construction (CON)	\$3,032.06
O&M	\$6,300.89
Monitoring (MON)	\$0.00
Well Abandonment (WA)	\$8,080.72
Other*	\$0.00
Total	\$162,072.64

*includes property management, DOH well survey, offsite notices, critical response

Current Site Scores Awaiting Cleanup



* The DSCP is currently working on sites scored 83 or higher

DSCP Site Closures by Fiscal Year

August 7, 2024

