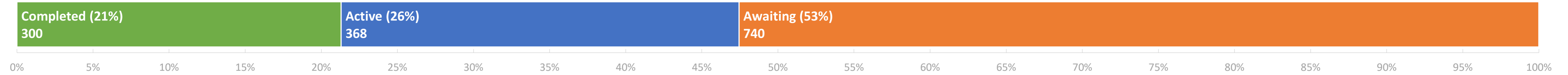


# Drycleaning Solvent Cleanup Program (DSCP) Progress and Funding Status

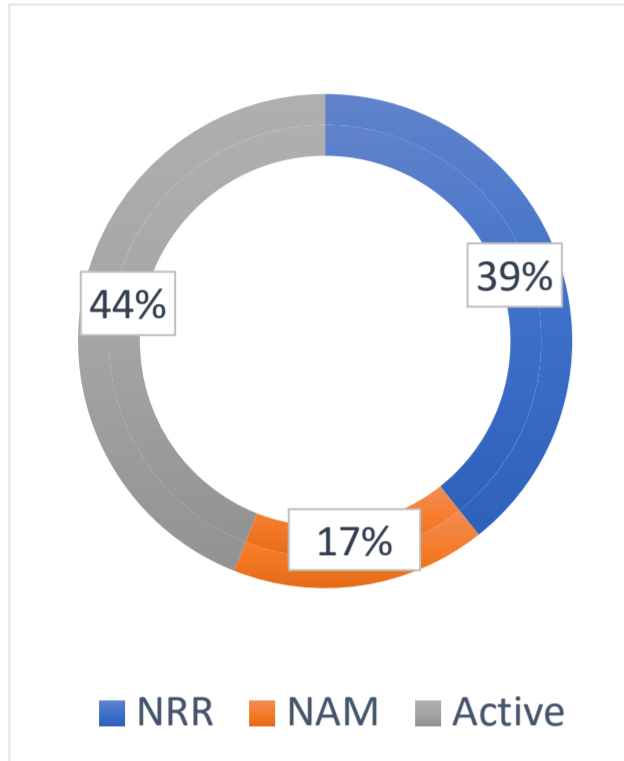
November 26, 2024



## DSCP Sites Closed by Remedy

Total Closed to Date: 300

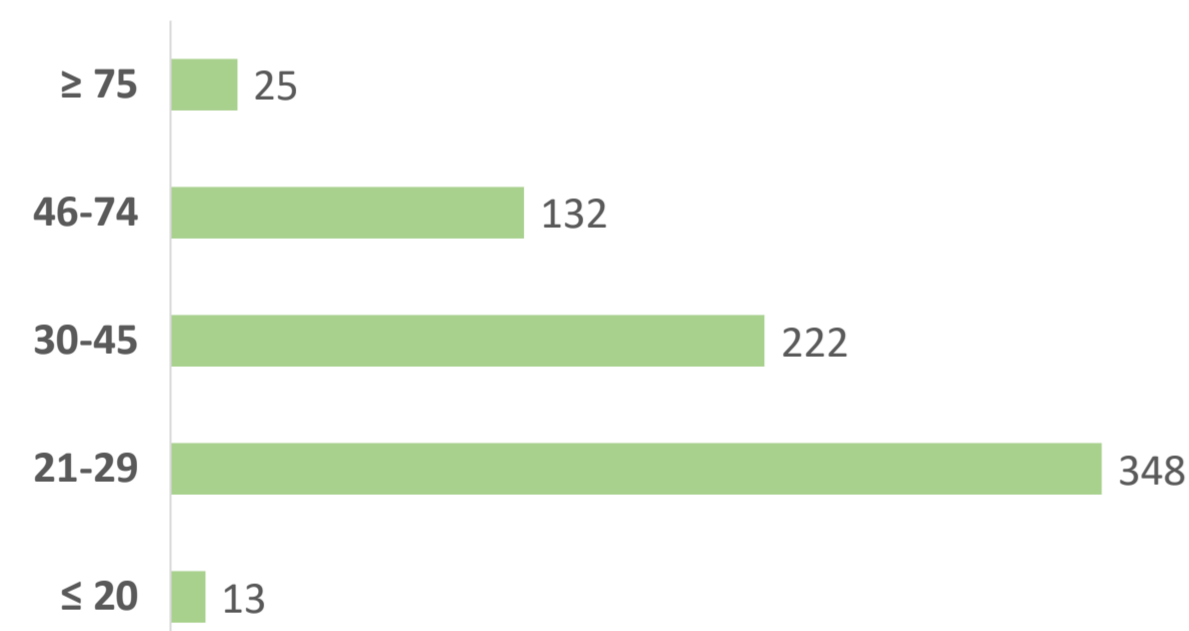
November 26, 2024



type*	closures	% of total
NRR	118	39%
NAM	50	17%
Active	132	44%

\*NRR: No Remedy Required  
 \*NAM: Natural Attenuation Monitoring  
 \*Active: Active Remediation

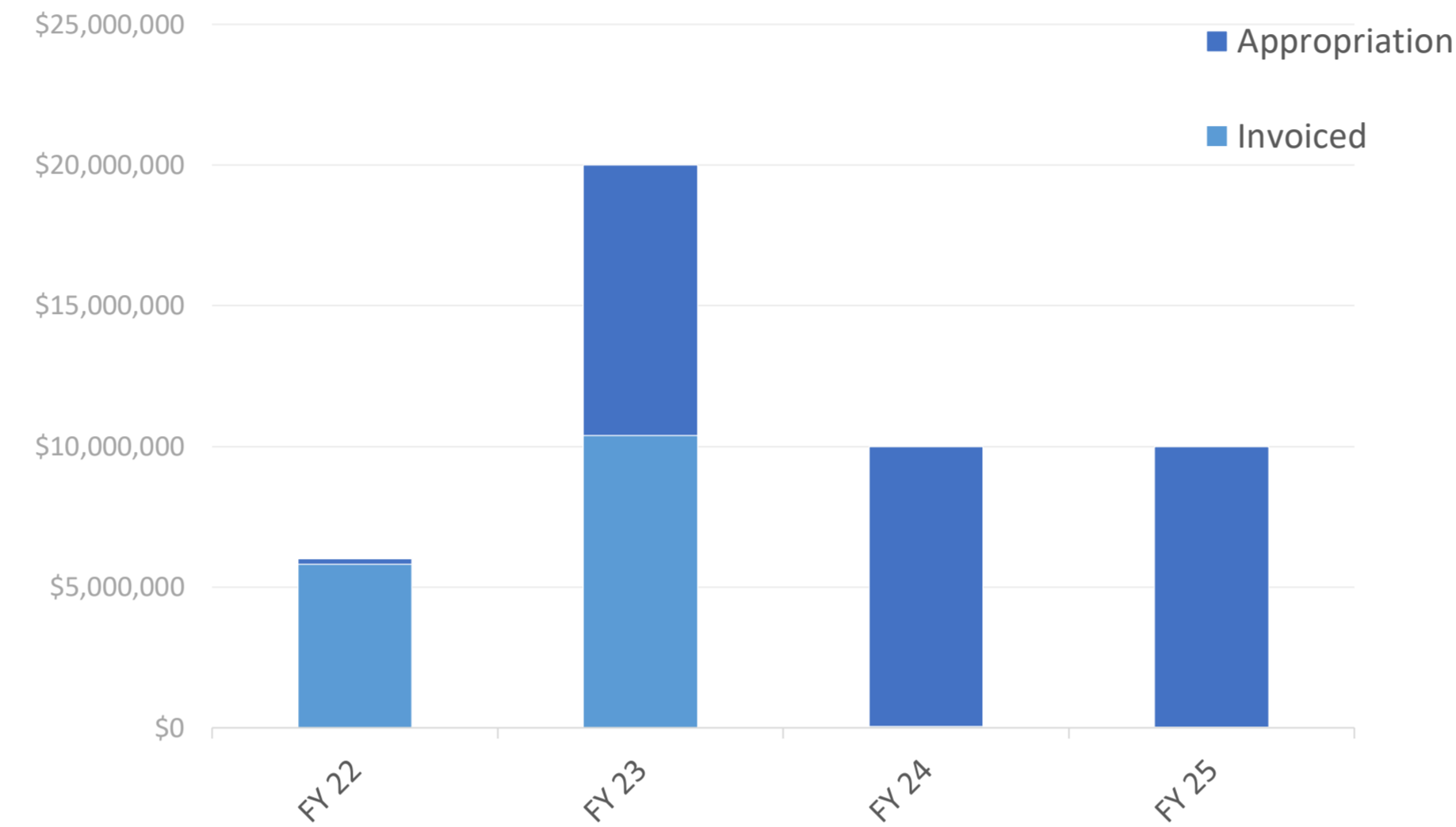
## Current Site Scores Awaiting Cleanup



\* The DSCP is currently working on sites scored 83 or higher

## DSCP Appropriation and Invoice Activity by FY

November 26, 2024



\*Prior fiscal years invoiced in full

	FY 22	FY 23	FY 24	FY 25
Appropriation	\$6,000,000	\$20,000,000	\$10,000,000	\$10,000,000
Invoiced	\$5,815,452.77	\$10,380,803.21	\$41,975.17	\$292.28
<b>Remaining Balance</b>	<b>\$184,547.23</b>	<b>\$9,619,196.79</b>	<b>\$9,958,024.83</b>	<b>\$9,999,707.72</b>

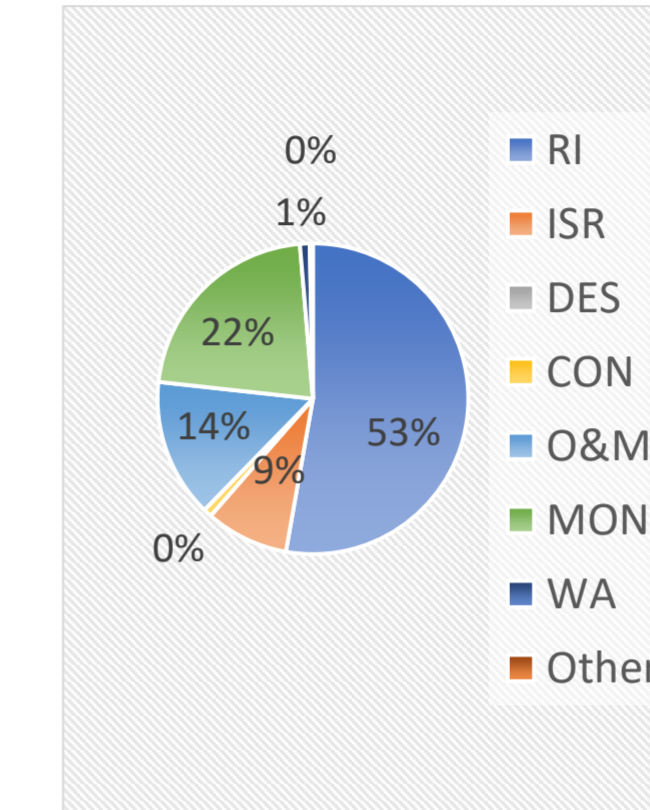
## DSCP Available Encumbrance Snapshot

Available for Tasking*	Encumbered in Contracts	Unencumbered
\$21,772,666.91	\$3,192,594.21	\$18,580,072.70

\*Includes carry-over from previous fiscal years

## DSCP Tasking Activity by Phase (FY25)

November 26, 2024



Phase	Tasked to Date (FY25)
Assessment (RI)	\$1,037,195.37
Source Removal (ISR)	\$169,874.76
Design (DES)	\$0.00
Construction (CON)	\$17,198.67
O&M	\$283,320.75
Monitoring (MON)	\$430,713.17
Well Abandonment (WA)	\$20,113.13
Other*	\$6,349.29
<b>Total</b>	<b>\$1,964,765.14</b>

\*includes property management, DOH well survey, offsite notices, critical response

## DSCP Site Closures by Fiscal Year

November 26, 2024

