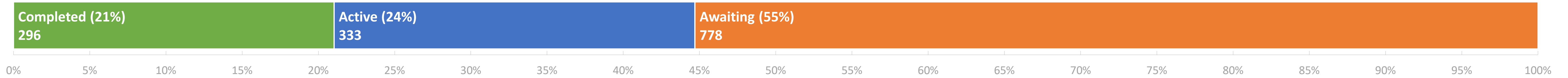


Drycleaning Solvent Cleanup Program (DSCP) Progress and Funding Status

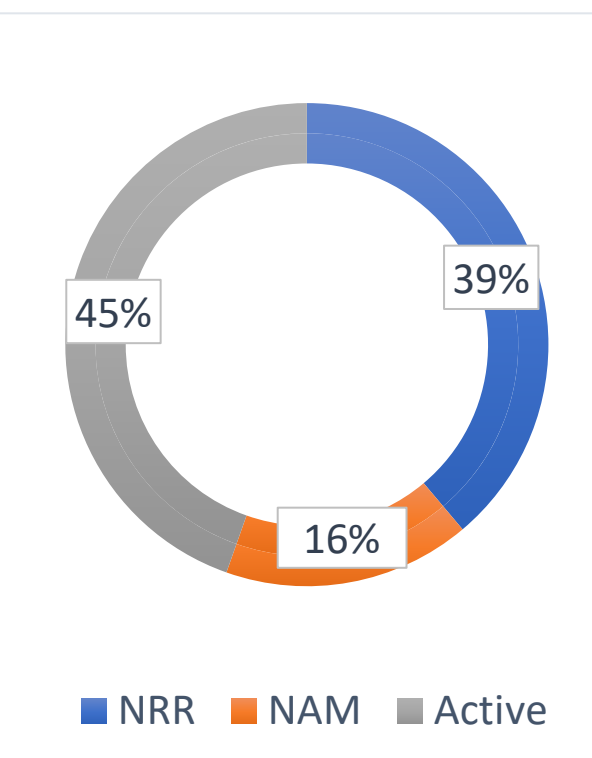
January 31, 2024



DSCP Sites Closed by Remedy

Total Closed to Date: 296

January 31, 2024

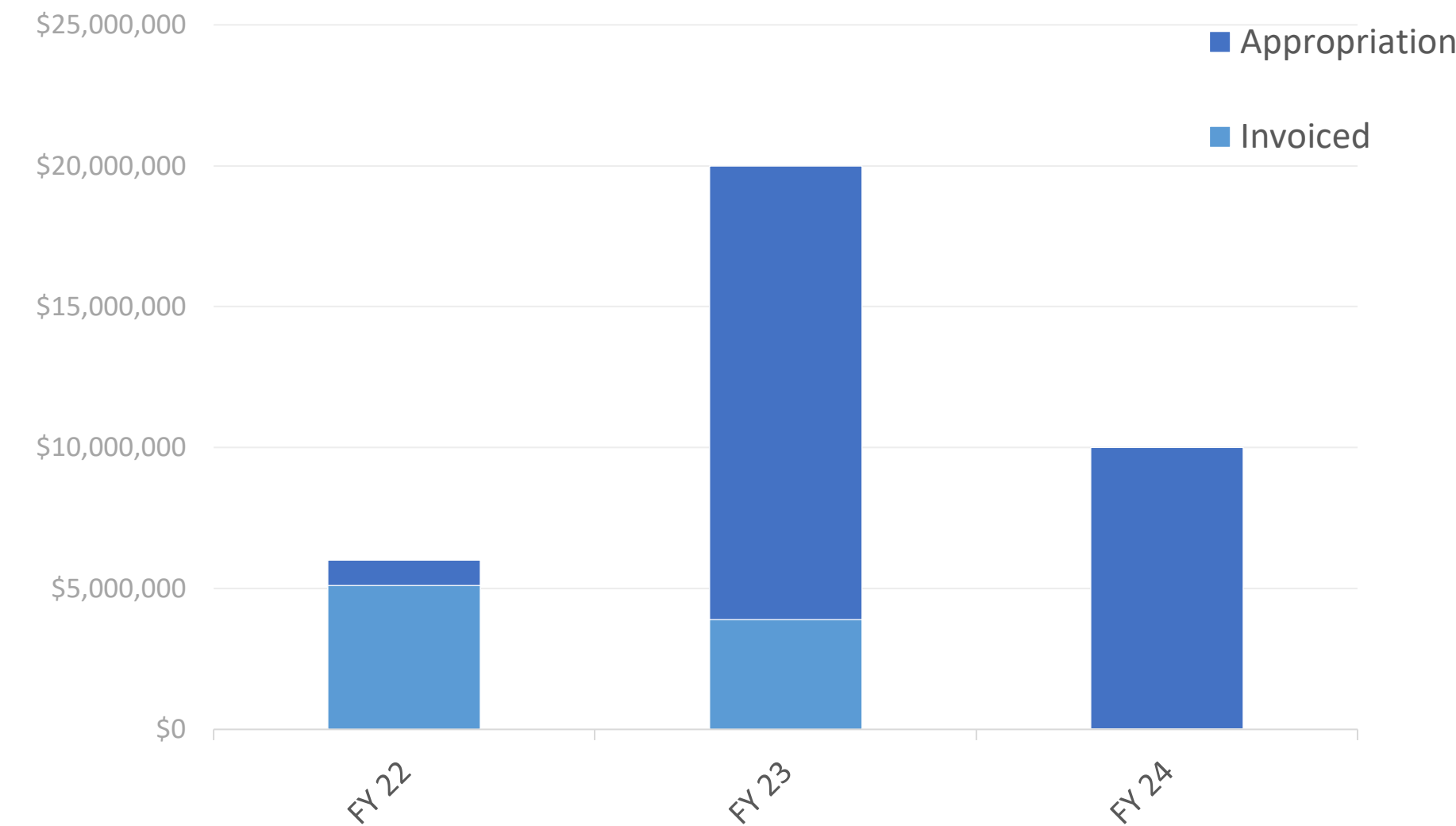


type*	closures	% of total
NRR	115	39%
NAM	49	17%
Active	132	45%

*NRR: No Remedy Required
 *NAM: Natural Attenuation Monitoring
 *Active: Active Remediation

DSCP Appropriation and Invoice Activity by FY

January 31, 2024



*Prior fiscal years invoiced in full

	FY 22	FY 23	FY 24
Appropriation	\$6,000,000	\$20,000,000	\$10,000,000
Invoiced	\$5,114,828.95	\$3,899,661.64	\$19.47
Remaining Balance	\$885,171.05	\$16,100,338.36	\$9,999,980.53

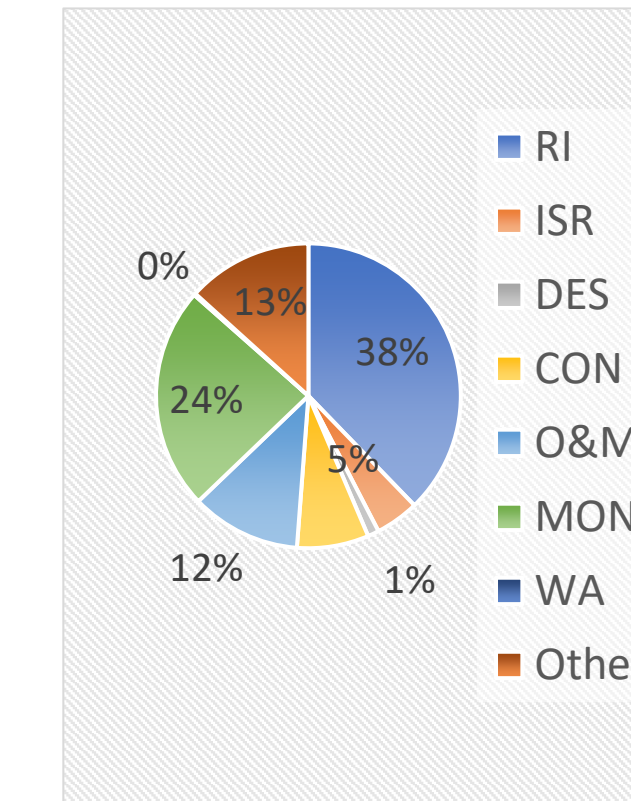
DSCP Available Encumbrance Snapshot

Available for Tasking*	Encumbered in Contracts	Unencumbered
\$15,097,417.50	\$5,358,621.13	\$9,738,796.37

*Includes carry-over from previous fiscal years

DSCP Tasking Activity by Phase (FY24)

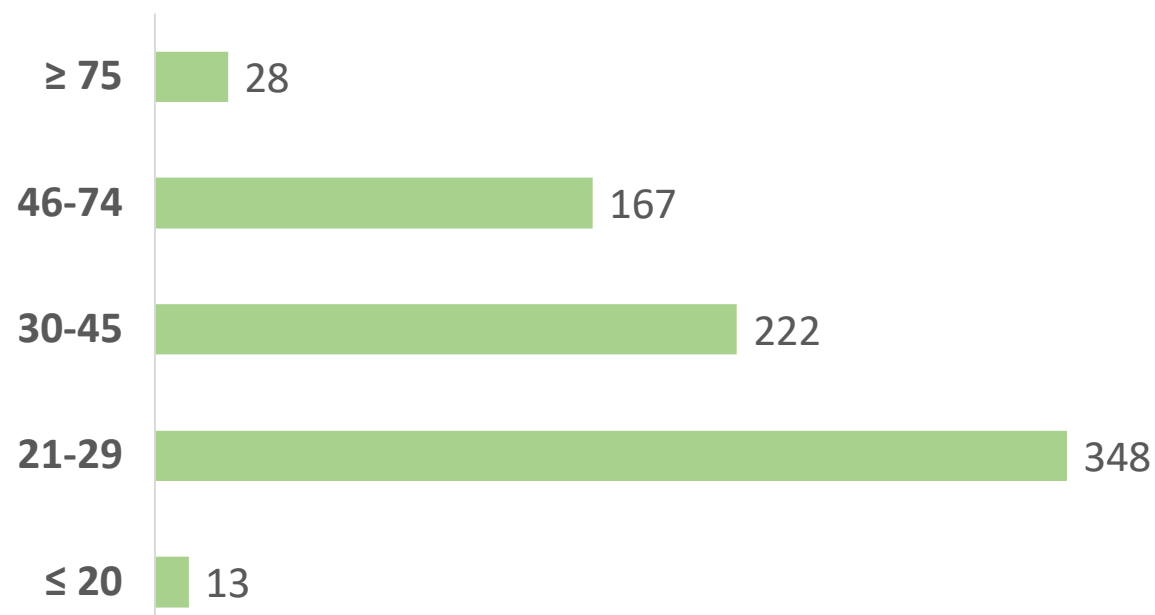
January 31, 2024



Phase	Tasked to Date (FY24)
Assessment (RI)	\$955,710.95
Source Removal (ISR)	\$109,742.38
Design (DES)	\$29,799.81
Construction (CON)	\$180,064.44
O&M	\$274,947.78
Monitoring (MON)	\$610,125.65
Well Abandonment (WA)	\$22,905.41
Other*	\$314,491.66
Total	\$2,497,788.08

*includes property management, DOH well survey, offsite notices, critical response

Current Site Scores Awaiting Cleanup



* The DSCP is currently working on sites scored 83 or higher

DSCP Site Closures by Fiscal Year

January 31, 2024

