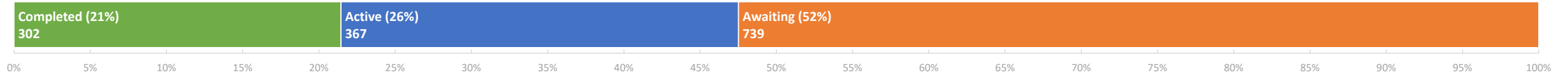


Drycleaning Solvent Cleanup Program (DSCP) Progress and Funding Status

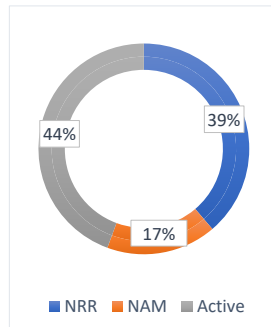
January 31, 2025



DSCP Sites Closed by Remedy

Total Closed to Date: 302

January 31, 2025

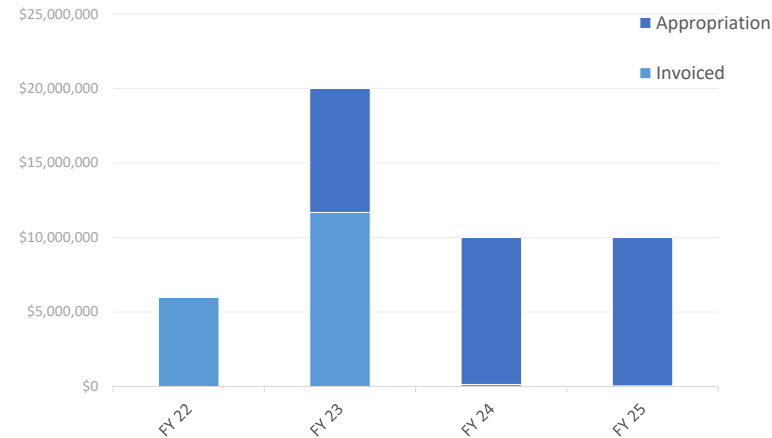


type*	closures	% of total
NRR	117	39%
NAM	51	17%
Active	134	44%

*NRR: No Remedy Required
 *NAM: Natural Attenuation Monitoring
 *Active: Active Remediation

DSCP Appropriation and Invoice Activity by FY

January 31, 2025



*Prior fiscal years invoiced in full

	FY 22	FY 23	FY 24	FY 25
Appropriation	\$6,000,000	\$20,000,000	\$10,000,000	\$10,000,000
Invoiced	\$5,972,303.68	\$11,680,283.51	\$136,903.89	\$40,847.40
Remaining Balance	\$27,696.32	\$8,319,716.49	\$9,863,096.11	\$9,959,152.60

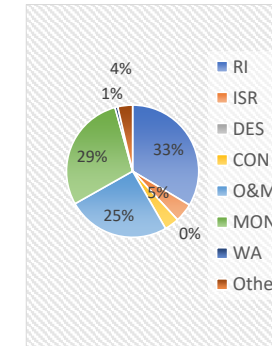
DSCP Available Encumbrance Snapshot

Available for Tasking*	Encumbered in Contracts	Unencumbered
\$24,069,669.69	\$6,555,383.27	\$17,514,286.42

*Includes carry-over from previous fiscal years

DSCP Tasking Activity by Phase (FY25)

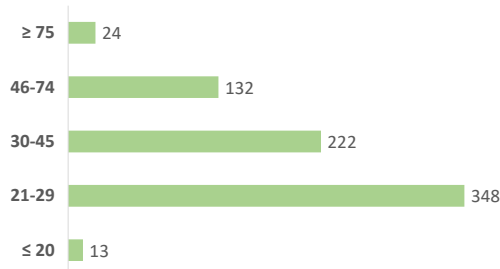
January 31, 2025



Phase	Tasked to Date (FY25)
Assessment (RI)	\$1,241,416.52
Source Removal (ISR)	\$169,874.76
Design (DES)	\$0.00
Construction (CON)	\$131,503.37
O&M	\$929,838.07
Monitoring (MON)	\$1,068,118.60
Well Abandonment (WA)	\$26,003.43
Other*	\$133,386.35
Total	\$3,700,141.10

*includes property management, DOH well survey, offsite notices, critical response

Current Site Scores Awaiting Cleanup



* The DSCP is currently working on sites scored 83 or higher

DSCP Site Closures by Fiscal Year

January 31, 2025

