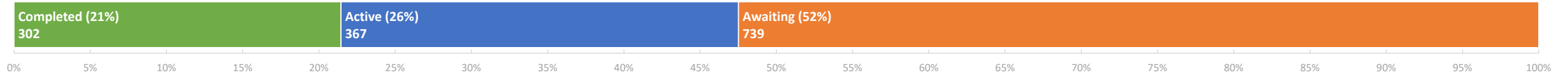


# Drycleaning Solvent Cleanup Program (DSCP) Progress and Funding Status

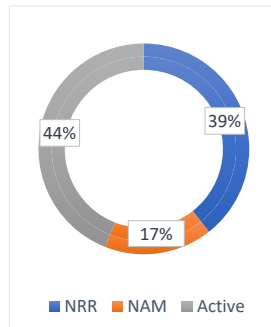
December 30, 2024



## DSCP Sites Closed by Remedy

Total Closed to Date: 302

December 30, 2024

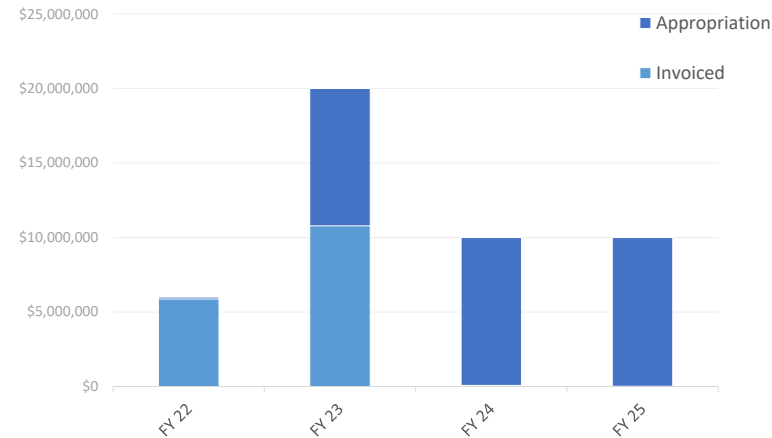


type*	closures	% of total
NRR	119	39%
NAM	50	17%
Active	133	44%

\*NRR: No Remedy Required  
 \*NAM: Natural Attenuation Monitoring  
 \*Active: Active Remediation

## DSCP Appropriation and Invoice Activity by FY

December 30, 2024



\*Prior fiscal years invoiced in full

	FY 22	FY 23	FY 24	FY 25
Appropriation	\$6,000,000	\$20,000,000	\$10,000,000	\$10,000,000
Invoiced	\$5,873,485.00	\$10,781,829.31	\$77,300.65	\$292.28
<b>Remaining Balance</b>	<b>\$126,515.00</b>	<b>\$9,218,170.69</b>	<b>\$9,922,699.35</b>	<b>\$9,999,707.72</b>

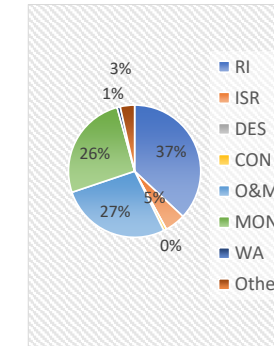
## DSCP Available Encumbrance Snapshot

Available for Tasking*	Encumbered in Contracts	Unencumbered
\$24,498,081.80	\$6,983,795.38	\$17,514,286.42

\*Includes carry-over from previous fiscal years

## DSCP Tasking Activity by Phase (FY25)

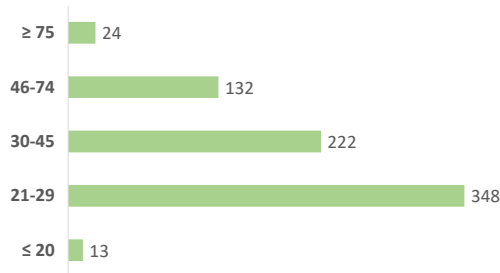
December 30, 2024



Phase	Tasked to Date (FY25)
Assessment (RI)	\$1,241,416.52
Source Removal (ISR)	\$169,874.76
Design (DES)	\$0.00
Construction (CON)	\$23,510.26
O&M	\$910,228.16
Monitoring (MON)	\$869,355.28
Well Abandonment (WA)	\$26,003.43
Other*	\$117,548.58
<b>Total</b>	<b>\$3,357,936.99</b>

\*includes property management, DOH well survey, offsite notices, critical response

## Current Site Scores Awaiting Cleanup



\* The DSCP is currently working on sites scored 83 or higher

## DSCP Site Closures by Fiscal Year

December 30, 2024

