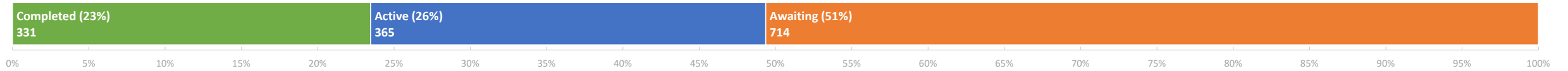


Drycleaning Solvent Cleanup Program (DSCP) Progress and Funding Status

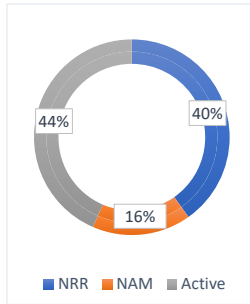
July 9, 2026



DSCP Sites Closed by Remedy

Total Closed to Date: 331

July 9, 2026

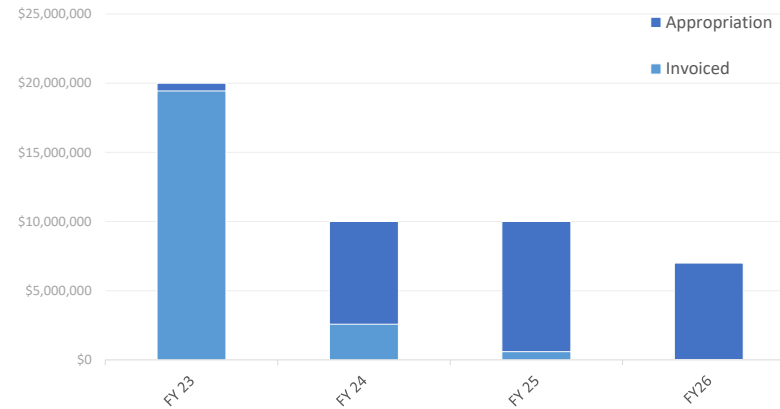


type*	closures	% of total
NRR	133	40%
NAM	54	16%
Active	144	44%

*NRR: No Remedy Required
 *NAM: Natural Attenuation Monitoring
 *Active: Active Remediation

DSCP Appropriation and Invoice Activity by FY

July 9, 2026



*Prior fiscal years invoiced in full

	FY 23	FY 24	FY 25	FY 26
Appropriation	\$20,000,000	\$10,000,000	\$10,000,000	\$7,000,000
Invoiced	\$19,438,160.98	\$2,583,409.47	\$591,605.96	\$42.21
Remaining Balance	\$561,839.02	\$7,416,590.53	\$9,408,394.04	\$6,999,957.79

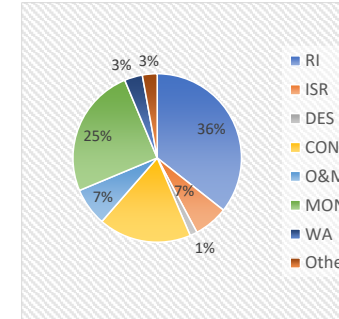
DSCP Available Encumbrance Snapshot

Available for Tasking*	Encumbered in Contracts	Unencumbered
\$12,183,196.88	\$5,981,079.24	\$6,202,117.64

*Includes carry-over from previous fiscal years

DSCP Tasking Activity by Phase (FY26)

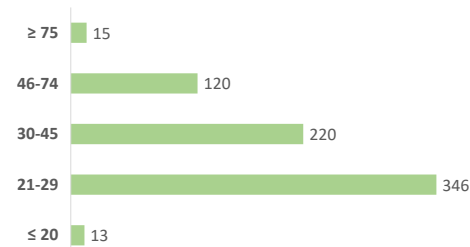
July 9, 2026



Phase	Tasked to Date (FY26)
Assessment (RI)	\$2,760,605.69
Source Removal (ISR)	\$509,124.94
Design (DES)	\$109,427.84
Construction (CON)	\$1,380,343.03
Operation & Maintenance (O&M)	\$564,783.32
Monitoring (MON)	\$1,937,889.58
Well Abandonment (WA)	\$267,486.05
Other*	\$219,988.98
Total	\$7,749,649.43

*includes property management, DOH well survey, offsite notices, critical response

Current Site Scores Awaiting Cleanup



* The DSCP is currently working on sites scored 83 or higher

DSCP Site Closures by Fiscal Year

July 9, 2026

