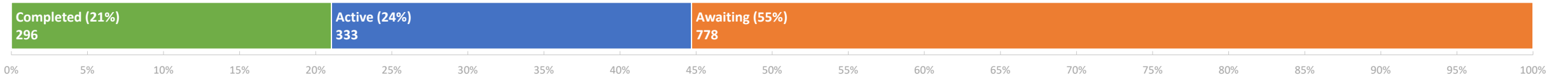


# Drycleaning Solvent Cleanup Program (DSCP) Progress and Funding Status

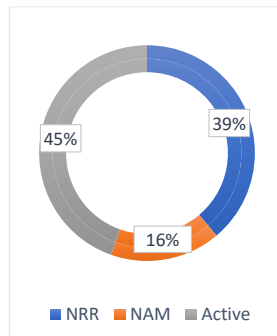
February 29, 2024



## DSCP Sites Closed by Remedy

Total Closed to Date: 296

February 29, 2024

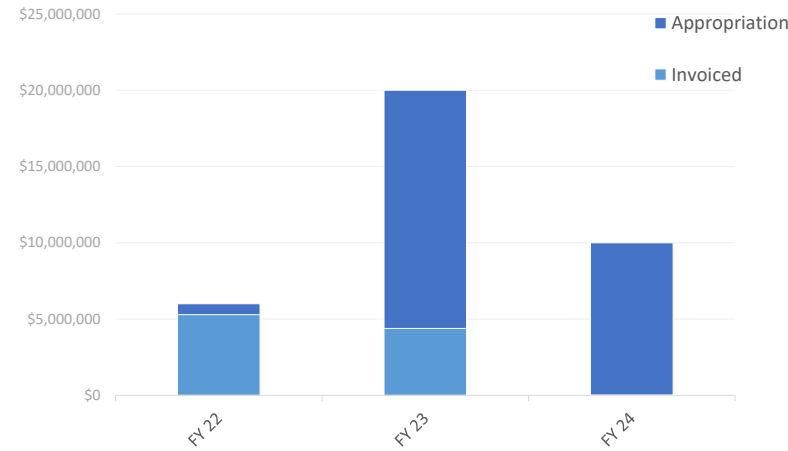


type*	closures	% of total
NRR	115	39%
NAM	49	17%
Active	132	45%

\*NRR: No Remedy Required  
 \*NAM: Natural Attenuation Monitoring  
 \*Active: Active Remediation

## DSCP Appropriation and Invoice Activity by FY

February 29, 2024



\*Prior fiscal years invoiced in full

	FY 22	FY 23	FY 24
Appropriation	\$6,000,000	\$20,000,000	\$10,000,000
Invoiced	\$5,289,336.21	\$4,387,049.49	\$156.85
<b>Remaining Balance</b>	<b>\$710,663.79</b>	<b>\$15,612,950.51</b>	<b>\$9,999,843.15</b>

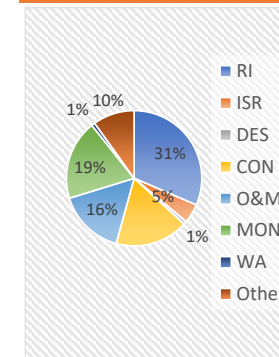
## DSCP Available Encumbrance Snapshot

Available for Tasking*	Encumbered in Contracts	Unencumbered
\$15,510,277.44	\$5,755,189.21	\$9,755,088.23

\*Includes carry-over from previous fiscal years

## DSCP Tasking Activity by Phase (FY24)

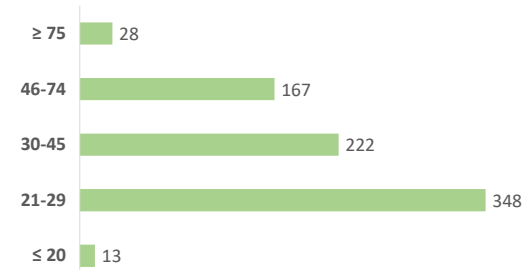
February 29, 2024



Phase	Tasked to Date (FY24)
Assessment (RI)	\$1,209,655.02
Source Removal (ISR)	\$176,908.83
Design (DES)	\$29,799.81
Construction (CON)	\$671,755.38
O&M	\$613,494.35
Monitoring (MON)	\$731,816.11
Well Abandonment (WA)	\$31,999.75
Other*	\$380,396.92
<b>Total</b>	<b>\$3,845,826.17</b>

\*includes property management, DOH well survey, offsite notices, critical response

## Current Site Scores Awaiting Cleanup



\* The DSCP is currently working on sites scored 83 or higher

## DSCP Site Closures by Fiscal Year

February 29, 2024

