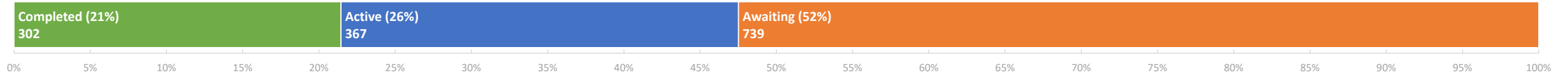


Drycleaning Solvent Cleanup Program (DSCP) Progress and Funding Status

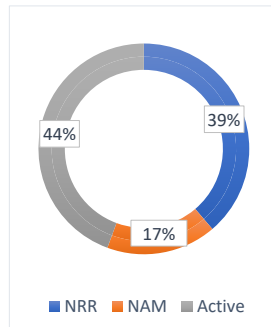
February 26, 2025



DSCP Sites Closed by Remedy

Total Closed to Date: 302

February 26, 2025

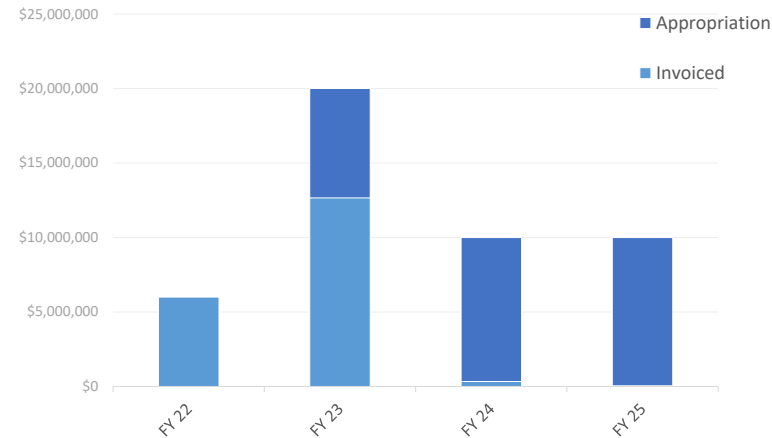


type*	closures	% of total
NRR	117	39%
NAM	51	17%
Active	134	44%

*NRR: No Remedy Required
 *NAM: Natural Attenuation Monitoring
 *Active: Active Remediation

DSCP Appropriation and Invoice Activity by FY

February 26, 2025



*Prior fiscal years invoiced in full

	FY 22	FY 23	FY 24	FY 25
Appropriation	\$6,000,000	\$20,000,000	\$10,000,000	\$10,000,000
Invoiced	\$5,995,879.73	\$12,656,220.16	\$330,945.74	\$44,043.38
Remaining Balance	\$4,120.27	\$7,343,779.84	\$9,669,054.26	\$9,955,956.62

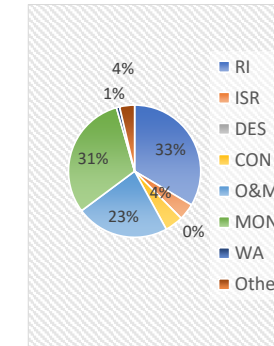
DSCP Available Encumbrance Snapshot

Available for Tasking*	Encumbered in Contracts	Unencumbered
\$24,987,909.83	\$7,754,150.06	\$17,233,759.77

*Includes carry-over from previous fiscal years

DSCP Tasking Activity by Phase (FY25)

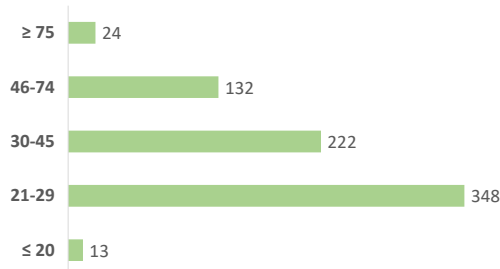
February 26, 2025



Phase	Tasked to Date (FY25)
Assessment (RI)	\$1,392,456.36
Source Removal (ISR)	\$169,874.76
Design (DES)	\$0.00
Construction (CON)	\$184,694.40
O&M	\$945,562.74
Monitoring (MON)	\$1,277,167.72
Well Abandonment (WA)	\$33,005.19
Other*	\$151,573.91
Total	\$4,154,335.08

*includes property management, DOH well survey, offsite notices, critical response

Current Site Scores Awaiting Cleanup



* The DSCP is currently working on sites scored 83 or higher

DSCP Site Closures by Fiscal Year

February 26, 2025

