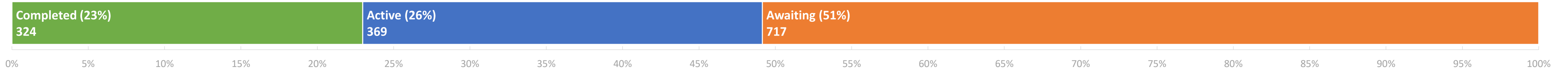


# Drycleaning Solvent Cleanup Program (DSCP) Progress and Funding Status

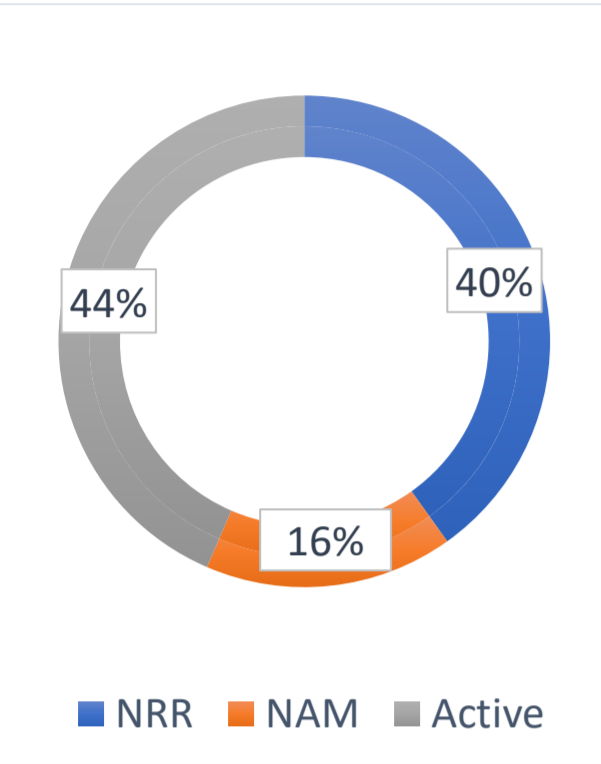
May 12, 2026



## DSCP Sites Closed by Remedy

Total Closed to Date: 324

May 12, 2026

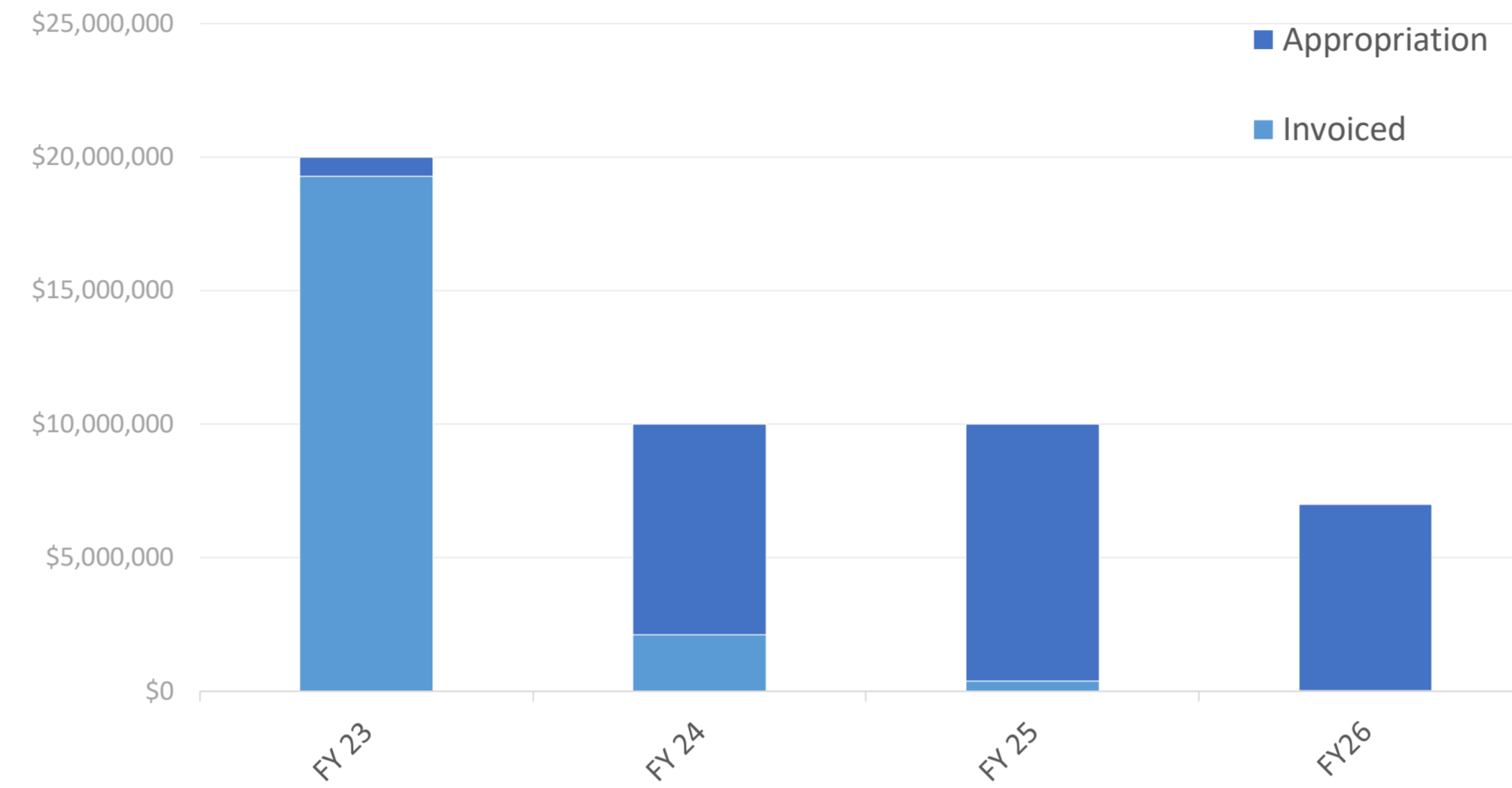


type*	closures	% of total
NRR	130	40%
NAM	53	16%
Active	141	44%

\*NRR: No Remedy Required  
\*NAM: Natural Attenuation Monitoring  
\*Active: Active Remediation

## DSCP Appropriation and Invoice Activity by FY

May 12, 2026



\*Prior fiscal years invoiced in full

	FY 23	FY 24	FY 25	FY 26
Appropriation	\$20,000,000	\$10,000,000	\$10,000,000	\$7,000,000
Invoiced	\$19,271,062.13	\$2,109,721.58	\$378,740.50	\$42.21
<b>Remaining Balance</b>	<b>\$728,937.87</b>	<b>\$7,890,278.42</b>	<b>\$9,621,259.50</b>	<b>\$6,999,957.79</b>

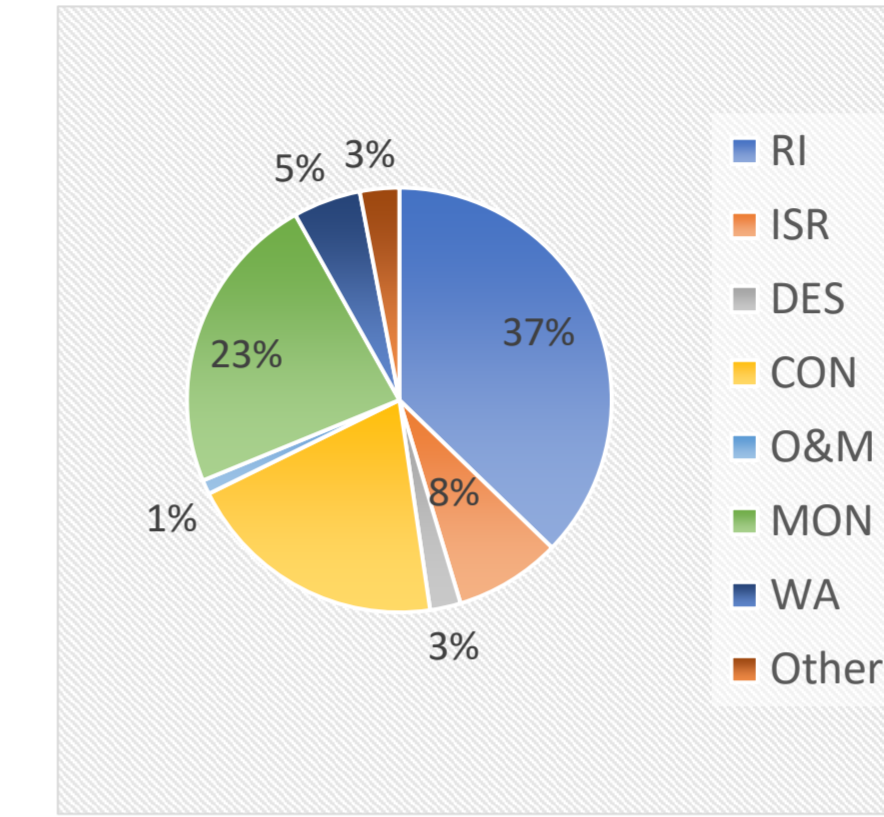
## DSCP Available Encumbrance Snapshot

Available for Tasking*	Encumbered in Contracts	Unencumbered
\$14,846,003.90	\$8,568,886.26	\$6,277,117.64

\*Includes carry-over from previous fiscal years

## DSCP Tasking Activity by Phase (FY26)

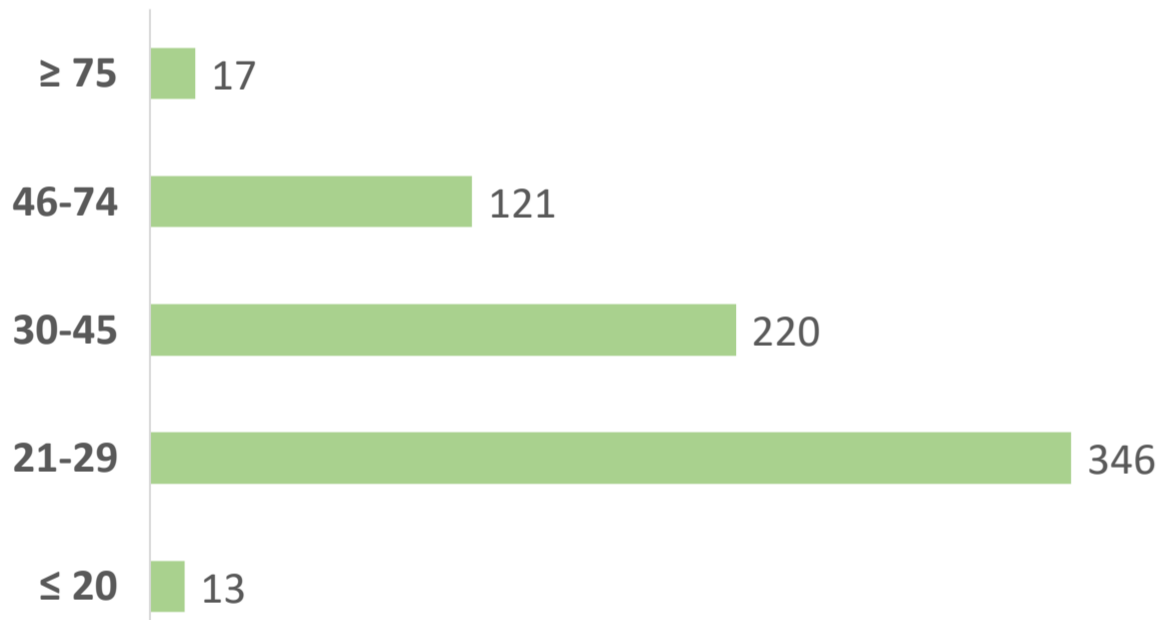
May 12, 2026



Phase	Tasked to Date (FY26)
Assessment (RI)	\$1,922,080.14
Source Removal (ISR)	\$332,977.59
Design (DES)	\$95,819.71
Construction (CON)	\$822,761.60
Operation & Maintenance (O&M)	\$170,621.48
Monitoring (MON)	\$1,157,552.47
Well Abandonment (WA)	\$228,780.97
Other*	\$125,596.20
<b>Total</b>	<b>\$4,856,190.16</b>

\*includes property management, DOH well survey, offsite notices, critical response

## Current Site Scores Awaiting Cleanup



\* The DSCP is currently working on sites scored 83 or higher

## DSCP Site Closures by Fiscal Year

May 12, 2026

