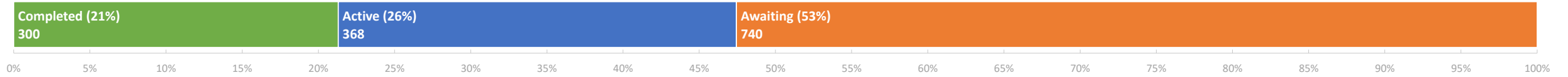


Drycleaning Solvent Cleanup Program (DSCP) Progress and Funding Status

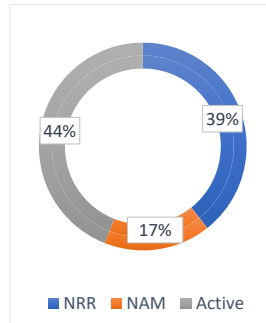
October 31, 2024



DSCP Sites Closed by Remedy

Total Closed to Date: 300

October 31, 2024

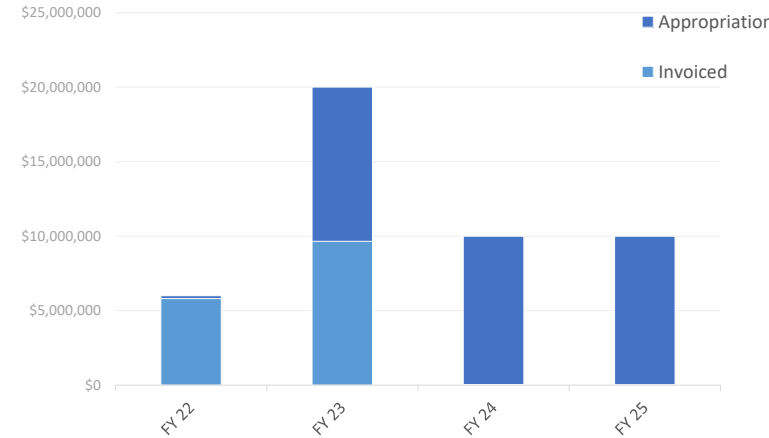


type*	closures	% of total
NRR	118	39%
NAM	50	17%
Active	132	44%

*NRR: No Remedy Required
 *NAM: Natural Attenuation Monitoring
 *Active: Active Remediation

DSCP Appropriation and Invoice Activity by FY

October 31, 2024



*Prior fiscal years invoiced in full

	FY 22	FY 23	FY 24	FY 25
Appropriation	\$6,000,000	\$20,000,000	\$10,000,000	\$10,000,000
Invoiced	\$5,815,002.58	\$9,659,748.91	\$40,711.97	\$292.28
Remaining Balance	\$184,997.42	\$10,340,251.09	\$9,959,288.03	\$9,999,707.72

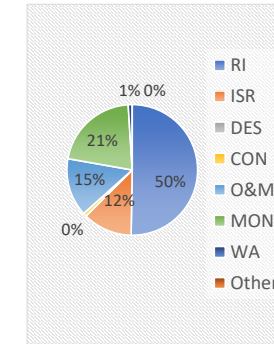
DSCP Available Encumbrance Snapshot

Available for Tasking*	Encumbered in Contracts	Unencumbered
\$20,496,641.35	\$3,849,232.03	\$16,647,409.32

*Includes carry-over from previous fiscal years

DSCP Tasking Activity by Phase (FY25)

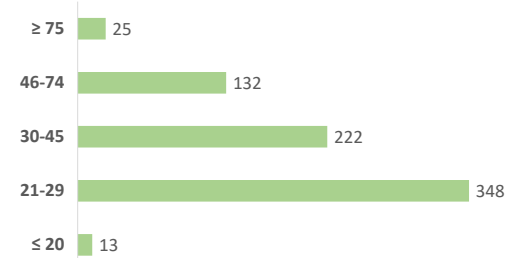
October 31, 2024



Phase	Tasked to Date (FY25)
Assessment (RI)	\$697,130.49
Source Removal (ISR)	\$169,874.76
Design (DES)	\$0.00
Construction (CON)	\$12,048.94
O&M	\$199,221.80
Monitoring (MON)	\$294,922.64
Well Abandonment (WA)	\$13,540.51
Other*	\$0.00
Total	\$1,386,739.14

*includes property management, DOH well survey, offsite notices, critical response

Current Site Scores Awaiting Cleanup



* The DSCP is currently working on sites scored 83 or higher

DSCP Site Closures by Fiscal Year

October 31, 2024

