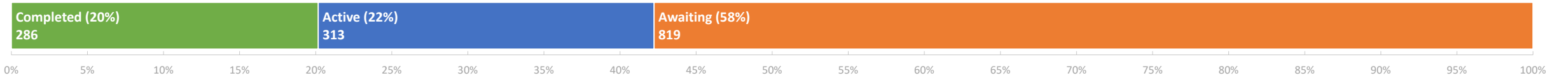


Drycleaning Solvent Cleanup Program (DSCP) Progress and Funding Status

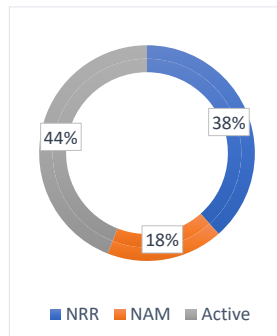
March 31, 2023



DSCP Sites Closed by Remedy

Total Closed to Date: 286

March 31, 2023

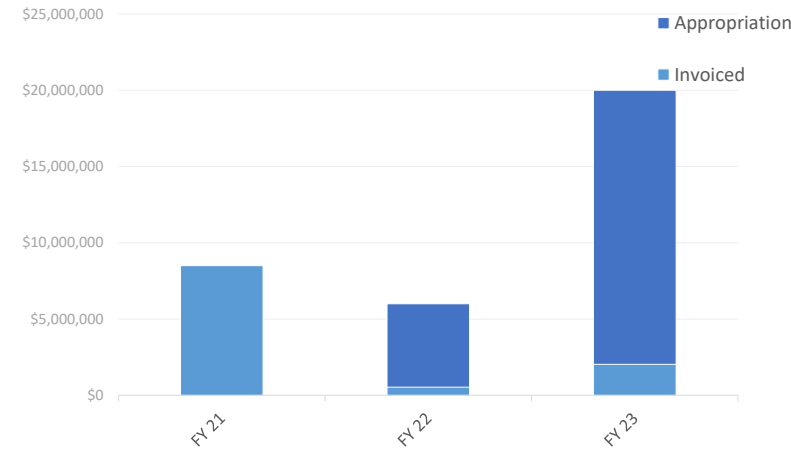


| type* | closures | % of total |
|--------|----------|------------|
| NRR | 110 | 38% |
| NAM | 50 | 17% |
| Active | 126 | 44% |

*NRR: No Remedy Required
 *NAM: Natural Attenuation Monitoring
 *Active: Active Remediation

DSCP Appropriation and Invoice Activity by FY

March 31, 2023



*Prior fiscal years invoiced in full

| | FY 21 | FY 22 | FY 23 |
|--------------------------|----------------|-----------------------|------------------------|
| Appropriation | \$8,500,000 | \$6,000,000 | \$20,000,000 |
| Invoiced | \$8,500,000.00 | \$538,117.86 | \$2,031,767.62 |
| Remaining Balance | \$0.00 | \$5,461,882.14 | \$17,968,232.38 |

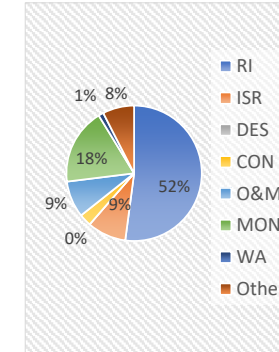
DSCP Available Encumbrance Snapshot

| Available for Tasking* | Encumbered in Contracts | Unencumbered |
|------------------------|-------------------------|-----------------|
| \$16,196,745.15 | \$3,332,429.33 | \$12,864,315.82 |

*Includes carry-over from previous fiscal years

DSCP Tasking Activity by Phase (FY23)

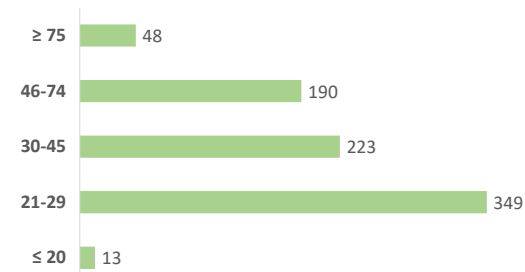
March 31, 2023



| Phase | Tasked to Date (FY23) |
|-----------------------|-----------------------|
| Assessment (RI) | \$3,892,649.40 |
| Source Removal (ISR) | \$695,371.02 |
| Design (DES) | \$0.00 |
| Construction (CON) | \$218,667.81 |
| O&M | \$651,028.45 |
| Monitoring (MON) | \$1,361,029.17 |
| Well Abandonment (WA) | \$91,133.64 |
| Other* | \$562,461.36 |
| Total | \$7,472,340.85 |

*includes property management, DOH well survey, offsite notices, critical response

Current Site Scores Awaiting Cleanup



* The DSCP is currently working on sites scored 83 or higher

DSCP Site Closures by Fiscal Year

March 31, 2023

