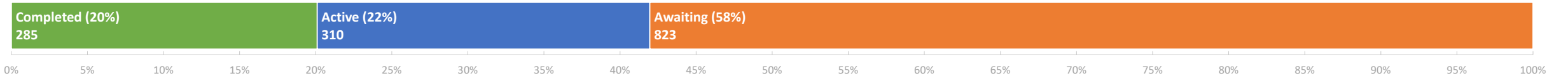


# Drycleaning Solvent Cleanup Program (DSCP) Progress and Funding Status

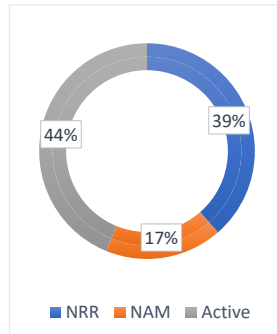
January 31, 2023



## DSCP Sites Closed by Remedy

Total Closed to Date: 283

January 31, 2023

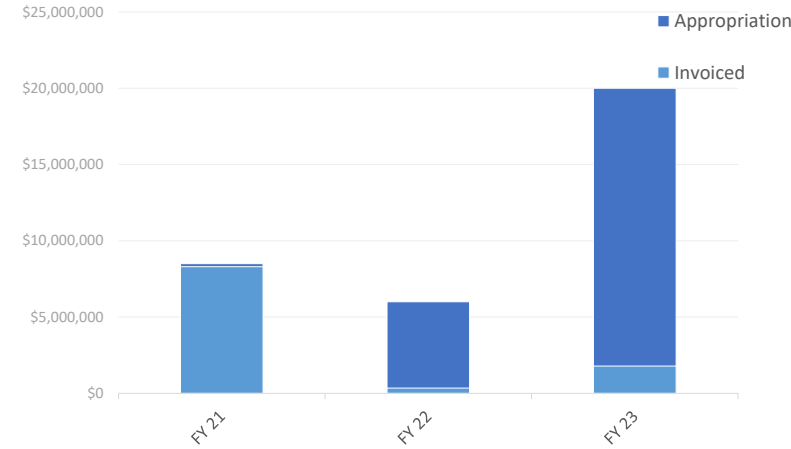


type*	closures	% of total
NRR	110	39%
NAM	50	18%
Active	125	44%

\*NRR: No Remedy Required  
 \*NAM: Natural Attenuation Monitoring  
 \*Active: Active Remediation

## DSCP Appropriation and Invoice Activity by FY

January 31, 2023



\*Prior fiscal years invoiced in full

	FY 21	FY 22	FY 23
Appropriation	\$8,500,000	\$6,000,000	\$20,000,000
Invoiced	\$8,300,381.68	\$349,894.61	\$1,789,255.48
<b>Remaining Balance</b>	<b>\$199,618.32</b>	<b>\$5,650,105.39</b>	<b>\$18,210,744.52</b>

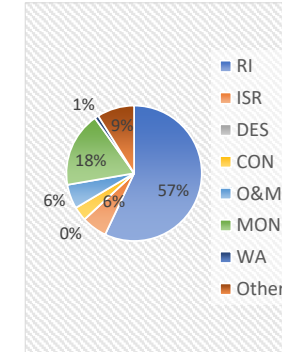
## DSCP Available Encumbrance Snapshot

Available for Tasking*	Encumbered in Contracts	Unencumbered
\$17,769,066.39	\$5,637,790.45	\$12,131,275.94

\*Includes carry-over from previous fiscal years

## DSCP Tasking Activity by Phase (FY23)

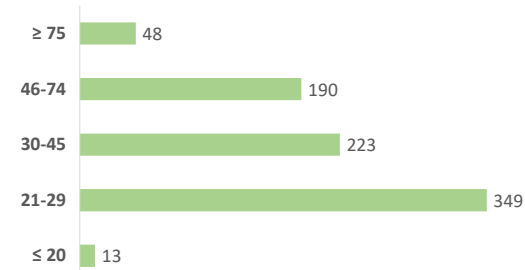
January 31, 2023



Phase	Tasked to Date (FY23)
Assessment (RI)	\$3,236,255.26
Source Removal (ISR)	\$343,681.56
Design (DES)	\$0.00
Construction (CON)	\$192,869.09
O&M	\$328,509.63
Monitoring (MON)	\$1,015,787.66
Well Abandonment (WA)	\$53,162.23
Other*	\$504,038.76
<b>Total</b>	<b>\$5,674,304.19</b>

\*includes property management, DOH well survey, offsite notices, critical response

## Current Site Scores Awaiting Cleanup



\* The DSCP is currently working on sites scored 83 or higher

## DSCP Site Closures by Fiscal Year

January 31, 2023

