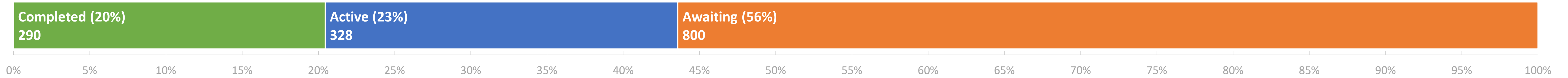


Drycleaning Solvent Cleanup Program (DSCP) Progress and Funding Status

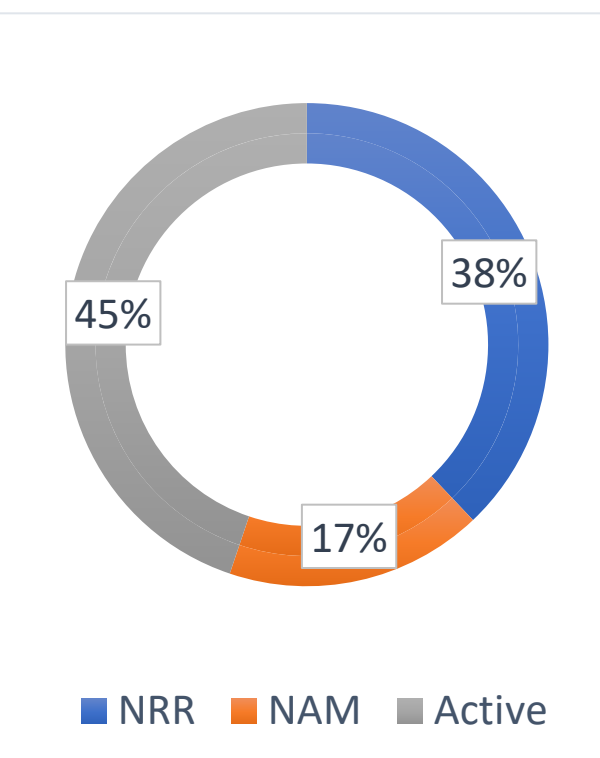
July 12, 2023



DSCP Sites Closed by Remedy

Total Closed to Date: 290

July 12, 2023

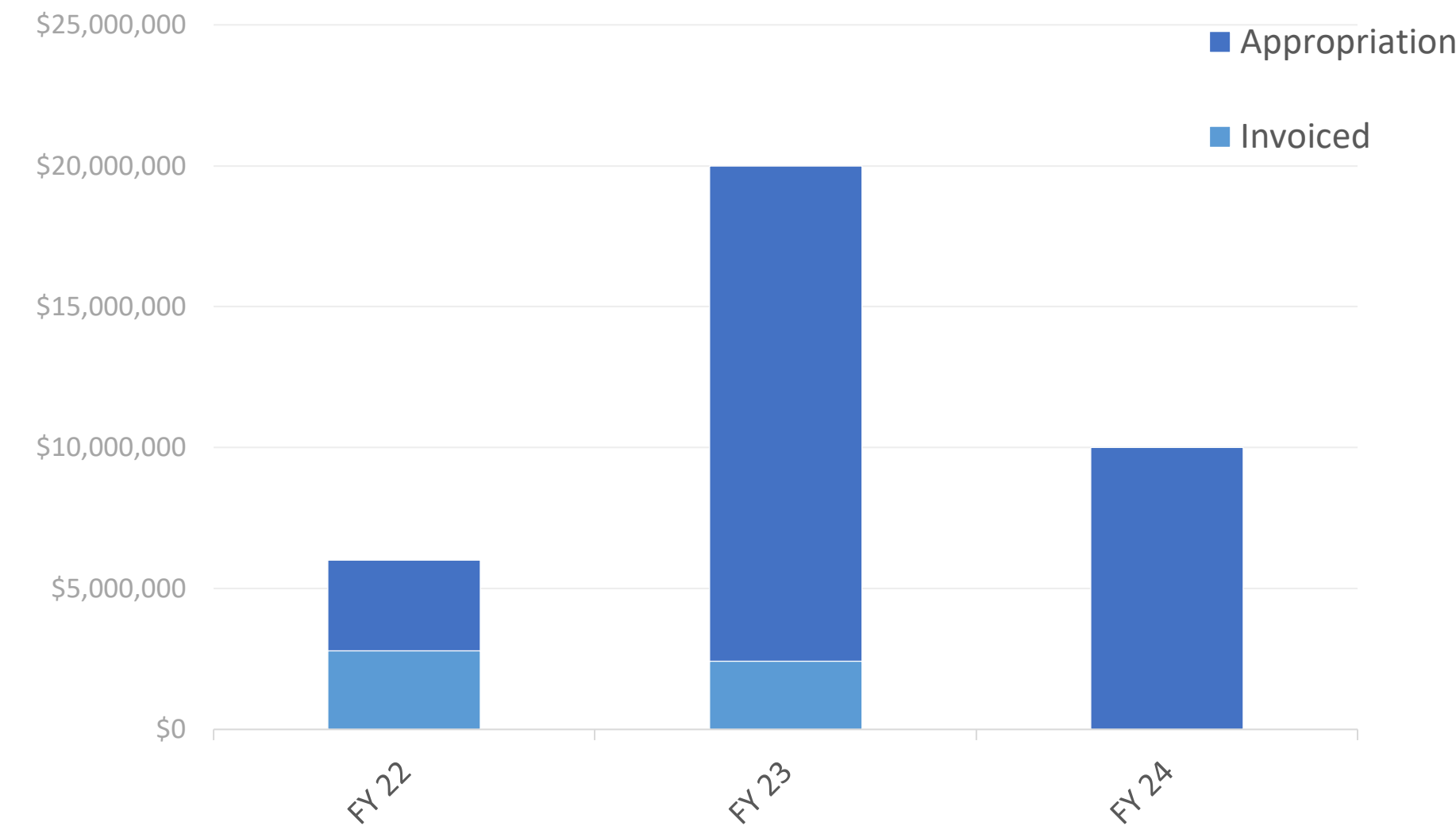


type*	closures	% of total
NRR	110	38%
NAM	50	17%
Active	130	45%

*NRR: No Remedy Required
 *NAM: Natural Attenuation Monitoring
 *Active: Active Remediation

DSCP Appropriation and Invoice Activity by FY

July 12, 2023



*Prior fiscal years invoiced in full

	FY 22	FY 23	FY 24
Appropriation	\$6,000,000	\$20,000,000	\$10,000,000
Invoiced	\$2,790,803.91	\$2,410,349.15	\$0.00
Remaining Balance	\$3,209,196.09	\$17,589,650.85	\$10,000,000.00

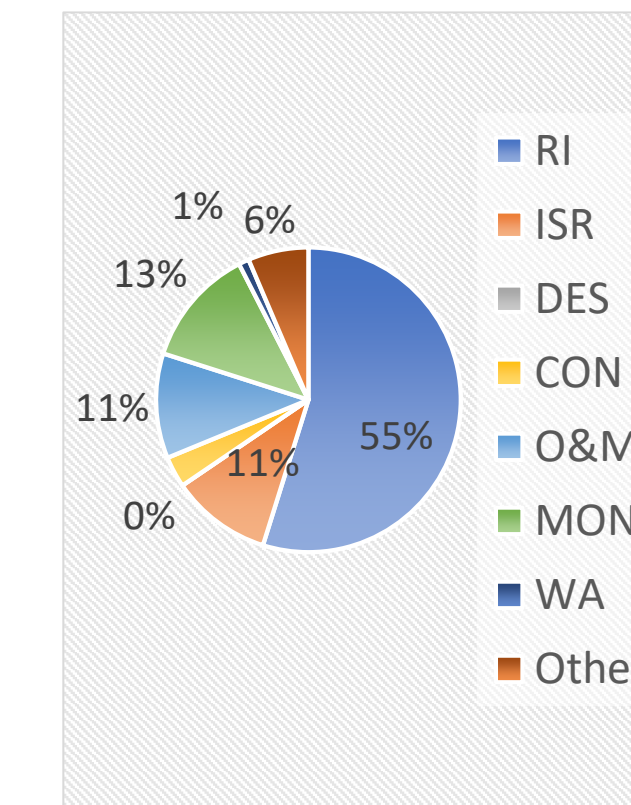
DSCP Available Encumbrance Snapshot

Available for Tasking*	Encumbered in Contracts	Unencumbered
\$30,931,110.90	\$7,979,768.96	\$22,951,341.94

*Includes carry-over from previous fiscal years

DSCP Tasking Activity by Phase (FY23)

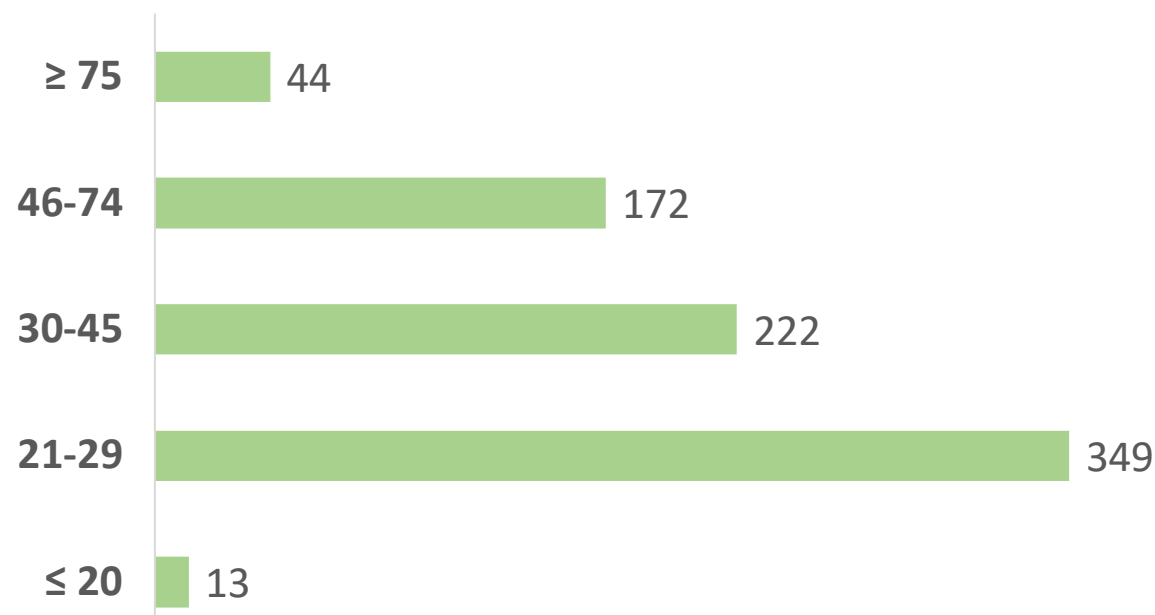
July 12, 2023



Phase	Tasked to Date (FY23)
Assessment (RI)	\$8,075,306.53
Source Removal (ISR)	\$1,572,175.53
Design (DES)	\$0.00
Construction (CON)	\$484,972.40
O&M	\$1,639,741.06
Monitoring (MON)	\$1,850,073.73
Well Abandonment (WA)	\$162,009.95
Other*	\$945,443.02
Total	\$14,729,722.22

*includes property management, DOH well survey, offsite notices, critical response

Current Site Scores Awaiting Cleanup



* The DSCP is currently working on sites scored 83 or higher

DSCP Site Closures by Fiscal Year

July 12, 2023

