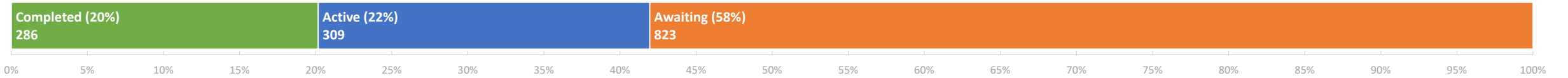


# Drycleaning Solvent Cleanup Program (DSCP) Progress and Funding Status

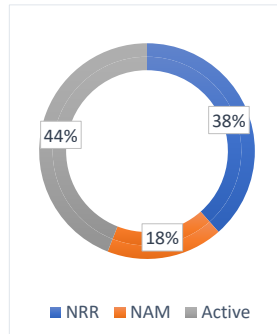
February 28, 2023



## DSCP Sites Closed by Remedy

Total Closed to Date: 286

February 28, 2023

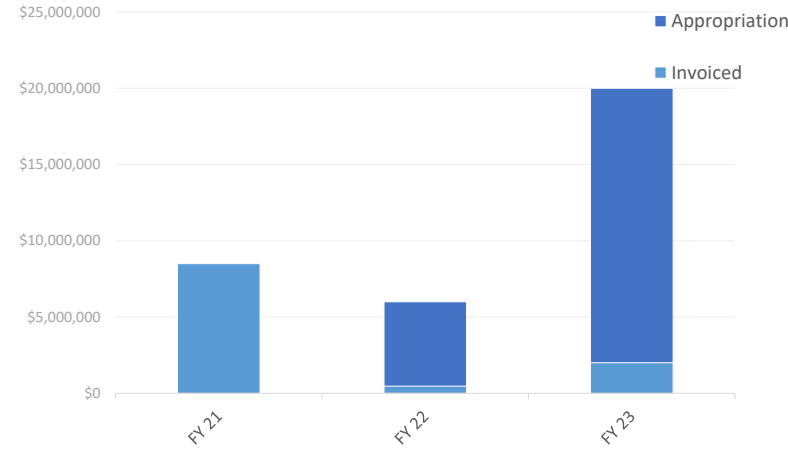


type*	closures	% of total
NRR	110	38%
NAM	50	17%
Active	126	44%

\*NRR: No Remedy Required  
 \*NAM: Natural Attenuation Monitoring  
 \*Active: Active Remediation

## DSCP Appropriation and Invoice Activity by FY

February 28, 2023



\*Prior fiscal years invoiced in full

	FY 21	FY 22	FY 23
Appropriation	\$8,500,000	\$6,000,000	\$20,000,000
Invoiced	\$8,500,000.00	\$471,923.86	\$2,002,381.51
<b>Remaining Balance</b>	<b>\$0.00</b>	<b>\$5,528,076.14</b>	<b>\$17,997,618.49</b>

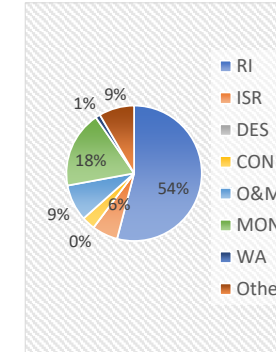
## DSCP Available Encumbrance Snapshot

Available for Tasking*	Encumbered in Contracts	Unencumbered
\$17,703,214.74	\$4,785,290.84	\$12,917,923.90

\*Includes carry-over from previous fiscal years

## DSCP Tasking Activity by Phase (FY23)

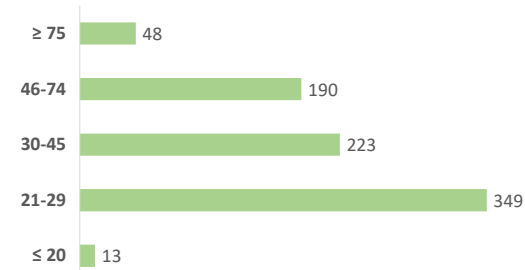
February 28, 2023



Phase	Tasked to Date (FY23)
Assessment (RI)	\$3,284,457.54
Source Removal (ISR)	\$375,262.17
Design (DES)	\$0.00
Construction (CON)	\$192,869.09
O&M	\$529,022.50
Monitoring (MON)	\$1,114,333.56
Well Abandonment (WA)	\$67,973.16
Other*	\$512,909.81
<b>Total</b>	<b>\$6,076,827.83</b>

\*includes property management, DOH well survey, offsite notices, critical response

## Current Site Scores Awaiting Cleanup



\* The DSCP is currently working on sites scored 83 or higher

## DSCP Site Closures by Fiscal Year

February 28, 2023

