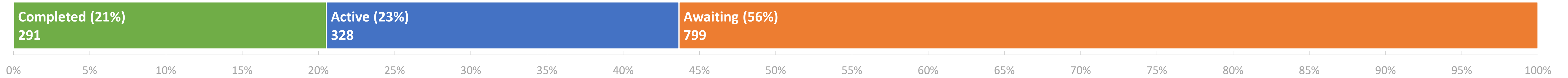


# Drycleaning Solvent Cleanup Program (DSCP) Progress and Funding Status

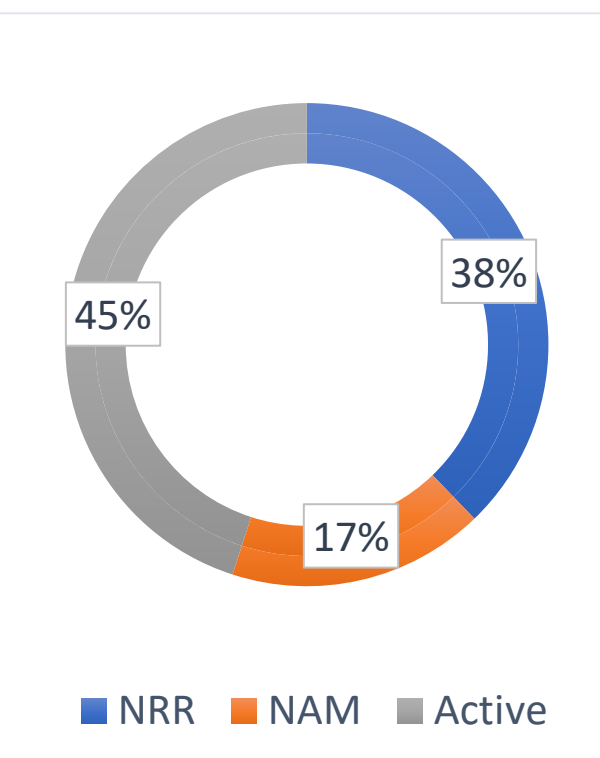
September 1, 2023



## DSCP Sites Closed by Remedy

Total Closed to Date: 291

September 1, 2023

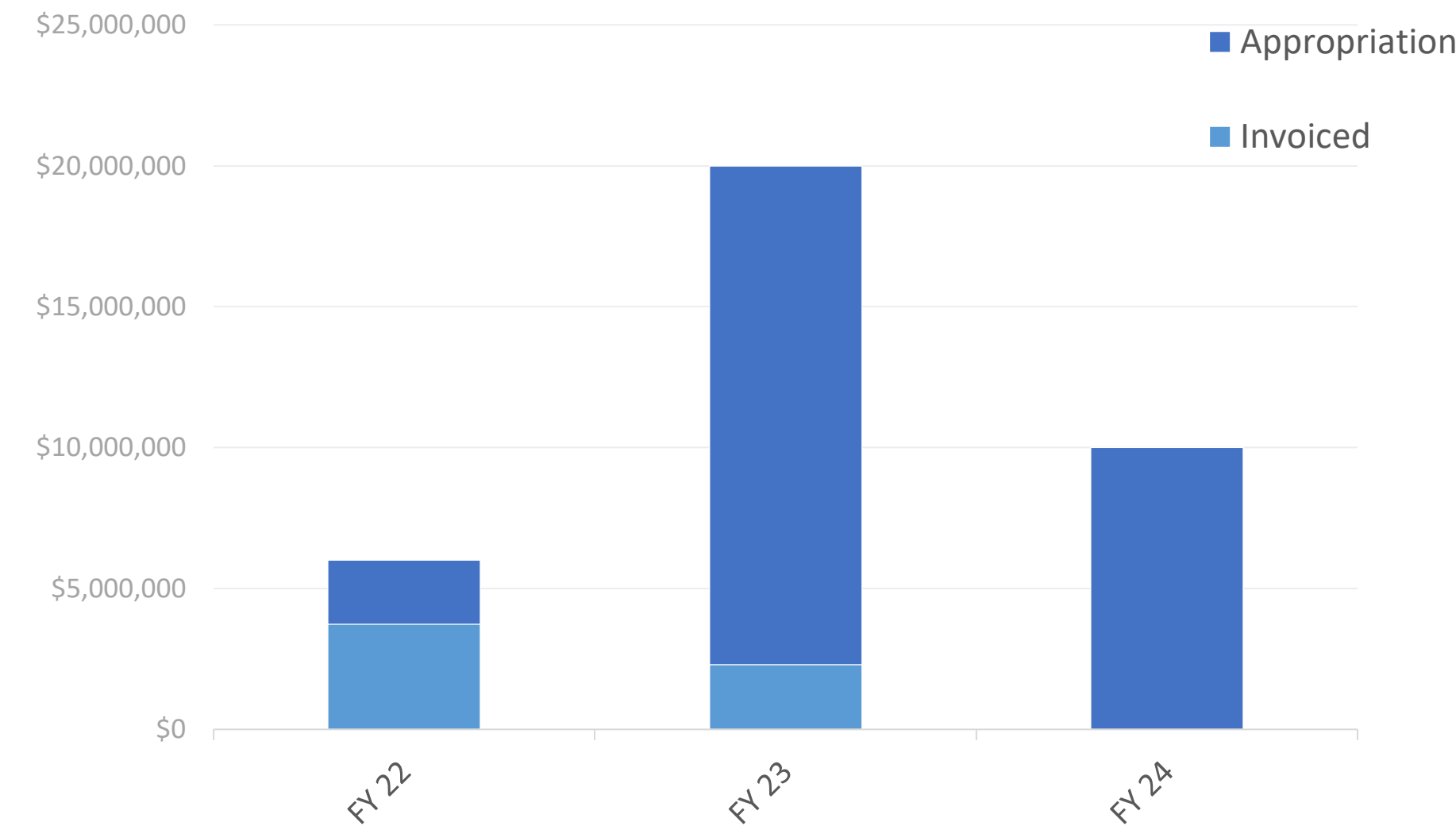


type*	closures	% of total
NRR	110	38%
NAM	50	17%
Active	131	45%

\*NRR: No Remedy Required  
 \*NAM: Natural Attenuation Monitoring  
 \*Active: Active Remediation

## DSCP Appropriation and Invoice Activity by FY

September 1, 2023



\*Prior fiscal years invoiced in full

	FY 22	FY 23	FY 24
Appropriation	\$6,000,000	\$20,000,000	\$10,000,000
Invoiced	\$3,729,524.40	\$2,306,017.79	\$0.00
<b>Remaining Balance</b>	<b>\$2,270,475.60</b>	<b>\$17,693,982.21</b>	<b>\$10,000,000.00</b>

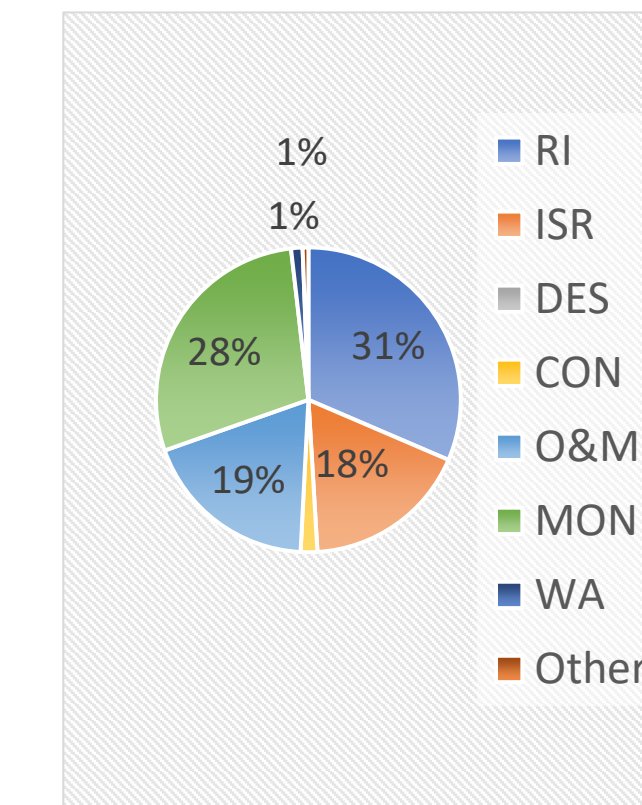
## DSCP Available Encumbrance Snapshot

Available for Tasking*	Encumbered in Contracts	Unencumbered
\$23,101,189.81	\$3,904,417.45	\$19,196,772.36

\*Includes carry-over from previous fiscal years

## DSCP Tasking Activity by Phase (FY24)

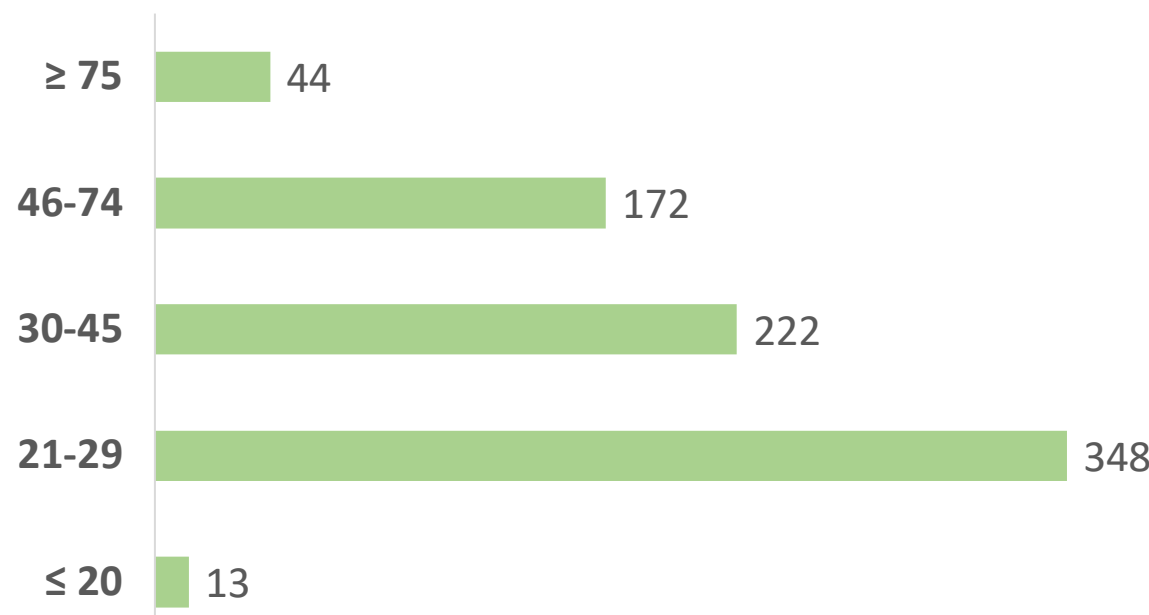
September 1, 2023



Phase	Tasked to Date (FY24)
Assessment (RI)	\$106,877.95
Source Removal (ISR)	\$59,837.36
Design (DES)	\$0.00
Construction (CON)	\$6,012.22
O&M	\$63,847.67
Monitoring (MON)	\$97,077.86
Well Abandonment (WA)	\$4,135.29
Other*	\$2,077.35
<b>Total</b>	<b>\$339,865.70</b>

\*includes property management, DOH well survey, offsite notices, critical response

## Current Site Scores Awaiting Cleanup



\* The DSCP is currently working on sites scored 83 or higher

## DSCP Site Closures by Fiscal Year

September 1, 2023

