

2017 Dixie County Summary

Population
16,726

MSW Management	tons
Landfilled	10,819
Combusted	0
Recycled	259
Stockpiled	0
Total	11,078

Total Pounds per Capita Per Day 3.63

MSW Collected & Recycled

Minimum 4 of 8	Collected (tons)	Recycled (tons)	Recycled (%)
Newspaper	398	0	0%
Glass	265	0	0%
Aluminum Cans	77	0	0%
Plastic Bottles	188	0	0%
Steel Cans	144	0	0%
Cardboard	741	88	12%
Office Paper	88	2	2%
Yard Trash	641	0	0%

Other Recyclables	Collected (tons)	Recycled (tons)	Recycled (%)
Other Plastics	531	0	0%
Ferrous Metals	210	147	70%
White Goods	210	0	0%
Non-ferrous Metals	44	22	50%
Other Paper	498	0	0%
Textiles	199	0	0%
C&D Debris	3,273	0	0%
Food	752	0	0%
Miscellaneous	2,543	0	0%
Tires	276	0	0%
Processed Fuel	N/A	0	0%

Traditional Recycling Rate (%)

Unadjusted	Adjusted
2%	2%

Renewable Energy Recycling

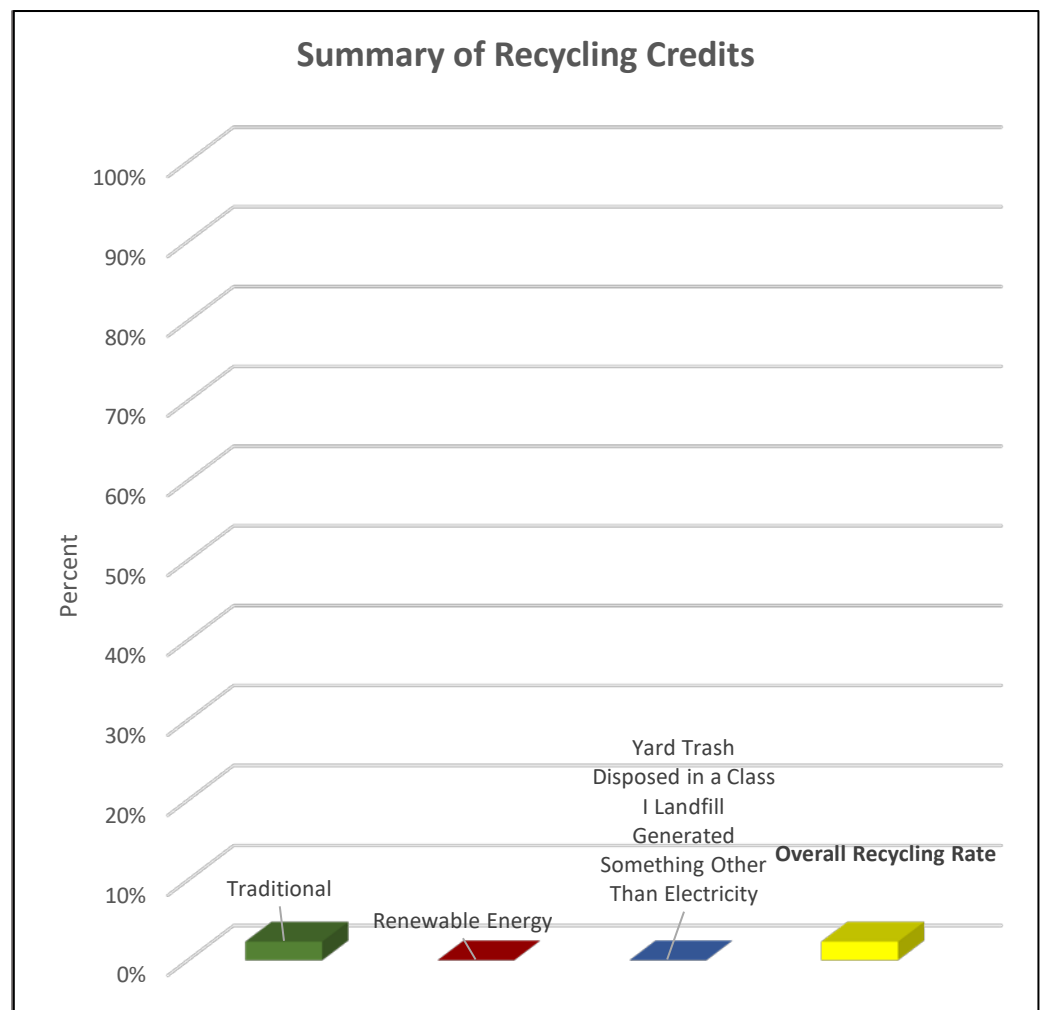
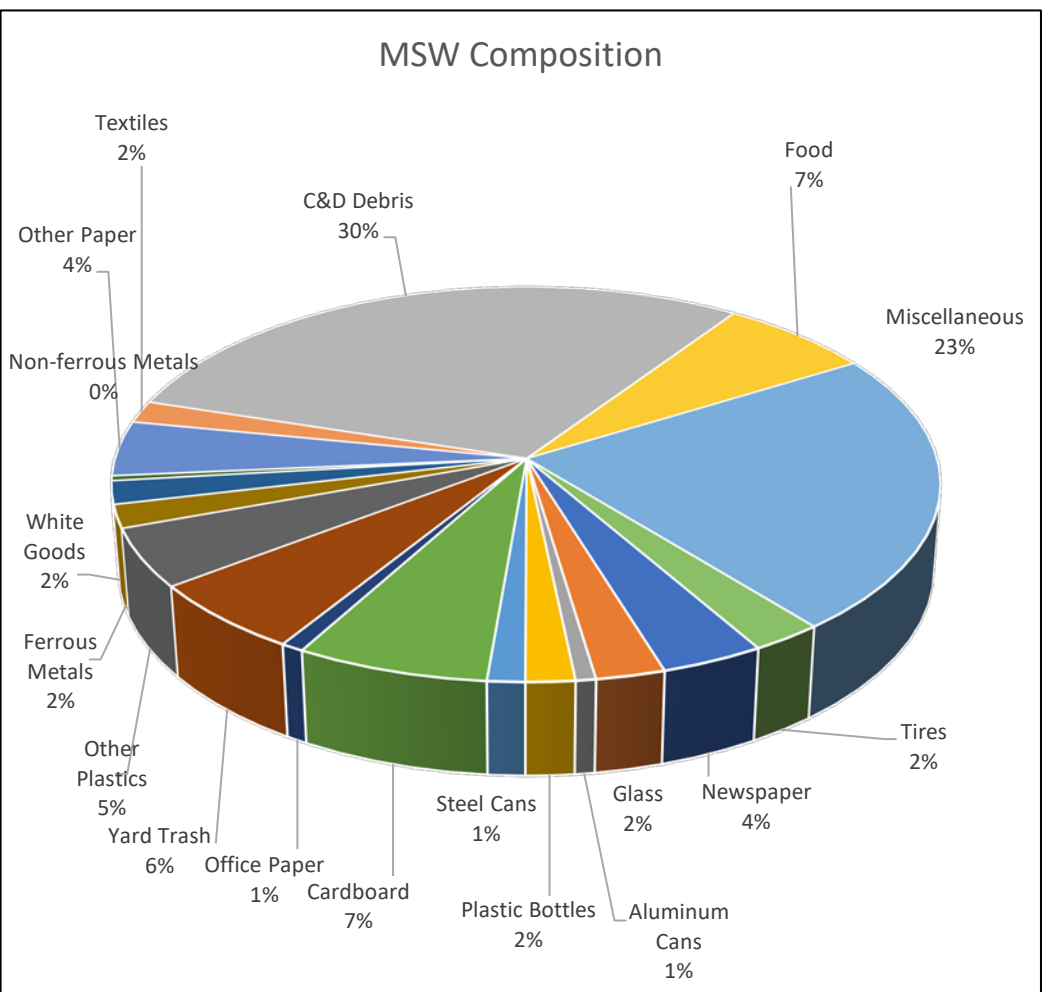
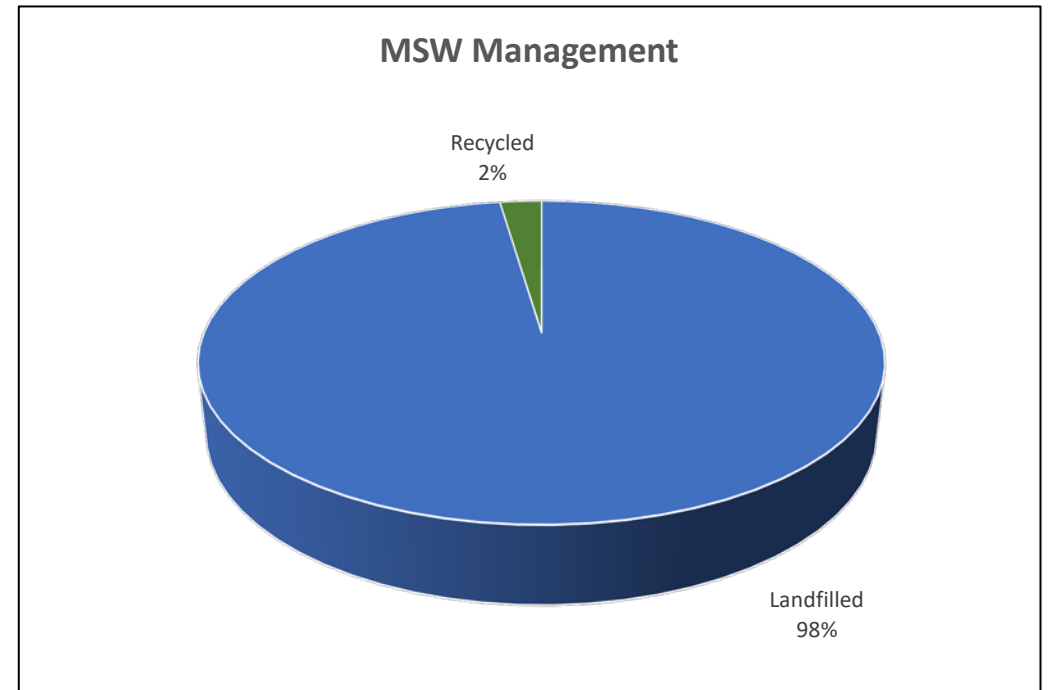
Credits	Tons	Recycling %
1) Waste-to-Energy	0	0%
2) Landfill Gas	0	0%
3) Renewable Energy ³	0	0%

Credits	Tons	Recycling %
Yard Trash Disposed in a Landfill Beneficially Using Landfill Gas⁴	0	0%

Overall Recycling Rate (%)

Unadjusted	Adjusted
2%	2%

Participation in Recycling	Units ¹	Participation	Percent ²
Single Family Curbside	6,600	0	0%
Multi-Family Curbside	221	0	0%
Commercial Scheduled Collection	0	0	0%
Commercial On Call Collection	0	0	0%



¹Represents the number of units with curbside service available.
²Represents the percent participation of units with service available.
³Other than Waste to Energy.
⁴Something other than electricity.