

2017 Gulf County Summary

Population
16,297

MSW Management	tons
Landfilled	15,715
Combusted	6,487
Recycled	2,247
Stockpiled	0
Total	24,449

Total Pounds per Capita Per Day 8.22

MSW Collected & Recycled

Minimum 4 of 8	Collected (tons)	Recycled (tons)	Recycled (%)
Newspaper	269	0	0%
Glass	244	0	0%
Aluminum Cans	73	20	27%
Plastic Bottles	196	0	0%
Steel Cans	147	0	0%
Cardboard	709	36	5%
Office Paper	98	3	3%
Yard Trash	587	0	0%

Other Recyclables	Collected (tons)	Recycled (tons)	Recycled (%)
Other Plastics	562	0	0%
Ferrous Metals	1,991	1955	98%
White Goods	147	0	0%
Non-ferrous Metals	396	233	59%
Other Paper	733	0	0%
Textiles	196	0	0%
C&D Debris	3,985	0	0%
Food	660	0	0%
Miscellaneous	13,260	0	0%
Tires	196	0	0%
Processed Fuel	N/A	0	0%

Traditional Recycling Rate (%)

Unadjusted	Adjusted
9%	9%

Renewable Energy Recycling

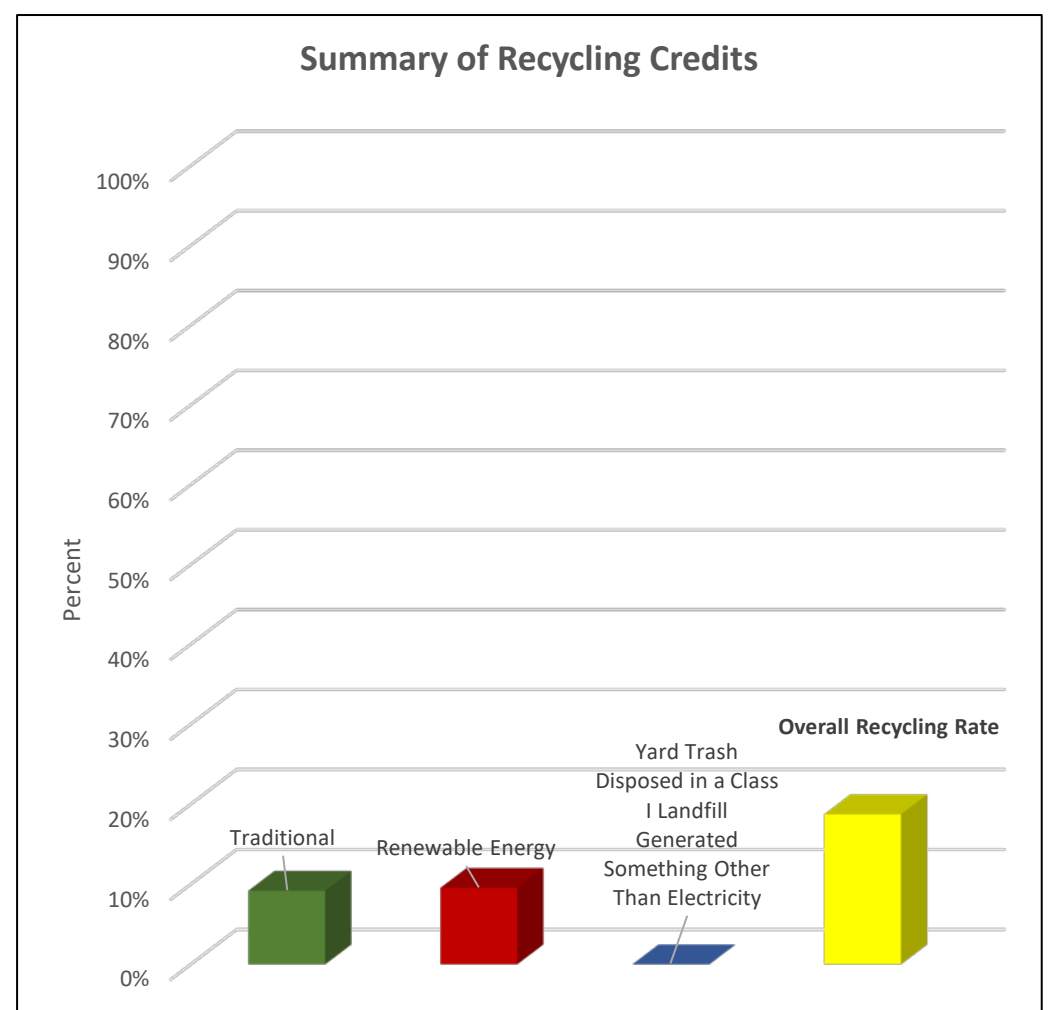
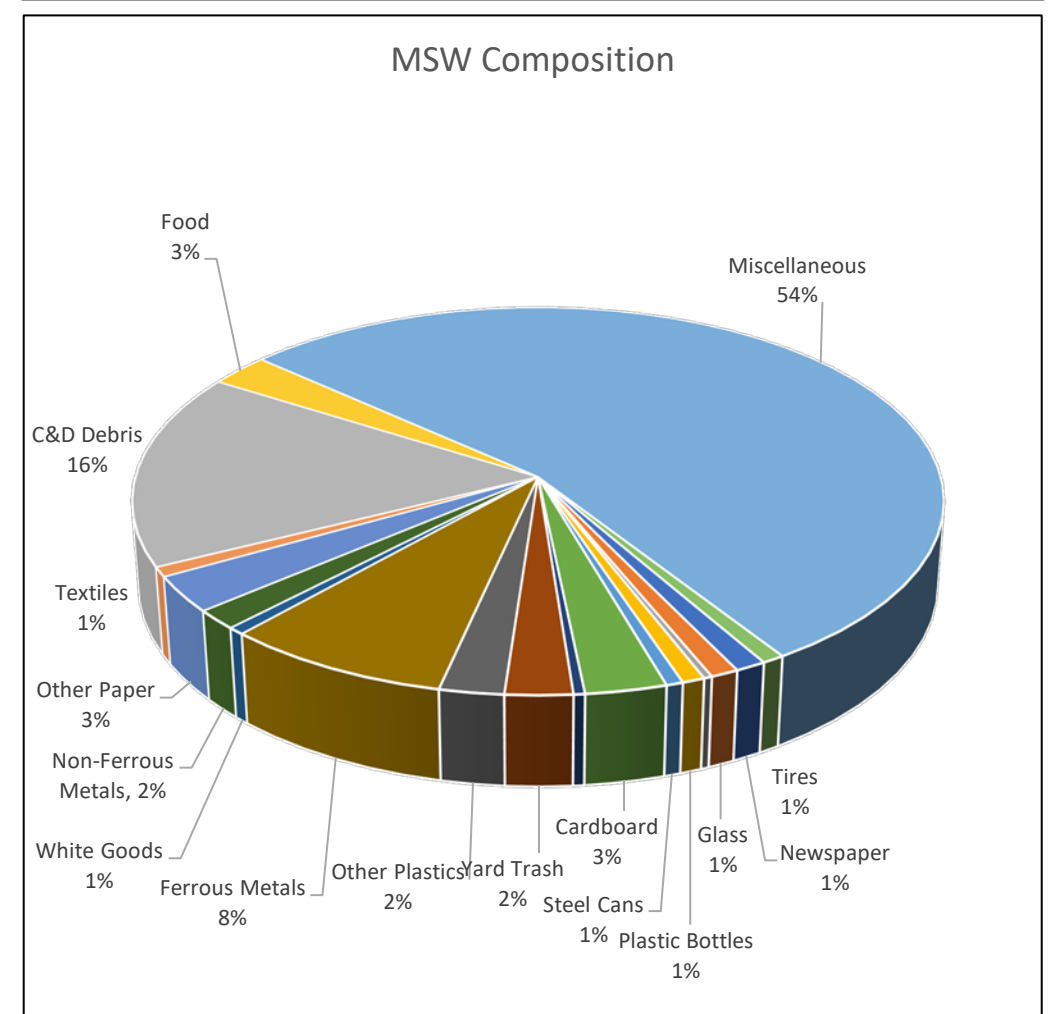
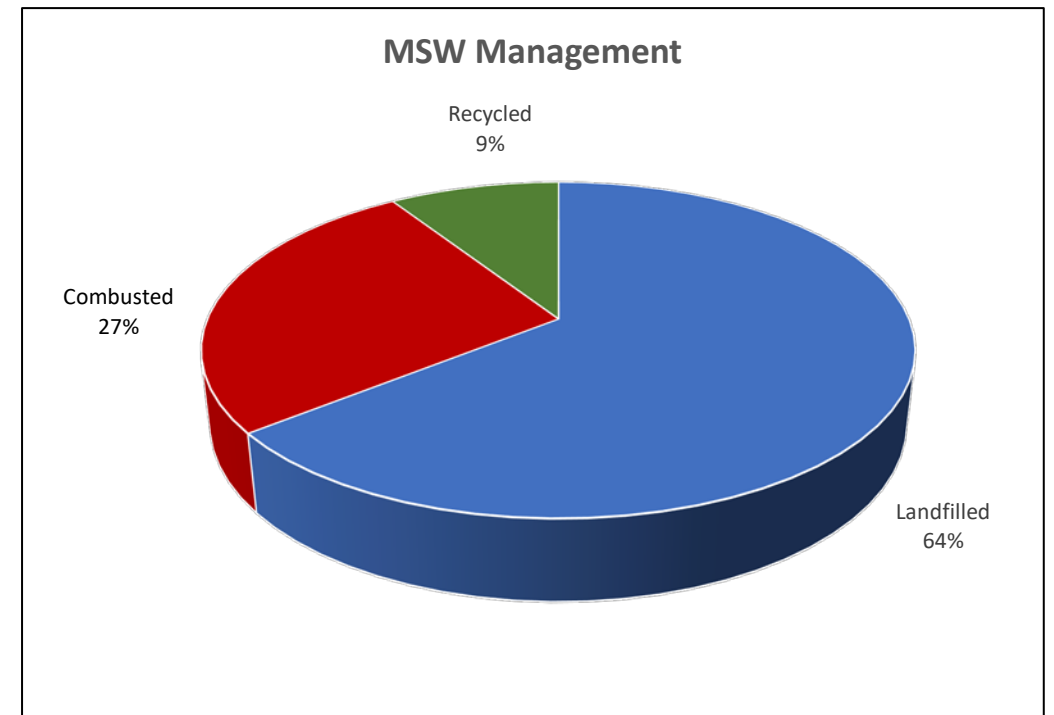
Credits	Tons	Recycling %
1) Waste-to-Energy	2,335	10%
2) Landfill Gas	0	0%
3) Renewable Energy ³	0	0%

Credits	Tons	Recycling %
Yard Trash Disposed in a Landfill Beneficially Using Landfill Gas ⁴	0	0%

Overall Recycling Rate (%)

Unadjusted	Adjusted
19%	19%

Participation in Recycling	Units ¹	Participation	Percent ²
Single Family Curbside	10,870	0	0%
Multi-Family Curbside	2,000	0	0%
Commercial Scheduled Collection	0	0	0%
Commercial On Call Collection	0	0	0%



¹Represents the number of units with curbside service available.

²Represents the percent participation of units with service available.

³Other than Waste to Energy.

⁴Something other than electricity.