

2017 Highlands County Summary

Population
102,047

MSW Management	tons
Landfilled	34,635
Combusted	0
Recycled	43,730
Stockpiled	0
Total	78,365

Total Pounds per Capita Per Day 4.21

MSW Collected & Recycled

Minimum 4 of 8	Collected (tons)	Recycled (tons)	Recycled (%)
Newspaper	2,978	974	33%
Glass	1,097	675	62%
Aluminum Cans	391	92	24%
Plastic Bottles	940	192	20%
Steel Cans	784	122	16%
Cardboard	4,702	2131	45%
Office Paper	784	109	14%
Yard Trash	4,310	0	0%

Other Recyclables	Collected (tons)	Recycled (tons)	Recycled (%)
Other Plastics	4,232	103	2%
Ferrous Metals	3,784	2149	57%
White Goods	627	27	4%
Non-ferrous Metals	392	367	94%
Other Paper	7,523	856	11%
Textiles	1,959	53	3%
C&D Debris	36,692	35045	96%
Food	3,291	0	0%
Miscellaneous	3,095	247	8%
Tires	784	588	75%
Processed Fuel	N/A	0	0%

Traditional Recycling Rate (%)

Unadjusted	Adjusted
56%	56%

Renewable Energy Recycling

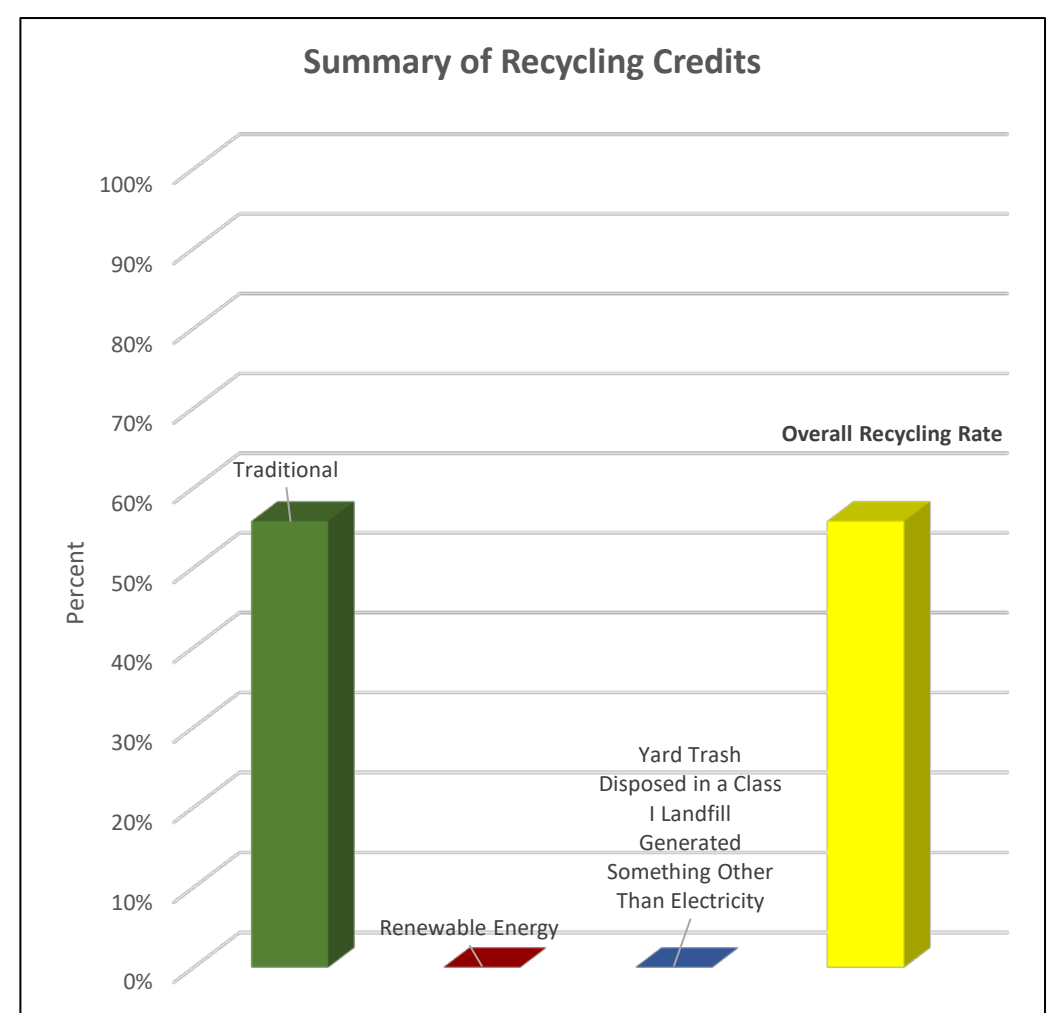
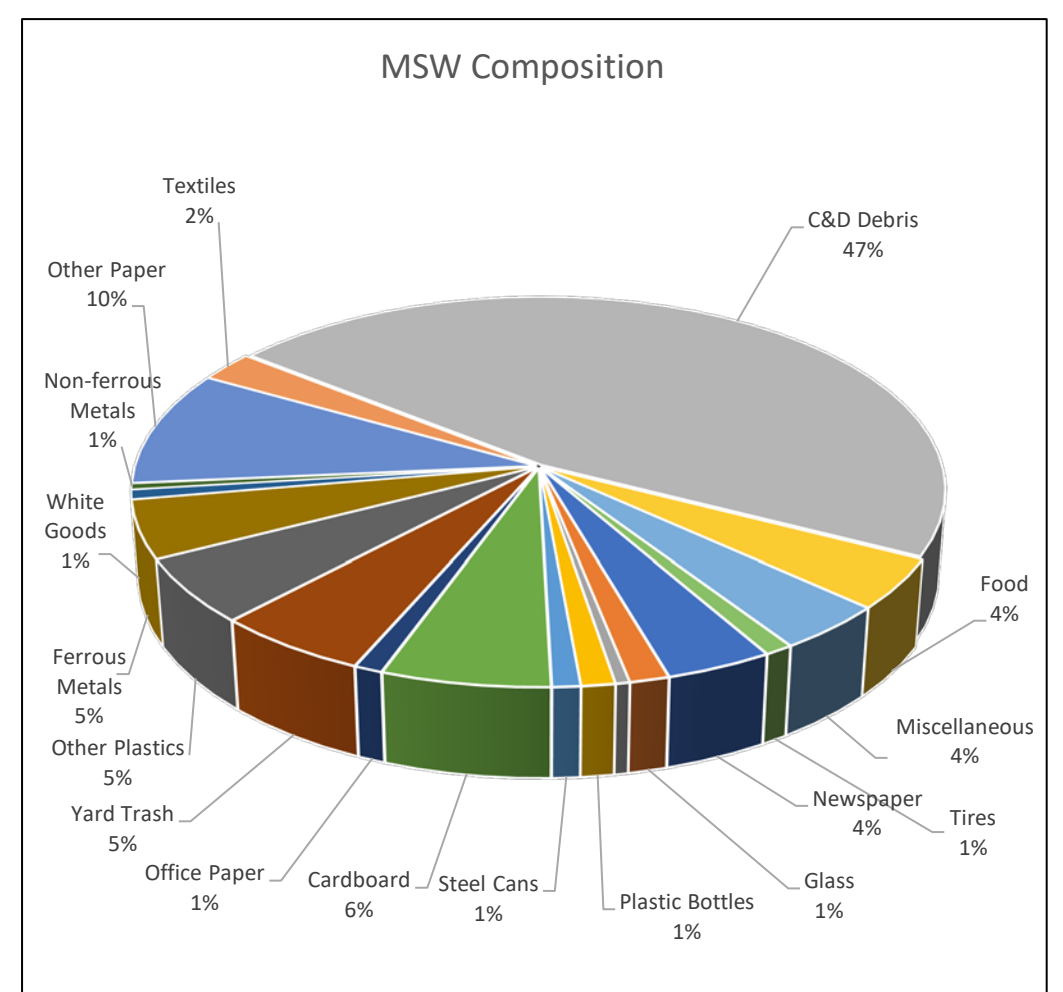
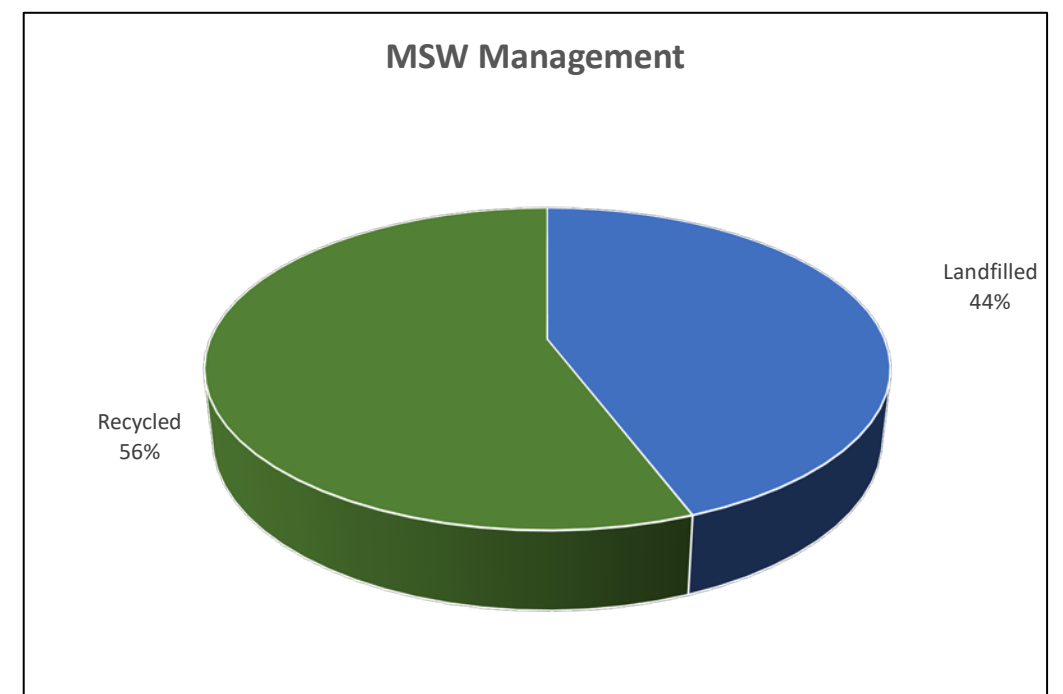
Credits	Tons	Recycling %
1) Waste-to-Energy	0	0%
2) Landfill Gas	0	0%
3) Renewable Energy ³	0	0%

Credits	Tons	Recycling %
Yard Trash Disposed in a Landfill Beneficially Using Landfill Gas ⁴	0	0%

Overall Recycling Rate (%)

Unadjusted	Adjusted
56%	56%

Participation in Recycling	Units ¹	Participation	Percent ²
Single Family Curbside	48,777	36,170	74%
Multi-Family Curbside	6,940	0	0%
Commercial Scheduled Collection	200	150	75%
Commercial On Call Collection	0	0	0%



¹Represents the number of units with curbside service available.

²Represents the percent participation of units with service available.

³Other than Waste to Energy.

⁴Something other than electricity.