

2017 Martin County Summary

Population
153,022

MSW Management	tons
Landfilled	183,585
Combusted	167
Recycled	189,042
Stockpiled	0
Total	372,794

Total Pounds per Capita Per Day 13.35

Minimum 4 of 8	Collected (tons)	Recycled (tons)	Recycled (%)
Newspaper	1,827	1188	65%
Glass	7,237	4115	57%
Aluminum Cans	2,727	360	13%
Plastic Bottles	4,211	953	23%
Steel Cans	3,541	370	10%
Cardboard	25,196	6143	24%
Office Paper	4,282	767	18%
Yard Trash	90,953	74828	82%

Other Recyclables	Collected (tons)	Recycled (tons)	Recycled (%)
Other Plastics	13,561	2240	17%
Ferrous Metals	16,274	10126	62%
White Goods	3,727	1927	52%
Non-ferrous Metals	1,848	756	41%
Other Paper	15,557	7598	49%
Textiles	6,996	214	3%
C&D Debris	91,566	71117	78%
Food	25,758	94	0%
Miscellaneous	54,678	5636	10%
Tires	2,855	447	16%
Processed Fuel	N/A	0	0%

Traditional Recycling Rate (%)

Unadjusted	Adjusted
51%	51%

Renewable Energy Recycling

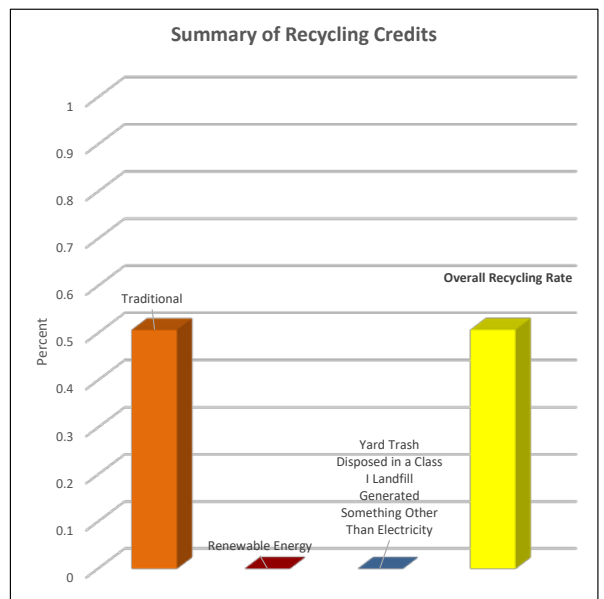
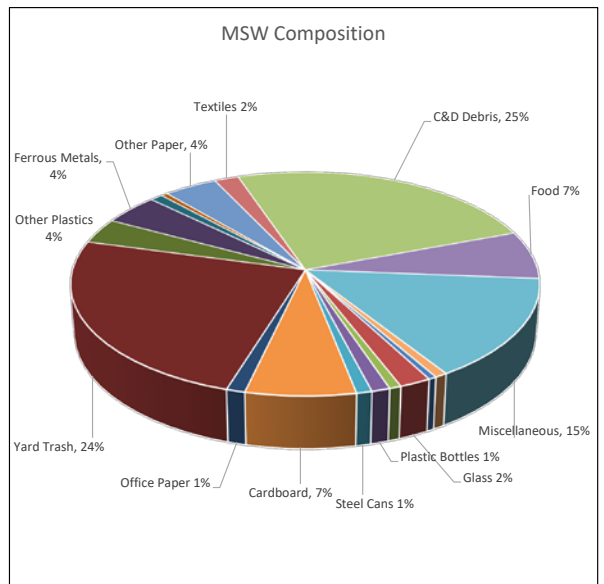
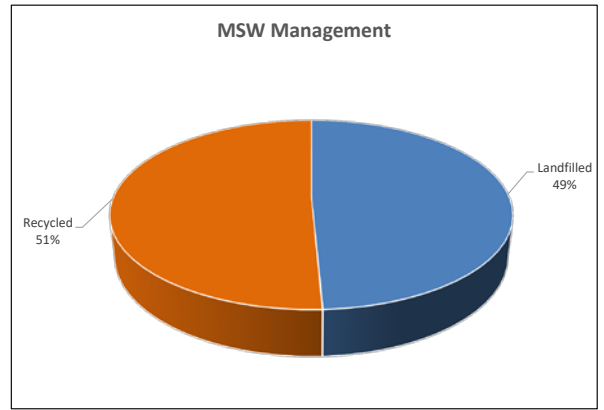
Credits	Tons	Recycling %
1) Waste-to-Energy	111	0%
2) Landfill Gas	0	0%
3) Renewable Energy ³	0	0%

Credits	Tons	Recycling %
Yard Trash Disposed in a Landfill Beneficially Using Landfill Gas⁴	0	0%

Overall Recycling Rate (%)

Unadjusted	Adjusted
51%	51%

Participation in Recycling	Units ¹	Participation	Percent ²
Single Family Curbside	57,574	30,628	53%
Multi-Family Curbside	22,154	10,058	45%
Commercial Scheduled Collection	2,496	621	25%
Commercial On Call Collection	0	0	0%



¹Represents the number of units with curbside service available.

²Represents the percent participation of units with service available.

³Other than Waste to Energy.

⁴Something other than electricity.