

2017 Monroe County Summary

Population
76,889

MSW Management	tons
Landfilled	251,462
Combusted	53,156
Recycled	352,165
Stockpiled	0
Total	656,783

Total Pounds per Capita Per Day 46.81

Minimum 4 of 8	Collected (tons)	Recycled (tons)	Recycled (%)
Newspaper	16,312	3750	23%
Glass	10,923	1504	14%
Aluminum Cans	3,428	153	4%
Plastic Bottles	3,817	219	6%
Steel Cans	2,756	240	9%
Cardboard	16,541	7193	43%
Office Paper	3,864	239	6%
Yard Trash	136,457	96606	71%

Other Recyclables	Collected (tons)	Recycled (tons)	Recycled (%)
Other Plastics	6,205	738	12%
Ferrous Metals	5,749	631	11%
White Goods	1,624	1093	67%
Non-ferrous Metals	1,952	268	14%
Other Paper	7,823	643	8%
Textiles	4,047	13	0%
C&D Debris	266,967	216967	81%
Food	58,951	841	1%
Miscellaneous	107,420	20853	19%
Tires	1,947	214	11%
Processed Fuel	N/A	0	0%

Traditional Recycling Rate (%)

Unadjusted	Adjusted
54%	54%

Renewable Energy Recycling

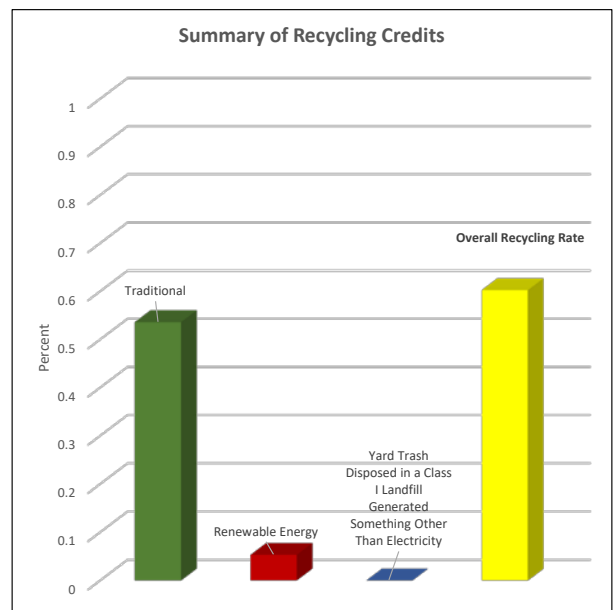
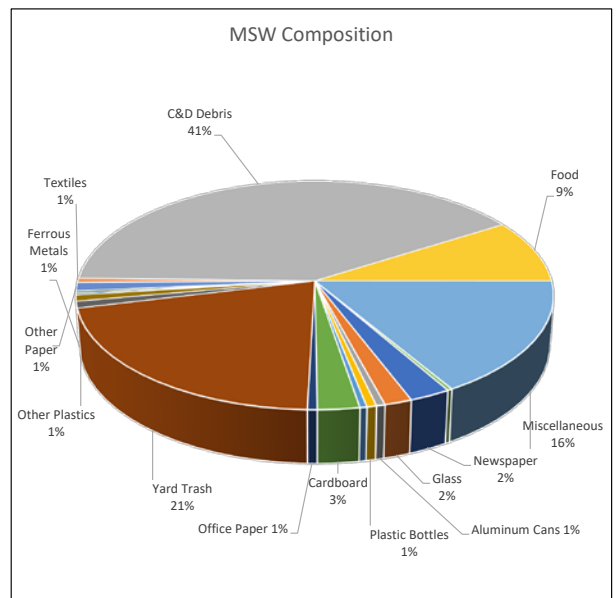
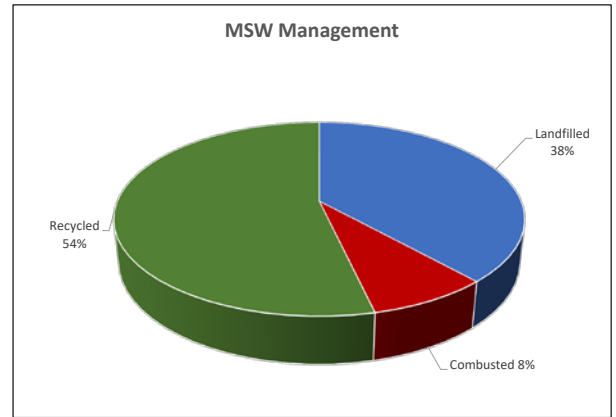
Credits	Tons	Recycling %
1) Waste-to-Energy	34,824	5%
2) Landfill Gas	178	0%
3) Renewable Energy ³	0	0%

Credits	Tons	Recycling %
Yard Trash Disposed in a Landfill Beneficially Using Landfill Gas ⁴	0	0%

Overall Recycling Rate (%)

Unadjusted	Adjusted
59%	60%

Participation in Recycling	Units ¹	Participation	Percent ²
Single Family Curbside	32,629	23,166	71%
Multi-Family Curbside	14,410	9,412	65%
Commercial Scheduled Collection	14,413	8,359	58%
Commercial On Call Collection	14,413	321	2%



¹Represents the number of units with curbside service available.

²Represents the percent participation of units with service available.

³Other than Waste to Energy.

⁴Something other than electricity.