

Hazardous Waste / Used Oil to do list:

- Keep waste containers closed except when adding or removing waste.
- Label hazardous waste containers “Hazardous Waste.”
- Maintain adequate aisle space between waste containers to allow for inspection.
- Label all used oil containers/tanks with “Used Oil” and provide secondary containment.

Hazardous Waste / Used Oil do NOT list:

- Do not intentionally evaporate excess gel coat/resin by leaving waste containers open.
- Do not leave acetone containers open except when in use or contents are being transferred.
- Do not “kick off” excess resin by adding MEKP.
- Do not pour acetone or resin onto the ground.
- Do not pour used oil onto the ground.

Record-keeping requirements:


- Hazardous waste and used oil should be transported by a registered hazardous waste or used oil transporter in the State of Florida. A list of transporters can be provided by your District DEP office.
- Ⓜ Disposal records of hazardous waste and used oil should be kept on-site for a minimum of three years.

Hazardous Waste requirements:

↓ Immediately clean up spills of used oil or hazardous waste.

↓ Hazardous Waste should be stored in closed and labeled containers.

Good



Bad

⚠ **Excess Material** should be accumulated in a closed container.

Before




After



Good



Do NOT allow excess resins/gel coats to dry out.



↓ Do NOT “kick off” excess resin.


Bad



Bad



Good



↓ Used oil should be stored in closed and labeled containers, located within secondary containment.

Good



Bad



Bad



**Florida Department of Environmental Protection
 Northeast District Office
 8800 Baymeadows Way West, Suite 100
 Jacksonville, FL 32256**



DISCLAIMER: This poster is for guidance purposes only. It is not official rule language and does not include a comprehensive listing of all environmental regulations that may be applicable to fiberglass producers.