

2017 Polk County Summary

Population
661,645

MSW Management	tons
Landfilled	811,474
Combusted	20,913
Recycled	288,352
Stockpiled	0
Total	1,120,739

Total Pounds per Capita Per Day 9.28

Minimum 4 of 8	Collected (tons)	Recycled (tons)	Recycled (%)
Newspaper	35,864	5517	15%
Glass	25,777	3438	13%
Aluminum Cans	5,604	1236	22%
Plastic Bottles	12,328	1639	13%
Steel Cans	7,845	813	10%
Cardboard	72,848	43993	60%
Office Paper	15,690	5719	36%
Yard Trash	97,504	0	0%

Other Recyclables	Collected (tons)	Recycled (tons)	Recycled (%)
Other Plastics	55,554	52868	95%
Ferrous Metals	126,644	115221	91%
White Goods	8,966	12	0%
Non-ferrous Metals	13,449	11153	83%
Other Paper	71,727	7659	11%
Textiles	19,053	220	1%
C&D Debris	279,064	30191	11%
Food	60,520	1655	3%
Miscellaneous	201,095	3184	2%
Tires	11,207	3834	34%
Processed Fuel	N/A	0	0%

Traditional Recycling Rate (%)

Unadjusted	Adjusted
26%	26%

Renewable Energy Recycling

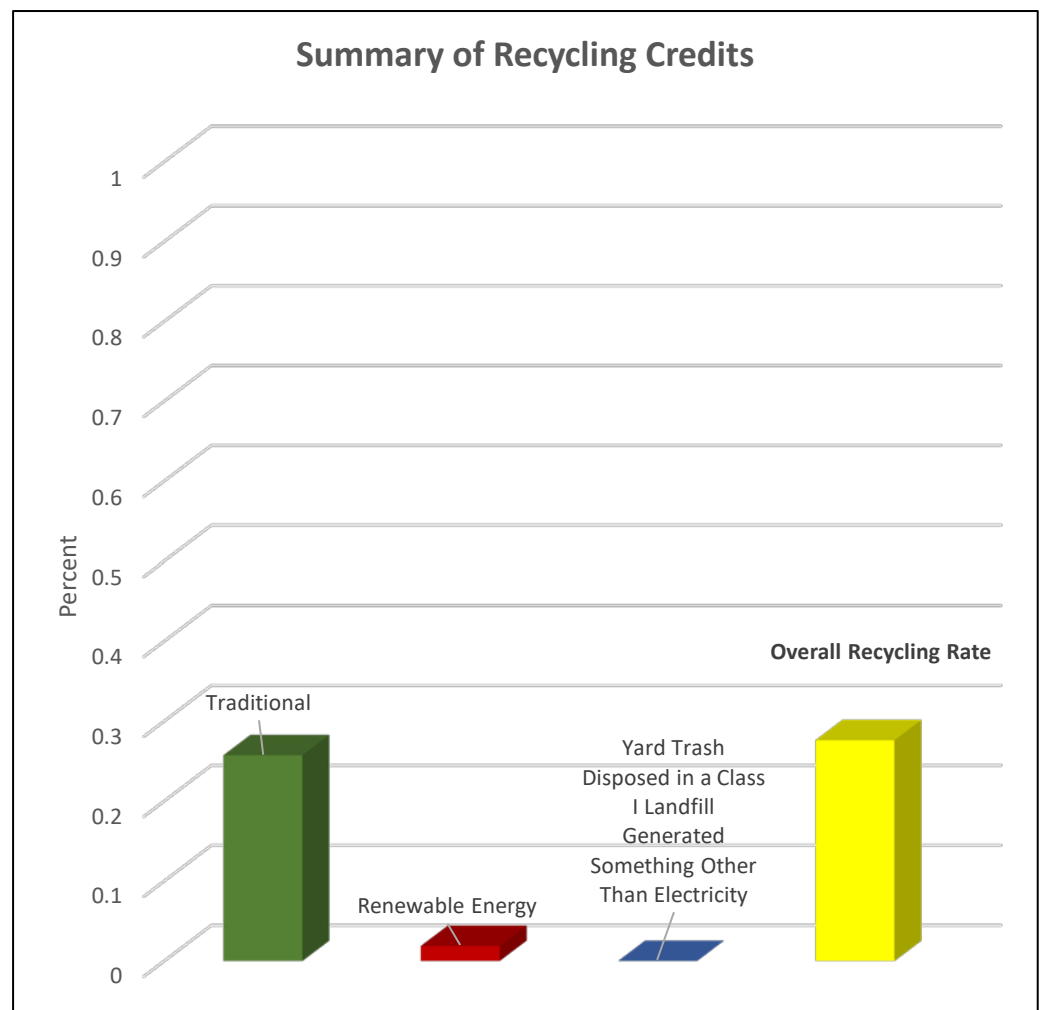
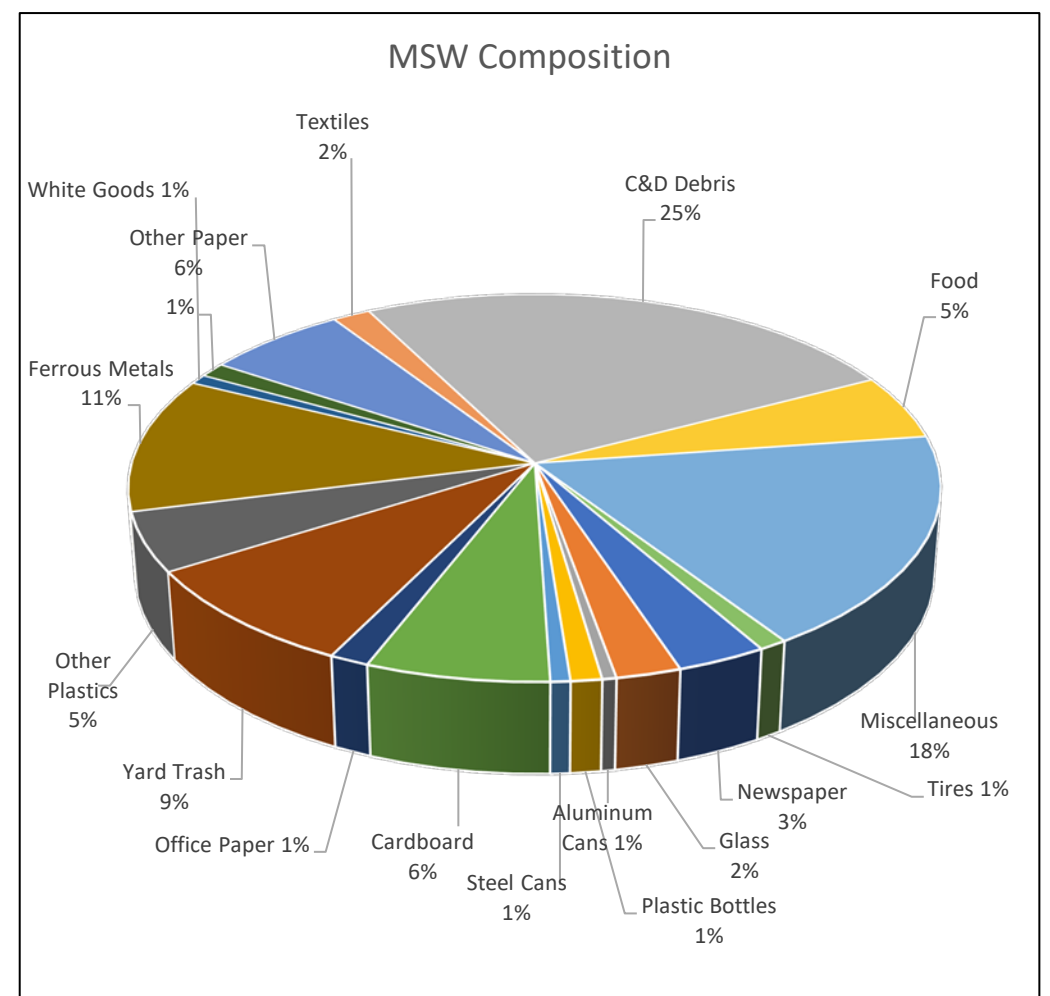
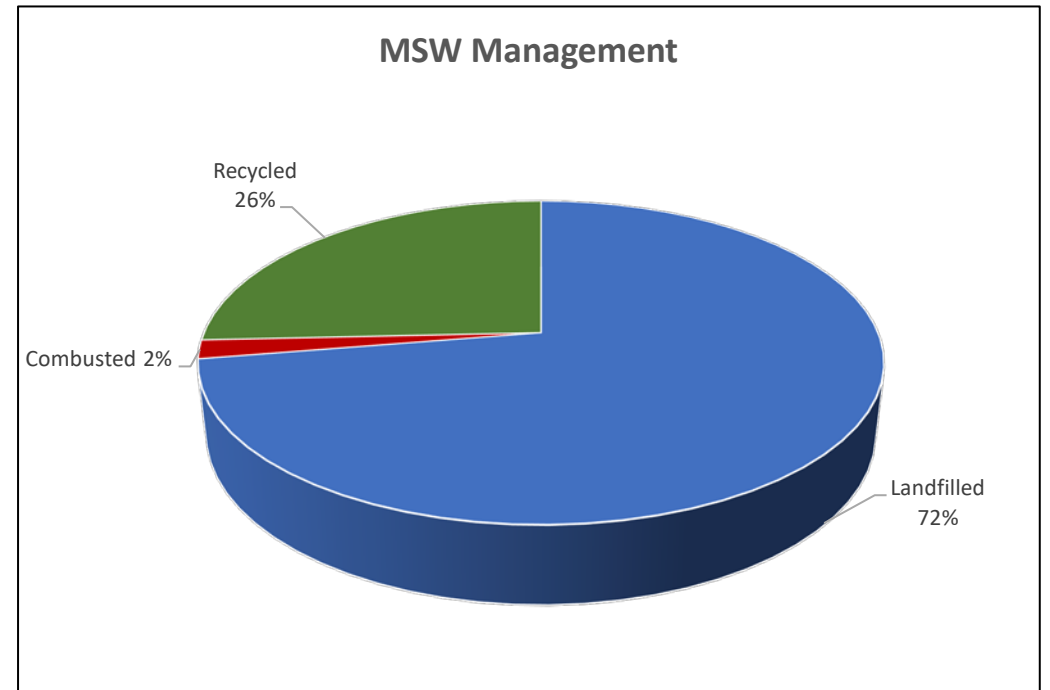
Credits	Tons	Recycling %
1) Waste-to-Energy	0	0%
2) Landfill Gas	0	0%
3) Renewable Energy ³	21,048	2%

Credits	Tons	Recycling %
Yard Trash Disposed in a Landfill Beneficially Using Landfill Gas ⁴	0	0%

Overall Recycling Rate (%)

Unadjusted	Adjusted
28%	28%

Participation in Recycling	Units ¹	Participation	Percent ²
Single Family Curbside	161,377	145,239	90%
Multi-Family Curbside	54,384	544	1%
Commercial Scheduled Collection	26,630	13,315	50%
Commercial On Call Collection	26,630	2,663	10%



¹Represents the number of units with curbside service available.

²Represents the percent participation of units with service available.

³Other than Waste to Energy.

⁴Something other than electricity.