

**FY 2018-19**

**CD Business Plan**



*Silver Springs State Park  
Photograph by Kathryn March*

**Central District  
Florida Department of Environmental Protection**

Version 19.1

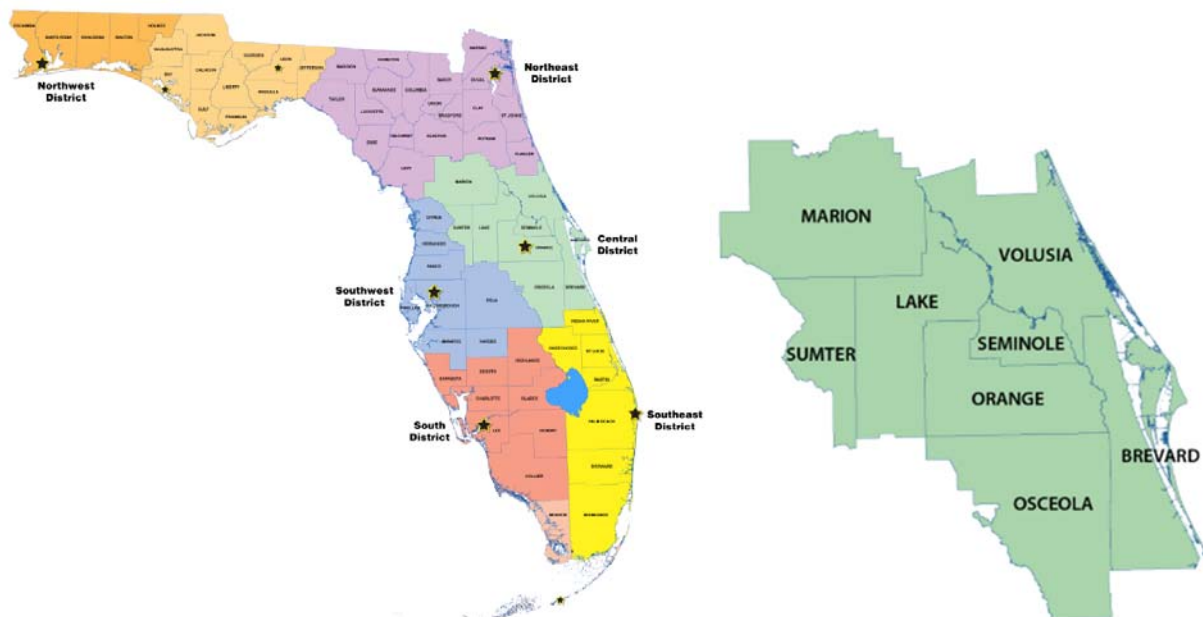
# EXECUTIVE SUMMARY

Protecting human health and Florida’s environment are the highest priorities for the Central District Office of the Florida Department of Environmental Protection (DEP). Toward those priorities, the District issues a variety of permits, ensures regulatory compliance, and reaches out to the Central Florida community.

The District is led by Director Aaron Watkins who oversees three separate programs – Business, Compliance Assurance, and Permitting. These programs handle regulatory functions related to Air Resources, Water Resources, Waste Management, Submerged Lands and Environmental Resources, Waste Cleanup, and Emergency Response as well as day to day management of the office and budget.

The District is funded with a portion of a lump sum provided to DEP by the Florida Legislature. About 4% of the District’s funding comes from General Revenue, while the remaining 96% comes from ten different trust funds.

The District covers an 8-county area that spans over 9,000 square miles (shown below). This area is home to about 3.5 million people, major industry (tourism, health care, aerospace, defense, manufacturing), 4 first-magnitude springs, and large portions of the St. Johns River and the Indian River Lagoon.



# TABLE OF CONTENTS

EXECUTIVE SUMMARY .....	2
TABLE OF CONTENTS.....	3
VISION, VALUES and STRATEGIC GOALS & OBJECTIVES .....	4
Vision.....	4
Values.....	4
Strategic Goals & Objectives.....	5
CLIENT SERVICES .....	7
ORGANIZATIONAL STRUCTURE.....	8
CENTRAL DISTRICT OFFICE DESCRIPTIONS.....	10
Compliance Assurance Program .....	10
Permitting and Waste Cleanup Program .....	10
Business Program.....	10
Director’s Office .....	10
CENTRAL DISTRICT OFFICE BUDGET OVERVIEW .....	11
STRATEGIC GOALS AND OBJECTIVES.....	13
KEY PERFORMANCE GOALS AND OBJECTIVES .....	17
MID AND LONG-TERM GOALS .....	23
SUCSESSES, ACHIEVEMENTS & CONTINUOUS IMPROVEMENT.....	27
Appendix A – DEO FL 5-Year Strategic Plan for Economic Development .....	28
Appendix B – Central District Legislative Summary .....	29
Appendix C – Employee Development Plan for FY 18-19 .....	30

# VISION, VALUES and STRATEGIC GOALS & OBJECTIVES

## Vision

Creating strong community partnerships, safeguarding Florida's natural resources and enhancing its ecosystems.

## Values

- **Integrity.** *We operate honorably, ethically and respectfully with our customers and each other.*
- **Accountability.** *We take personal ownership for our actions and responsibilities.*
- **Communication.** *We operate transparently by sharing information frequently and honestly.*
- **Innovation.** *We continuously seek innovative ways to improve our operations to protect and restore the environment.*
- **Service.** *We serve our communities and work to enhance our stakeholders' experience.*

## Strategic Goals & Objectives

#	Strategic Goals	#	Objectives
1	<b>Community Impact:</b> Focus taxpayer resources on projects that provide a direct benefit to the environment and local communities	1.1	Improve funding decisions to align with water quality and quantity priorities
		1.2	Streamline contract processing, improve contract management, and award contracts efficiently and effectively
		1.3	Develop and implement restoration strategies and projects through stronger partnerships with local communities to restore waterbodies, springs and the Everglades
2	<b>Partnership:</b> Partner with communities and businesses to protect natural resources and promote economic growth	2.1	Implement regulatory changes to promote consistency, improve quality and enhance protections for the State's natural resources
		2.2	Leverage state funding with local partners to expeditiously expand restoration and protection efforts
3	<b>Measure Performance:</b> Establish and consistently use clear metrics to evaluate and strengthen the Department's programs, activities and services	3.1	Improve quality, transparency and accountability of the Department's metrics
		3.2	Identify, prioritize and implement continuous improvement projects
		3.3	Improve accountability to the public by reporting metrics through the Department's dashboard
4	<b>Improve Resource Management:</b> Improve the quality of natural resources through long-term planning, restoration and maintenance	4.1	Improve park conditions and enhance access to outdoor recreational opportunities, so even more Floridians and visitors can enjoy Florida's award-winning state parks.
		4.2	Move more acres within Florida State Parks from a restoration condition to a more natural and less labor-intensive maintenance condition.
5	<b>Empower Employees:</b> Empower employees to solve problems through innovation and efficiency	5.1	Create a professional development culture by providing training, communicating tools and measuring success
		5.2	Recruit and hire the best people
		5.3	Reward top performers
6	<b>Effective Communication:</b> Communicate a clear and consistent message both internally and externally	6.1	Use appropriate, targeted tools to better communicate the State's restoration activities and successes to media, stakeholders and the general public
		6.2	Create a consistent message which perpetuates the Department's vision and strategic goals
		6.3	Ensure internal communication is frequent and interactive

### Strategic Goal 1: Focus taxpayer resources on projects that provide a direct benefit to the environment and local communities

The Central District supports this strategic goal through the implementation of process improvement projects which generate fiscal efficiencies. The Central District continually expands upon workload exchange across district boundaries, centralization of workforces, exercises staff reductions where levels of service support it, explore and commence cost efficient business methodologies, promotes safety in the workplace to prevent lost time injuries, and continues a commitment to an overall cost reduction of a minimum 5% annually from the District's budget.

**Strategic Goal 2: Partner with communities and businesses to protect natural resources and promote economic growth.**

The Central District supports this strategic goal by implementing various process changes to promote consistency and enhance protections of the natural areas within Central Florida. The District also routinely partners with various communities, businesses, and organizations within the regulated community through several different outreach events and joint task forces promoting regulatory compliance and consistency.

**Strategic Goal 3: Establish and consistently use clear metrics to evaluate and strengthen the Department's programs, activities and services**

The Central District supports this strategic goal by quarterly providing transparent, concise, up to date, times to process for the Department's dashboard and business plans which can easily be distributed to customers. Furthermore, the District works collaboratively with other Districts and Divisions to re-evaluate these metrics on a regular basis ensuring they align with each other as well as the Department's overall strategic goals. The District also conducts outreach to recent permittees to measure customer satisfaction and determine areas of continuous improvement. Additionally, several CD staff regularly coordinate with NED and the Jacksonville Lean Consortium to promote continuous improvement training and opportunities that drive improvements in quality, productivity and customer satisfaction.

**Strategic Goal 5: Empower employees to solve problems through innovation and efficiency.**

The Central District supports empowering staff to seek innovative ways to improve processes and performance through an expanded employee development program, cross training, out of the box thinking, continuous improvement projects, staff driven initiatives, Lean methods, and other various tools. The Central District is also expanding upon its current recruitment, staff development, and employee recognition programs to not only bring in, but also retain and recognize its top performers within the District.

**Strategic Goal 6: Communicate a clear and consistent message both internally and externally**

The Central District supports this strategic goal through frequent meetings with staff, the leadership team, and the regulated community. In addition, the Director issues a Quarterly newsletter and ensures the business plan is updated quarterly to be shared on the District's SharePoint site. Furthermore, the Director coordinates and attends at least one quarterly informal meeting with owners and managers of facilities who are within the District's boundaries. Finally, the District regularly conducts outreach events promoting the Department's goals, vision, and objectives with the regulated community and key stakeholders.

# CLIENT SERVICES

The Central District has three client segments which we must responsibly balance:

**The Residents and Visitors of Florida** expect that the District office will reasonably, respectfully, and responsibly implement Florida's laws and regulations. Services provided on behalf of these customers include:

- Timely response to inquiries and Public Record Requests
- Issuing permits which meet state and federal requirements
- Ensuring compliance of regulated facilities
- Responding to public concerns related to regulated and non-regulated facilities
- Providing opportunities for the public to share thoughts and concerns

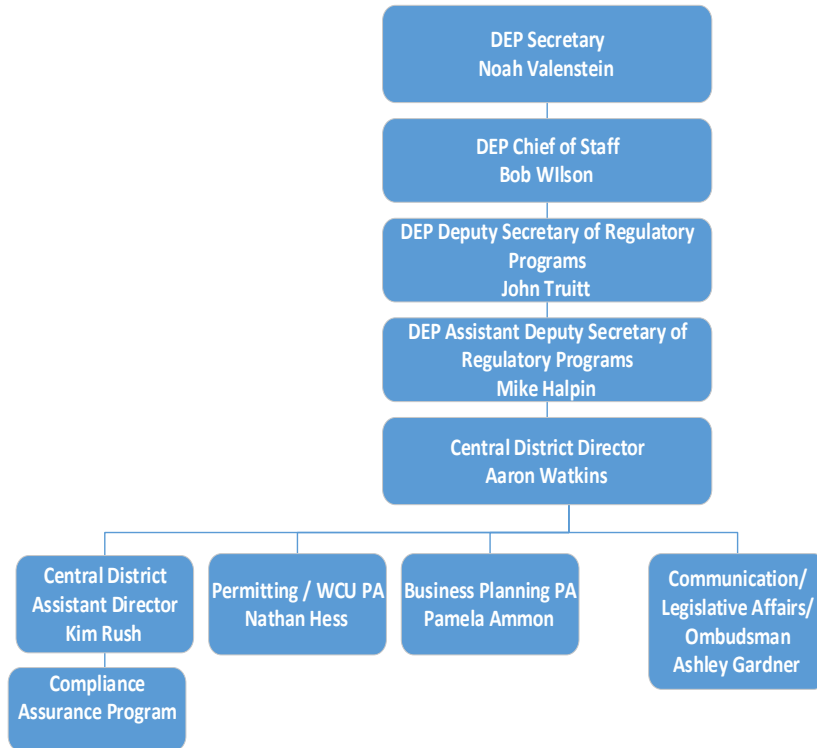
**The Regulated Community** expects that District office will provide regulatory certainty and consistency along with fair solutions that are reasonable with cost sensitive oversight. Services provided on behalf of these customers include:

- Issuance of reasonable, law-based permits in a timely manner
- Ensuring regulatory certainty and consistency
- Providing professional and timely review of permit applications and technical documents
- Providing opportunities for the regulated community to share thoughts and concerns
- Encouraging electronic submittal to reduce regulatory costs
- Positive working relationships through collaboration and partnerships

**DEP Division and Local Area Programs** expect that District office will be a supportive resource as needed. Services provided on behalf of these customers include:

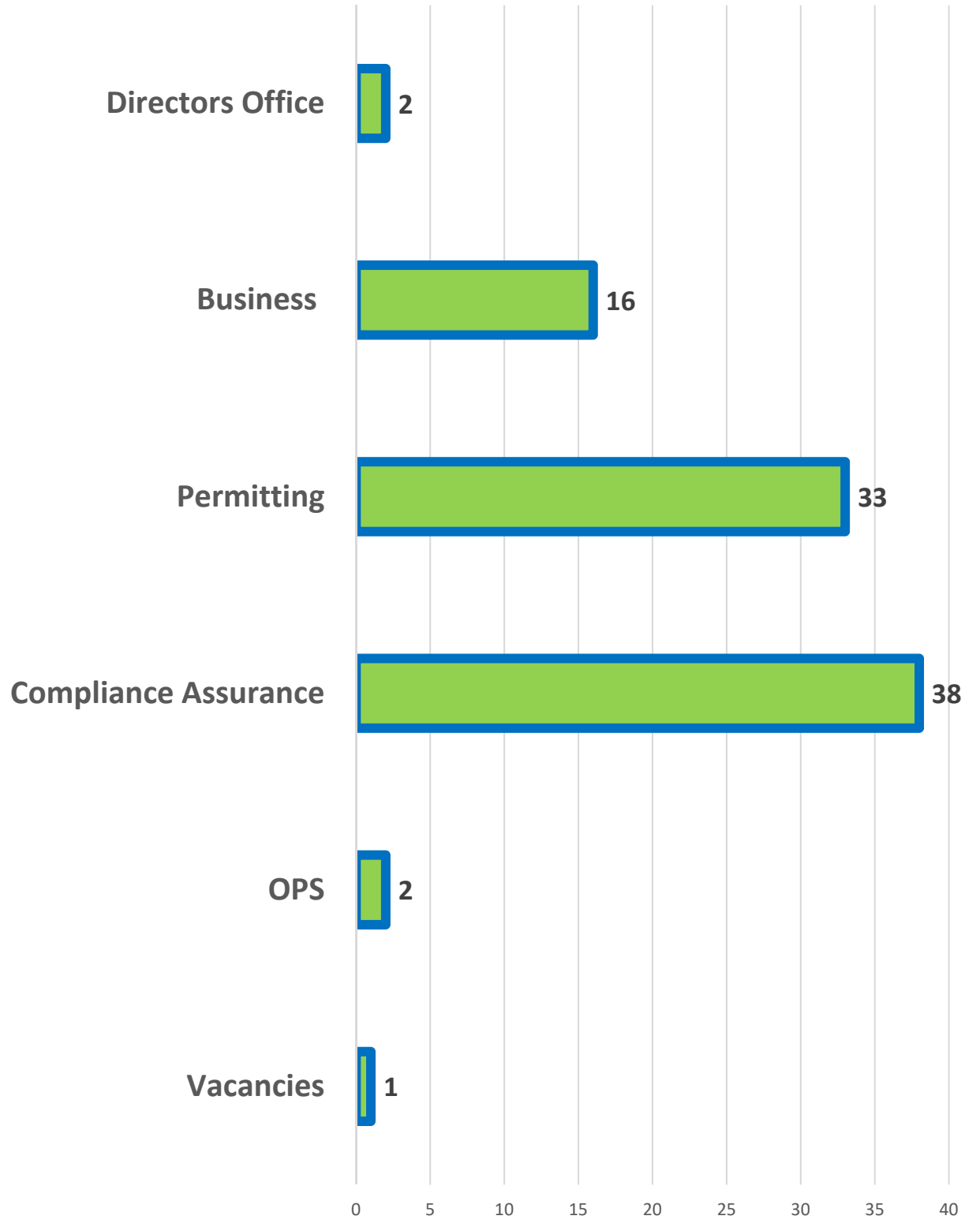
- Fair and consistent interpretation of regulations
- Training and assistance for local program employees through collaboration and partnerships
- Timely response to inquiries
- Legislative and public support
- Accurate and timely adherence to Florida's Open Records Policy
- Meeting or exceeding expectations and appropriate levels of service

# ORGANIZATIONAL STRUCTURE





## Central District Staffing FY 2018-19 1st Quarter



# CENTRAL DISTRICT OFFICE DESCRIPTIONS

## Compliance Assurance Program

- Help prevent violations from occurring by providing outreach and education to the regulated community
- Move quickly in resolving violations and bringing facilities back into compliance through compliance assistance or enforcement mechanisms
- Provide timely inspections which meet state and federal requirements
- Oversee compliance with all media (Air, Waste, Water, Wetlands and State Lands)

## Permitting and Waste Cleanup Program

- Issue permits, clearances, leases, and other authorizations related to Air, Waste, Water, Wetlands and State Lands
- Provide benefits to the customer via outreach, cost savings and other proactive efforts
- Review required technical submittals from regulated facilities and waste cleanup sites
- Manage contaminated sites, brownfields, closed landfills and “old dumps”
- Provide technical support to CAP

## Business Program

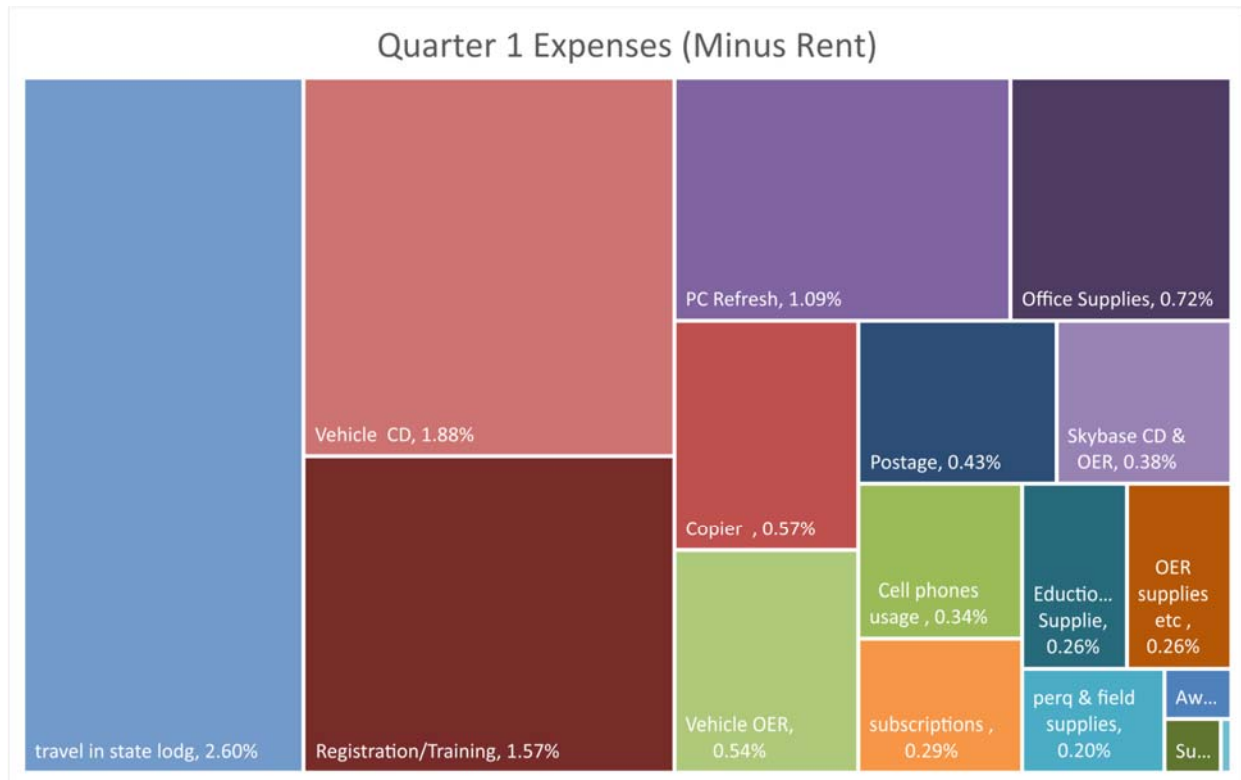
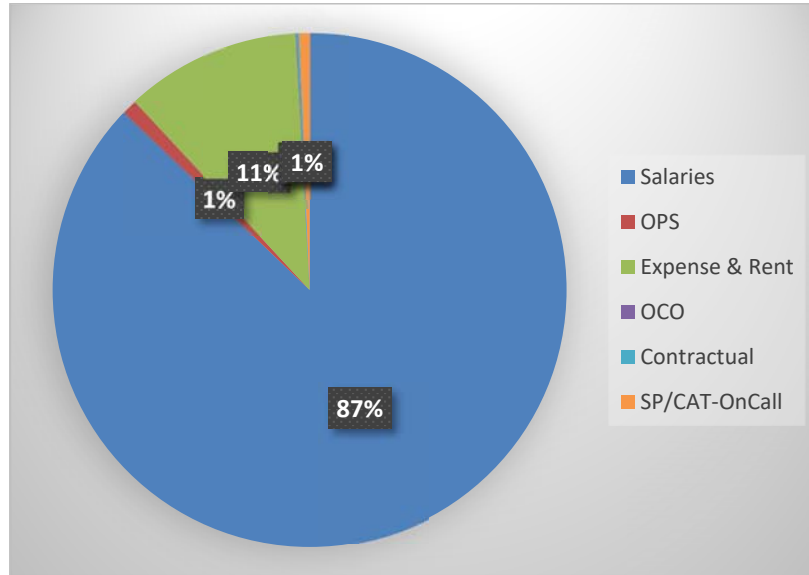
- Manage the Central District budget allotment responsibly and transparently
- Provide administrative support for centralized mail processing to all District Offices
- Oversee facilities, operations and accurate records management
- Personnel management in coordination with the Bureau of Human Resource Management
- Planning, coordination, and tracking of training for staff based on need, level of service, and building the bench through better staff development
- Provide administrative support to all program areas

## Director's Office

- Ombudsman, communications, outreach and education, and legislative affairs.
- Support and development of District Level of Service /Work plan through data analysis, continual work plan review, and Business Plan reporting

# CENTRAL DISTRICT OFFICE BUDGET OVERVIEW

Figure 1: FY 18/19 OPERATING BUDGET ALLOTMENT



FY 17-18 Total		FY 18-19 Total	
Allotment:	\$7,476,767	Allotment:	\$ 7,292,546
Expended:	\$ 6,674,910	Projected Expenditure:	\$7,290,000

### **Quarter 1 Budget Update:**

The Central District's annual operating budget is allotted at \$7,292,546. This fiscal year the District will continue to develop and implement additional costs savings while optimizing and ensuring to greatest extent possible the health and safety of citizens of the State of Florida and accomplishing the Department's mission of protecting air, water, and land. During Quarter1, the District accomplished the following:

- Set aside the targeted recurring reduction minimum for the fiscal year (\$45,000).
- Fiscally managed eight FTE vacancies until able to fill them without impacting core missions and levels of service.
- Promoted two FTE and gave six merit pay increases totaling \$23,800 in additional S&B dollars to top performers within the District.
- Successfully funded an Emergency Response (ER) Team purchase for maintenance on equipment, 12% of a robust Employee Development Plan, Professional and Personal Growth Development Series books, and IT purchases.
- Worked closely with staff, leadership, and Tallahassee purchases to identify a more efficient and fiscally effective *pay as you go* field cell phones for District staff without increasing monthly costs or purchasing new phones. This is now being investigated for applicability with ER cell phones as an additional mechanism for cost savings.

# STRATEGIC GOALS AND OBJECTIVES

2. Partner with communities and businesses to protect natural resources and promote economic growth.							# 16, 18, 19, 25			
Objective (KPM <sup>1</sup> )	Action <sup>2</sup>	KPI <sup>3</sup>	Responsible Party	Baseline/Target <sup>4</sup>	Due Date	Q1	Q2	Q3	Q4	
Implement regulatory changes to promote consistency, improve quality and enhance protections for the State's natural resources.	Ensure overall Time to Process Permits for FY 17/18 is maintained or improved for FY 18/19	Average number of days to process a permit.	District Director	Average TTP for FY 17/18, 9.83 days	Quarterly	8.45 days (543 permits)				
Implement regulatory changes to promote consistency, improve quality and enhance protections for the State's natural resources.	Ensure overall actual compliance rate for FY 17/18 is maintained for FY 18/19.	Percent of facilities in compliance or minor non-compliance		96.6%	Quarterly	95.9%				

<sup>1</sup> Key Performance Measure (KPM) – What is to be achieved / measured?

<sup>2</sup> Action – What is to be done to achieve the objective?

<sup>3</sup> Key Performance Indicator (KPI) – What is the indicator/measure that the objective is being achieved?

<sup>4</sup> Baseline/Target – Current status or initial measurement and what is the performance target?

3. Establish and consistently use clear metrics to evaluate and strengthen the Department's programs, activities and services.							#16, 18, 19, 25			
Objective (KPM <sup>5</sup> )	Action <sup>6</sup>	KPI <sup>7</sup>	Responsible Party	Baseline /Target <sup>8</sup>	Due Date	Q1	Q2	Q3	Q4	
Identify, prioritize and implement continuous improvement projects.	Develop and implement a district-specific Continuous Improvement Initiative to identify processes in need of improvement that will result in standardized efficient processes, cost savings, and/or better internal and external customer experience, while operating a leaner organization.	Track quarterly continuous improvement projects including quantifying improvements in time to process, cost savings, etc.	District Director	Min. 1 per quarter	Quarterly	4				
						<a href="#">See Director Quarterly Update for details</a>				

<sup>5</sup> Key Performance Measure (KPM) – What is to be achieved / measured?

<sup>6</sup> Action – What is to be done to achieve the objective?

<sup>7</sup> Key Performance Indicator (KPI) – What is the indicator/measure that the objective is being achieved?

<sup>8</sup> Baseline/Target – Current status or initial measurement and what is the performance target?

5. Empower employees to solve problems through innovation and efficiency.							#18, 19, 20, 25,27, 28, 29			
Objective (KPM <sup>9</sup> )	Action <sup>10</sup>	KPI <sup>11</sup>	Responsible Party	Baseline/Target <sup>12</sup>	Due Date	Q1	Q2	Q3	Q4	
<b>Create a professional development culture by providing training, communicating tools and measuring success.</b>	Identify mission critical training opportunities for inclusion in the FY 18-19 Employee Development Plan	Percent of trainings completed	District Director	% Complete (cumulative)	Business Plan Quarterly Updates	12%				
<b>Reward top performers.</b>	Create focus teams aligned towards strategic goals and district expectations.	Recognition Team: Develop & manage recognition program to facilitate recognition of top performers & employees who demonstrate DEP's values.	DREAM & Leadership Teams	Identify 1 top performer per Quarter	Business Plan Quarterly Updates	4				
						<a href="#">See Directors Quarterly Update for details</a>				

<sup>9</sup> Key Performance Measure (KPM) – What is to be achieved / measured?

<sup>10</sup> Action – What is to be done to achieve the objective?

<sup>11</sup> Key Performance Indicator (KPI) – What is the indicator/measure that the objective is being achieved?

<sup>12</sup> Baseline/Target – Current status or initial measurement and what is the performance target?

6. Proactively communicate a clear and consistent message both internally and externally.

#13, 16, 18, 19, 25,

Objective (KPM <sup>13</sup> )	Action <sup>14</sup>	KPI <sup>15</sup>	Responsible Party	Baseline/Target <sup>16</sup>	Due Date	Q1	Q2	Q3	Q4
Create a consistent message which perpetuates the Department's vision and strategic goals.	Issue quarterly "Director's Messages" to District staff	Newsletter is to be submitted to the ADS & Communications Office within 30 days of the end of the Quarter	District Director	N/A	Business Plan Quarterly Updates	General Staff Meeting <a href="#">Newsletter</a>			
						<a href="#">See Director Quarterly Update for details</a>			
Ensure internal communication is frequent and interactive.	Conduct quarterly sessions for supervisory personnel addressing leadership issues and provide copies to the Assistant Deputy Secretary (ADS) via inclusion in the business plan update	Provide Quarterly Update	District Director	1 Per Quarter	Business Plan Quarterly Updates	Director's weekly leadership meeting (Monday's at 9:00a.m)			
						<a href="#">See Director Quarterly Update for details</a>			
Increase Customer Outreach	Coordinate and attend at least one quarterly informal meeting with facility owner /managers within District boundaries.	# of informal meetings held	District Director	Minimum of 1 each Quarter	Business Plan Quarterly Updates	7/20/18 9/26/18			
						<a href="#">See Director Quarterly Update for details</a>			

<sup>13</sup> Key Performance Measure (KPM) – What is to be achieved / measured?

<sup>14</sup> Action – What is to be done to achieve the objective?

<sup>15</sup> Key Performance Indicator (KPI) – What is the indicator/measure that the objective is being achieved?

<sup>16</sup> Baseline/Target – Current status or initial measurement and what is the performance target?



# KEY PERFORMANCE GOALS AND OBJECTIVES

CENTRAL DISTRICT GOALS AND OBJECTIVES											
							17				
Strategic Goal	Objective <sup>18</sup>	Action <sup>19</sup>	KPI <sup>20</sup>	Responsible Party	Baseline / Target <sup>21</sup>	Due Date	Q1	Q2	Q3	Q4	
1	Reduce the Cost of Doing Business	Meet the individual budget target provided by the Assistant Deputy Secretary.	Projection of FY-end reduction	District Director	Target \$45,045	Business plan quarterly update	Meet Q1 \$45,045				
6	Make Personnel Safety a Priority to ensure Zero Lost Time Injuries (LTI's)	Ensure zero lost time injuries (LTI's) for FY 18-19	Number of LTI's		0		0				
		Develop and implement efforts / events to improve safety	Number of education safety events per year		4		12	<a href="#">See Directors Quarterly Update for details</a>			
		District Director shall personally interview injured employee, evaluate the sequence of events which led to the injury, and make recommendations to eliminate recurrence.	Director's review submitted to Executive Staff Director for dissemination to other District Directors and the Asst. Deputy Director		Within 30-days of the injury occurring		0				
1	Plan for future LBR Readiness	Prepare FY 2019-20 LBR in accordance with 216.023, F.S.	Compliance with s. 216.023 F.S.		FY 18-19 operating budget		Nov. & April Directors Meeting	Discuss at Quarterly Meetings			
2,3,6,	Improve the Permitting Experience	Improve the applicant's permitting experience	Customer Satisfaction survey sent to stakeholders		86% Smooth Sailing		Quarterly	<a href="#">See Permitting and Waste Cleanup Program below.</a>			

<sup>17</sup> Area-Specific Strategies from the Dept. of Economic Opportunity's 5-year Strategic Plan. See Appendix A

<sup>18</sup> Objective (KPM) - What is to be achieved / measured?

<sup>19</sup> Action - What is to be done to achieve the objective?

<sup>20</sup> Key Performance Indicator (KPI) - What is the indicator/measure that the objective is being achieved?

<sup>21</sup> Baseline/Target - Current status or initial measurement and what is the performance target?

2,6	Provide outreach to increase environmental awareness and enhance DEP's commitment to protecting Florida's environment.	Provide outreach & training to regulated entities. (Category 1 outreach)	# of events and # of regulated representatives reached; regulatory topics covered	District Director	20 total events per quarter	Quarterly district outreach summary report via new tracking form	15 Events 352 people			
		<a href="#">See Outreach Topic Report</a>								
		Provide outreach to environmental stakeholders. (Category 2)	# of events & how many attended				4 events 355 people			
	Provide broad community outreach (Category 3)	# of events & how many attended	2 events 53 people							
	Measure Outreach Event Quality	Distribute (template) survey to outreach event stakeholders to obtain feedback on outreach event quality.	Cumulative Likert Survey Score		>85%		87%			

Strat egic Goal	KPM	Action	KPI	Responsible Party	Baseline	Target / Due Date	Q1	Q2	Q3	Q4	
2	Time to process permits and waste cleanup documents	Maintain the avg. TTP (days) achieved for FY 17-18 (12-month avg. TTP as of 6/30/2018).	Cumulative FY avg. # of days to process a permit.	Permitting Program Administrator	CD overall avg.** TTP 9.83 days	Quarterly Running avg.	Return to <u>Central District tables</u>				
					8.45 days (543 permits)						
					IW = 6.1 DW = 9.5 PW = 1.9 Air = 19 SW = 48.5 ERP = 12.2		IW = DW = PW = Air = SW = ERP =	IW = DW = PW = Air = SW = ERP =	IW = DW = PW = Air = SW = ERP =		
		Reduce the avg. TTP for WCU document reviews.	Cumulative FY avg. # of days to review a WCU document (including BF's).		44.2 days FY 17-18 Avg.		30 days Quarterly Running avg.	WCU = 53.2 days (91 docs.)			
		Meet the TTP goal for brownfields documents	Cumulative FY avg. # of days to review a brownfields document.		<30 days		30 days Quarterly Running avg.	BF = 32.6 days (15 docs.)			
		Conduct timely reviews of documents submitted to Waste Cleanup.	100% submitted documents reviewed within 60 days of receipt		100%	Quarterly %	53.8%				
2, 3, 6	Permit Quality – External Feedback	Distribute Permitting Experience Surveys per quarter to recent customers to obtain feedback on permit work product, quality, and customer service.	Percentage of satisfied customers. Rated as Smooth Sailing		86% FY 17-18 statewide baseline	86% Quarterly	79% Smooth Sailing				
2	RAIs Issued	Maintain the % of RAIs issued per # of issued permits.	RAIs issued each quarter per permits issued (%)		12.5% FY 17/18	Quarterly Running %	15.3% (83 RAIs)				

2	<b>Permitting Pre-application Meetings</b>	Promote and track permitting pre-application meetings.	Cumulative sum of total pre-application meetings held.		Track	Quarterly running total	22 Pre-application meetings held			
2	<b>Reduce Permitting TIH</b>	Reduce the # of applications in house >90 days.	Count of open applications with TIH > 90 on the first day after the Qtr.		26 FY 17/18 CD baseline	20 Quarterly	41			
		Maintain or reduce the % of permits issue >90 days.	% of closed applications each qtr. which took >90 to issue.		4.5% FY 17/18 statewide baseline	Quarterly %	4.0%			
2	<b>Reduce number of open Waste Cleanup sites</b>	Review all open sites annually to determine possible closure.	Close 20% of sites based number of open sites as of 6/30/2018:  204 open sites 42 inactive sites 112 Petroleum sites		20% of 204 = 40 sites	Quarterly running total	7 closed 193 open 43 inactive 2 Petroleum			
1	<b>Customer Service - Permitting and Waste Cleanup Benefits to the Customer</b>	Review projects, sites, and processes to identify cost savings, efficiencies, and benefits to the customer without adverse impact to human health or the environment.	Track and report by project and \$ savings quarterly		Track	Quarterly log	<a href="#">See Benefits to the Customer SharePoint table</a>			

Compliance Assurance Program											
Strategic Goal	KPM	Action	KPI	Responsible Party	Baseline	Target / Due Date	Q1	Q2	Q3	Q4	
2	Meet level of service (LOS) requirements For Compliance Inspections	Perform inspections of regulated facilities.	% of LOS completed	Assistant District Director	100% LOS Complete	100% NLT 9/30/2018	100% (4 <sup>th</sup> qtr. Of previous FFY)				
2	Maintain compliance rates	Maintain the performance benchmark for compliance rate	% of facilities in compliance		96.6%	Quarterly	95.9%				
							<a href="#">Return to Central District tables</a>				
6	Use compliance assistance to return facilities to compliance	Follow the compliance hierarchy	# of Compliance Assistance Offers accepted (running annual total)		N/A	Cumulative Reporting	166				
2	Improve State Review Framework Data Quality	Conduct district's data quality audit of thirty facilities, ten from each delegated program, using EPA's audit criteria. Audit files from previous 12-month period with focus on facilities with recent return to compliance that had violations resolved with or without enforcement.	Report each quarter the percent of facilities out of ten audited per program that were 100% consistent. Identify potential corrective actions for inconsistencies found and report to division.		Air: N/A	100% Data Consistency	100%				
					Water: N/A	100% Data Consistency	70%				
					Waste: N/A	100% Data Consistency	100%				

Business Program										
Strategic Goals	KPM	Action	KPI	Responsible Party	Baseline	Target / Due Date	Q1	Q2	Q3	Q4
1	Reduce Costs	Maintain or reduce avg. fleet cost per mile as compared to FY 17/18	Review maintenance costs and usage data from reservation system at minimum quarterly	Business Program Administrator	FY 17/18 avg. cost per mile	.17/cpm Cost/mile per quarter	\$.18/cpm			
		Maintain or reduce commodity spend as compared to FY 17/18	Track and reduce commodity spend including PC refresh (*based on Category 040000 expenditures)		FY 17/18 Spend \$105,411/yr	\$8,785/mo (cumulative baseline)	\$7,846.39 aver spend per month			
6	Enhance Supervisor Training and Development	Develop & distribute Leadership & Supervisory information and Best-Practices.	# of electronic communications and or lunch and learns		1 per quarter	1 per quarter	6			
					<a href="#">See Directors Quarterly Update for details</a>					
2	Replicate Successes	Increase collaboration between Districts to build consistency, replicate success, and promote BMPs	Conduct monthly teleconferences / meetings to share issues and solutions		6 per year	Business Plan Quarterly updates	4			
2	Ensure District Safety	Perform routine district office safety inspections	Number of district safety inspections per quarter		1 per quarter		1			
2	Provide professional / personal development opportunities	Facilitate training for BP staff to promote personal and professional development and career pathing opportunities	Conduct at least 3 training session per quarter		3 per quarter		3			

# MID AND LONG-TERM GOALS

## MID TERM GOALS

### Maintain Mission focus:

Owner	Target	Action items
All programs	On-going	Build efficiencies and cost savings into our business through focus on Continuous Improvement.
CAP/Permitting	On-going	Work proactively with stakeholders and pursue outreach and cost saving opportunities.
	On-going	Achieve high compliance rates and quickly resolve violations
	On-going	<b>Improve the applicant’s permitting experience within your District/Division.</b> This includes the applicant’s entire experience: holding meaningful and productive pre-application meetings to minimize the likelihood of and RAI; receiving clear and reasonable rule-based RAI’s when appropriate; receiving permits that are written in plain language, simple to understand, enforceable and contain necessary information without redundancy; and receiving excellent communication from the District/Division throughout the permitting process. Customer satisfaction shall be measured based upon a survey developed by the Permitting PA’s. Quarterly updates on customer satisfaction should be provided to the Assistant Deputy Secretary’s Office via inclusion in the quarterly Business Plan updates due within 30 days of the end of each quarter, beginning with the 1st quarter of FY 18/19.
Business	On-going	Create a more integrated and efficient business and regulatory workflow process.
	On-going	Continue to incorporate improvements into Cherwell for mail centralization.

### Cultivate Leadership

Owner	Target	Steps
All programs	June 2019	Conduct at least one leadership training series per year.

	On-going	Identify leadership training opportunities for staff.
	On-going	Develop and utilize focused, mission centered leadership.

### Exhibit Transparency

Owner	Target	Steps
All programs	On-going	Create a culture of transparency, openness and trust.
	On-going	Grow positive relationships with stakeholders and enhance customer value.
	On-going	Be good stewards of taxpayers money and resources.

### Develop Staff

Owner	Target	Steps
All Programs	On-going	Create a learning organization by continuously investing in training and upgrading of skills.
	On-going	Attract exceptional people whom have the expertise and motivation to achieve the Mission.
	On-going	Stimulate cross functional/organizational collaboration as one functional team within CD and across regulatory programs.
	On-going	Create a more robust Employee Development Plan to facilitate a catalogue of training opportunities across all programs, including the business unit.
Business	Quarterly 18/19	Hold trainings on Oculus, InfoPortal, MapDirect, FTP.
	On-going	Implement Professional Development Series for BP.



	On-going	Continue cross training efforts among program staff
--	----------	---

### Measure Results

Owner	Target	Steps
Permitting & Waste Cleanup	On-going	As part of an ongoing collaboration between District Permitting Program Administrators and Division Deputy Directors, the statewide permitting program is dedicated to quality, consistency, and efficiency. Several short-term workgroups led by Program Administrators are in the works to review current procedures and implement innovative changes to the permitting program. To continue to provide high levels of customer service, “time to process” will be maintained at the current levels and customer feedback will be collected to measure the satisfaction with the overall permitting experience.
All Programs	On-going	Measure what matters – continue to define what matters
	On-going	Focus on a culture of Continuous Improvement (Simplify and improve our processes – say what we do, do what we say - develop and use SOPs

### Long Term Goals: 3-5 years

The Central District is committed to working proactively and engaging with all stakeholders, to foster trust and communication, in completing its core mission of protecting the environment and human health for all that live and visit Florida. This will not only include targeted outreach to regulated facilities, but also includes establishing a robust presence in the community and at events such as fairs, school functions, and local volunteering and charitable opportunities.

Central District realizes that the Department has many different organizations that are involved with many different aspects and roles within the State. Central District will continue to collaborate and share successes and failures with our other organizations, so that together we can become a better agency.

The vision of the Central District is one of a flexible work force to efficiently meet the needs of our customers and provide the best public service possible. This includes more cohesive and well-rounded permitting and compliance teams, which function together rather than separately. The District will be more centered upon cross-communication and collaboration efforts, with a continued focus on a mobile workforce. The smaller better paid work force will become more adaptable to a changing environment.

The District continues to strive to meet these goals by focusing on:

- Developing progressive office space requirements to fully minimize leased space needed in the future.
- Being a key driver in environmental and economic success of the communities within the Central District.
- Having a flexible workforce that is fully cross trained and able to handle multiple core processes in multiple programs.
- Exploring resource sharing with other Districts through efficiencies and workload allocations.
- Promote a culture of workload exchange.
- Continuing to develop information technology solutions that promotes success of long term goals, accurate data compilation, processing efficiencies, and a mobile work force.
- Support of OTIS on various statewide regulatory CIP-IT projects.

## SUCSESSES, ACHIEVEMENTS & CONTINUOUS IMPROVEMENT

**CAP:** Completed the year's 1,064 levels of service inspections on time while also investigating nearly 900 complaints.

**Emergency Response:** The Central District's Emergency Response Team fields nearly 1000 notifications from the State Watch Office annually. Of these, more than 600 require follow up to ensure proper cleanup or remediation of the environmental incident. The team provides 8-hour OSHA HAZWOPER refresher and 24-hour initial HAZWOPER trainings to district and local government staff annually, saving local county governments nearly \$20,000 annually in training costs.

**Waste Cleanup:** Waste Cleanup's Brownfield document review time has dropped by 10 days from last year.

**Benefits to the customer:** Central District's Permitting and Waste Cleanup program has saved the regulated community over \$300,000 during the past year.

**Leadership development:** One of the District's Compliance Assurance Program managers was selected to participate in LEAPS training this year.

**Time to Process:** Time to process remained the lowest among the districts at 8.45 days per application.

**Promotions and Upgrades:** Continued to reward top performers by providing six merit pay increases totaling \$16,300 and two promotions totaling \$7,500 in the first quarter.

# Appendix A – DEO FL 5-Year Strategic Plan for Economic Development



## Florida Strategic Plan for Economic Development (V20.0, [www.floridajobs.org/FL5yrPlan](http://www.floridajobs.org/FL5yrPlan))

### At-A-Glance

- Vision** ● Florida will have the nation's top performing economy and be recognized as the world's best place to live, learn, play, work, and do business.
- Goals** ● Lead the nation in global competitiveness as a location for business, investment, talent, innovation, and visitors.  
 ● Lead the nation in economic growth and prosperity.  
 ● Lead the nation in quality of life.
- Objectives** ● Improve and sustain employment in Florida. ● Foster opportunities for prosperity. ● Grow businesses.  
 ● Expand global commerce. ● Increase Florida's attractiveness to workers, residents, and visitors.

Cross-Cutting Strategies					
1. Strengthen collaboration and alignment among state, regional, and local entities toward the state's economic vision.					
2. Develop and implement a statewide strategy to develop regional talent and innovation clusters using global best practices.					
3. Strengthen Florida's economic regions and connect resources across regions to build Florida as a globally competitive megaregion.					
4. Position Florida as a global hub for trade, visitors, talent, innovation, and investment.					
Area-Specific Strategies					
Talent Supply & Education	Innovation & Economic Development	Infrastructure & Growth Leadership	Business Climate & Competitiveness	Civic & Governance Systems	Quality of Life & Quality Places
5. Align education and workforce development programs to foster employment opportunities and develop and retain talented workers with the skills to meet current and future employer needs. 6. Develop an integrated pre-K through career education system to prepare students for becoming successful workers or entrepreneurs. 7. Lead the nation in science, technology, engineering, and mathematics (STEM) research, education, and market-relevant technical skills. 8. Expand access to education and training programs for talent in distressed markets.	9. Strengthen Florida's leadership in expanding and emerging talent and innovation clusters and transitioning established clusters to serve new markets. 10. Grow, sustain, and integrate efforts related to research and development, technology transfer and commercialization, and capital to create, nurture, and expand innovation businesses. 11. Expand the number of Florida businesses selling goods and services internationally, and diversify the markets they serve. 12. Brand and consistently market Florida as the best state for business.	13. Coordinate decision-making and investments for economic development, land use, transportation, infrastructure, housing, water, energy, natural resources, workforce, and community development at the statewide, regional, and local levels. 14. Develop and maintain multimodal, interconnected trade and transportation systems to support a prosperous, globally competitive economy. 15. Develop and maintain a cutting-edge telecommunications infrastructure. 16. Ensure the future supply and quality of water to meet Florida's economic and quality of life goals. 17. Develop and maintain diverse, reliable, and cost effective energy sources and systems to meet Florida's economic and environmental goals.	18. Revise permitting, development, and other regulatory processes to meet changing business needs and provide a predictable legal and regulatory environment. 19. Ensure state, regional, and local agencies provide collaborative, seamless, consistent, and timely customer service to businesses and workers. 20. Reduce barriers to small/minority business and entrepreneurial growth. 21. Expand opportunities for access to capital for businesses throughout their life-cycle. 22. Work with industry to ensure property and health insurance rates are competitive with other large states. 23. Develop a government revenue structure that encourages business growth and development.	24. Support and sustain statewide and regional partnerships to accomplish Florida's economic and quality of life goals. 25. Improve the efficiency and effectiveness of government agencies at all levels. 26. Invest in strategic statewide and regional economic development priorities.	27. Create and sustain vibrant, safe, and healthy communities that attract workers, residents, businesses, and visitors. 28. Ensure Florida's environment and quality of life are sustained and enhanced by future growth plans and development decisions. 29. Promote, develop, protect, and leverage Florida's natural, art, and cultural assets in a sustainable manner.

# Appendix B – Central District Legislative Summary

[FY 17-18](#)

# **Appendix C – Employee Development Plan for FY 18-19**

[FY 18-19 EDP](#)



*Mead Botanical Garden  
Photograph by Pamela Ammon*

***Dept. of Environmental Protection***  
**Central District Office**

**Aaron Watkins**  
District Director  
[Aaron.Watkins@dep.state.fl.us](mailto:Aaron.Watkins@dep.state.fl.us)

3319 Maguire Blvd, Suite 232,  
Orlando FL 32803  
[www.dep.state.fl.us/central](http://www.dep.state.fl.us/central)

Phone: 407-897-4100  
Fax: 850-412-0467