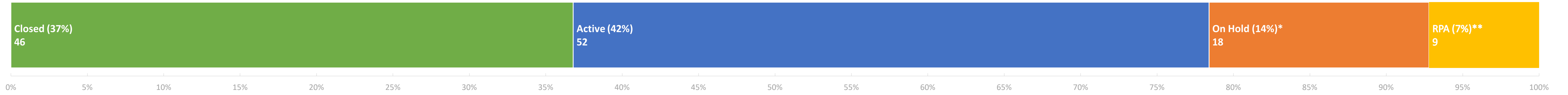


State-Lead Cleanup Program (SLCP) Progress and Funding Status

April 15, 2026



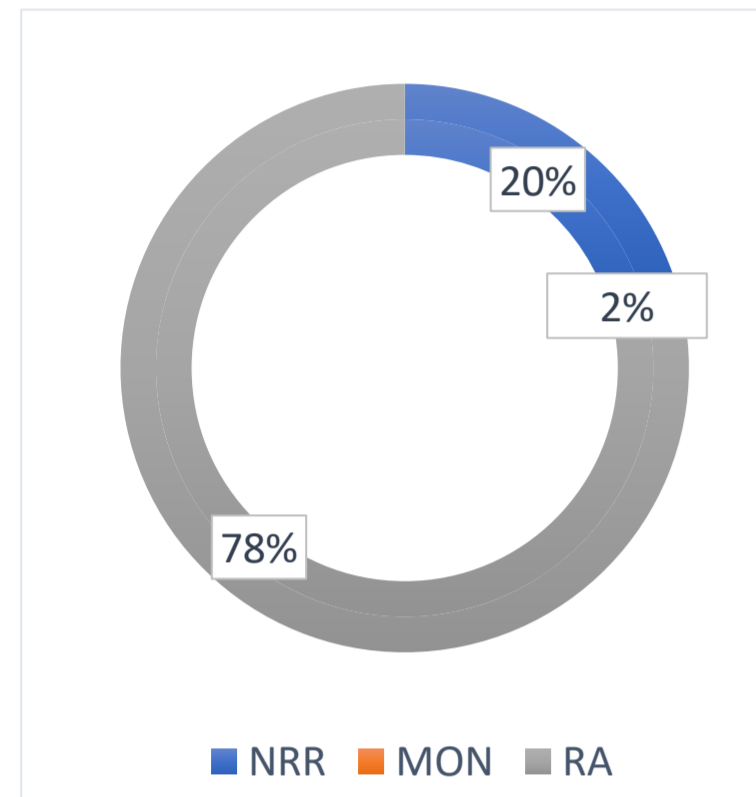
*On Hold = DEP has placed sites that have concentrations of per- and polyfluoroalkyl substances (PFAS) on hold

**RPA = Responsible Party Analysis is being completed by District offices

Closed Sites

April 15, 2026

Total Closed to Date: 46



Closure Method	Closures	% of Total
No Remedy Required (NRR)	9	20%
Monitoring Only (MON)	1	2%
Remedial Action (RA)	36	78%

Removal Sites

April 15, 2026

Barker Chemical Co.		Fairfax North	
Total No. of Properties	74	Total No. of Properties	46
Properties Remediated	28	Properties Remediated	35
No Action Required	3	No Action Required	3
Percent Completed	42%	Percent Completed	83%

State-Lead Funding Available and Tasked (FY26)

April 15, 2026

Quarter	Available for Tasking*	Encumbered in Contracts	Unencumbered
	Quarter 1	\$16,821,089.41	\$11,991,565.71
	Funding Tasked		
	\$1,367,277.85		

*includes carry-over from prior fiscal years

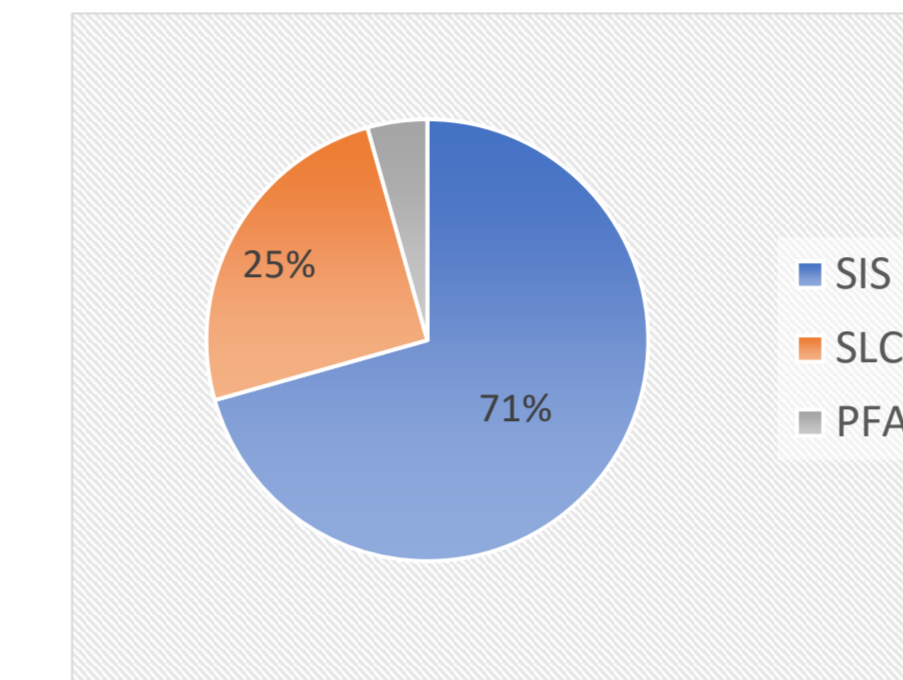
Quarter	Available for Tasking	Encumbered in Contracts	Unencumbered
	Quarter 2	\$15,453,811.56	\$10,624,287.86
	Funding Tasked		
	\$341,353.97		

Quarter	Available for Tasking	Encumbered in Contracts	Unencumbered
	Quarter 3	\$14,607,697.46	\$10,725,433.70
	Funding Tasked		
	\$996,523.62		

Quarter	Available for Tasking	Encumbered in Contracts	Unencumbered
	Quarter 4 (Pending)	\$13,820,464.59	\$10,315,360.03
	Funding Tasked		
	TBD		

State-Lead Tasking Activity by Program (FY26)

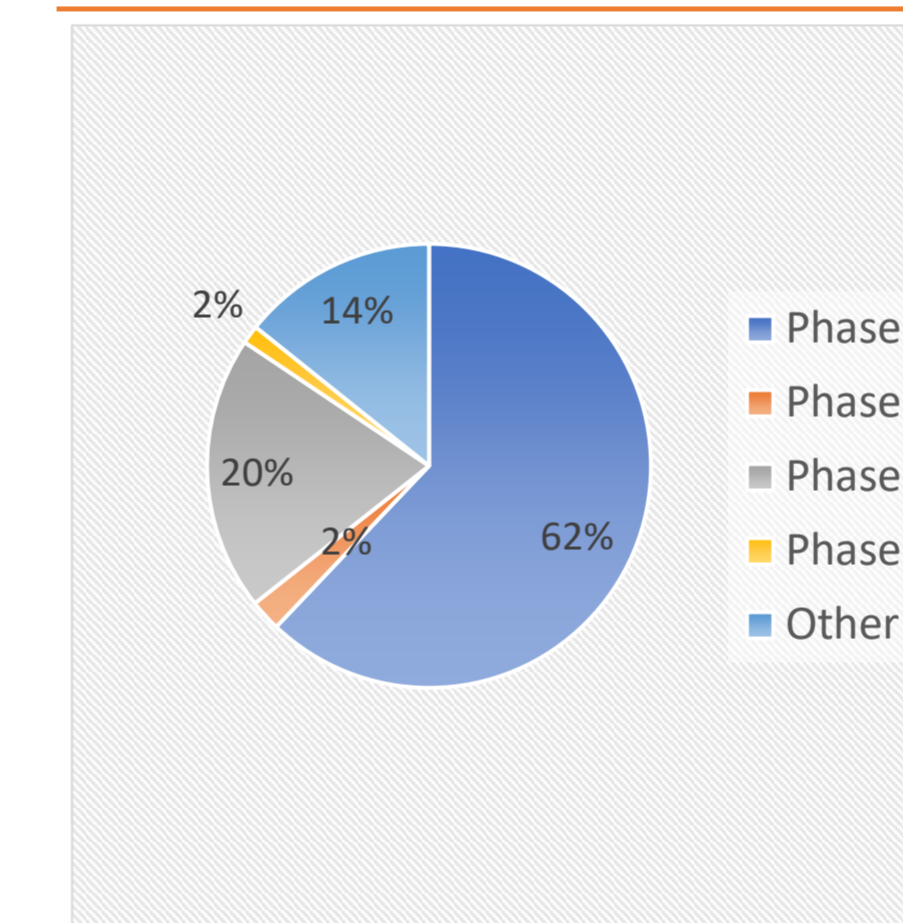
April 15, 2026



Program	Tasked to Date (FY26)
Site Investigations Section (SIS)	\$1,910,550.87
State-Lead Cleanup Program (SLCP)	\$676,352.72
PFAS Screening at Drycleaners (PFAS)	\$118,251.85
Total	\$2,705,155.44

State-Lead Tasking Activity by Phase (FY26)

April 15, 2026



Phase	Tasked to Date (FY26)	No. of Active Sites
Phase 2 (Assessment)	\$1,694,717.91	11
Phase 3 (Construction/Design/Source Removal)	\$62,361.57	5
Phase 4 (Monitoring)	\$522,188.87	36
Phase 5 (Site Closure)	\$36,734.14	0
Other*	\$389,152.95	N/A
Total	\$2,705,155.44	52

*includes property management, DOH well survey, offsite notices, critical response